

# Reserve Analysis Report

**Park Paseo Homeowners Association**

Irvine, California

Version 1

July 26, 2022



**Advanced Reserve Solutions, Inc.**

23201 Mill Creek Drive, Suite 210

Laguna Hills, California 92653

Phone (949) 474-9800

Facsimile (949) 474-9820

[www.arsinc.com](http://www.arsinc.com)

© 1997 - 2021

Advanced Reserve Solutions, Inc.

All Rights Reserved.

# Park Paseo Homeowners Association

## Table of Contents

	<b>Page</b>
Preface	i
Executive Summary	1
Disclosure Statement	2
Distribution of Current Reserve Funds	3
Calculation of Percent Funded	7
Management Summary	12
Management Charts	17
Annual Expenditure Detail	19
Projections	31
Projection Charts	32
Component Detail	34
Index	121

# Preface

This preface is intended to provide an introduction to the enclosed reserve analysis as well as detailed information regarding the reserve analysis report format, reserve fund goals/objectives and calculation methods. The following sections are included in this preface:

<b>Introduction to Reserve Budgeting</b> .....	page i
<b>Understanding the Reserve Analysis</b> .....	page i
<b>Reserve Funding Goals / Objectives</b> .....	page ii
<b>Reserve Funding Calculation Methods</b> .....	page ii
<b>Reading the Reserve Analysis</b> .....	page v
<b>Glossary of Key Terms</b> .....	page x
<b>Limitations of Reserve Analysis</b> .....	page xiii

## ◆ ◆ ◆ ◆ INTRODUCTION TO RESERVE BUDGETING ◆ ◆ ◆ ◆

The Board of Directors of an association has a legal and fiduciary duty to maintain the community in a good state of repair. Individual unit property values are significantly impacted by the level of maintenance and upkeep provided by the association as well as the amount of the regular assessment charged to each owner.

A prudent plan must be implemented to address the issues of long-range maintenance, repair and replacement of the common areas. Additionally, the plan should recognize that the value of each unit is affected by the amount of the regular assessment charged to each unit.

There is a fine line between “not enough,” “just right” and “too much.” Each member of an association should contribute to the reserve fund for their proportionate amount of “depreciation” (or “use”) of the reserve components. Through time, if each owner contributes his “fair share” into the reserve fund for the depreciation of the reserve components, then the possibility of large increases in regular assessments or special assessments will be minimized.

An accurate reserve analysis and a “healthy” reserve fund are essential to protect and maintain the association's common areas and the property values of the individual unit owners. A comprehensive reserve analysis is one of the most significant elements of any association's long-range plan and provides the critical link between sound business judgment and good fiscal planning. The reserve analysis provides a “financial blueprint” for the future of an association.

## ◆ ◆ ◆ ◆ UNDERSTANDING THE RESERVE ANALYSIS ◆ ◆ ◆ ◆

In order for the reserve analysis to be useful, it must be understandable by a variety of individuals. Board members (from seasoned, experienced Board members to new Board members), property managers, accountants, attorneys and even homeowners may ultimately review the reserve analysis. The reserve analysis must be detailed enough to provide a comprehensive analysis, yet simple enough to enable less experienced individuals to understand the results.

There are four key bits of information that a comprehensive reserve analysis should provide: Budget, Percent Funded, Projections and Inventory. This information is described as follows:

### **Budget**

Amount recommended to be transferred into the reserve account for the fiscal year for which the reserve analysis was prepared. In some cases, the reserve analysis may present two or more funding plans based on different goals/objectives. The Board should have a clear understanding of the differences among these funding goals/objectives prior to implementing one of them in the annual budget.

### **Percent Funded**

Measure of the reserve fund “health” (expressed as a percentage) as of the beginning of the fiscal year for which the

## Preface

reserve analysis was prepared. This figure is the ratio of the actual reserve fund on hand to the fully funded balance. A reserve fund that is “100% funded” means the association has accumulated the proportionately correct amount of money, to date, for the reserve components it maintains.

### **Projections**

Indicate the “level of service” the association will provide the membership as well as a “road map” for the fiscal future of the association. The projections define the timetables for repairs and replacements, such as when the buildings will be painted or when the asphalt will be seal coated. The projections also show the financial plan for the association – when an underfunded association will “catch up” or how a properly funded association will remain fiscally “healthy.”

### **Inventory**

Complete listing of the reserve components. Key bits of information are available for each reserve component, including placed-in-service date, useful life, remaining life, replacement year, quantity, current cost of replacement, future cost of replacement and analyst’s comments.

## ◆ ◆ ◆ ◆ RESERVE FUNDING GOALS / OBJECTIVES ◆ ◆ ◆ ◆

There are four reserve funding goals/objectives which may be used to develop a reserve funding plan that corresponds with the risk tolerance of the association: Full Funding, Baseline Funding, Threshold Funding and Statutory Funding. These goals/objectives are described as follows:

### **Full Funding**

Describes the goal/objective to have reserves on hand equivalent to the value of the deterioration of the each reserve component. The objective of this funding goal is to achieve and/or maintain a 100% percent funded reserve fund. The component calculation method or cash flow calculation method is typically used to develop a full funding plan.

### **Baseline Funding**

Describes the goal/objective to have sufficient reserves on hand to never completely run out of money. The objective of this funding goal is to simply pay for all reserve expenses as they come due without regard to the association’s percent funded. The cash flow calculation method is typically used to develop a baseline funding plan.

### **Threshold Funding**

Describes the goal/objective other than the 100% level (full funding) or just staying cash-positive (baseline funding). This threshold goal/objective may be a specific percent funded target or a cash balance target. Threshold funding is often a value chosen between full funding and baseline funding. The cash flow calculation method is typically used to develop a threshold funding plan.

### **Statutory Funding**

Describes the pursuit of an objective as described or required by local laws or codes. The component calculation method or cash flow calculation method is typically used to develop a statutory funding plan.

## ◆ ◆ ◆ ◆ RESERVE FUNDING CALCULATION METHODS ◆ ◆ ◆ ◆

There are two funding methods which can be used to develop a reserve funding plan based on a reserve funding goal/objective: Component Calculation Method and Cash Flow Calculation Method. These calculation methods are described as follows:

### **Component Calculation Method**

This calculation method develops a funding plan for each individual reserve component. The sum of the funding plan for each component equals the total funding plan for the association. This method is often referred to as the “straight line”

## Preface

method and is widely believed to be the most conservative reserve funding method. This method structures a funding plan that enables the association to pay all reserve expenditures as they come due, enables the association to achieve the ideal level of reserves in time, and then enables the association to maintain the ideal level of reserves through time. The following is a detailed description of the component calculation method:

### Step 1: Calculation of fully funded balance for each component

The fully funded balance is calculated for each component based on its age, useful life and current cost. The actual formula is as follows:

$$\text{Fully Funded Balance} = \frac{\text{Age}}{\text{Useful Life}} \times \text{Current Cost}$$

### Step 2: Distribution of current reserve funds

The association's current reserve funds are assigned to (or distributed amongst) the reserve components based on each component's remaining life and fully funded balance as follows:

Pass 1: Components are organized in remaining life order, from least to greatest, and the current reserve funds are assigned to each component up to its fully funded balance, until reserves are exhausted.

Pass 2: If all components are assigned their fully funded balance and additional funds exist, they are assigned in a "second pass." Again, the components are organized in remaining life order, from least to greatest, and the remaining current reserve funds are assigned to each component up to its current cost, until reserves are exhausted.

Pass 3: If all components are assigned their current cost and additional funds exist, they are assigned in a "third pass." Components with a remaining life of zero years are assigned double their current cost.

Distributing, or assigning, the current reserve funds in this manner is the most efficient use of the funds on hand – it defers the make-up period of any underfunded reserves over the lives of the components with the largest remaining lives.

### Step 3: Developing a funding plan

After step 2, all components have a "starting" balance. A calculation is made to determine what funding would be required to get from the starting balance to the future cost over the number of years remaining until replacement. The funding plan incorporates the annual contribution increase parameter to develop a "stair stepped" contribution.

For example, if an association needs to accumulate \$100,000 in ten years, \$10,000 could be contributed each year. Alternatively, the association could contribute \$8,723 in the first year and increase the contribution by 3% each year thereafter until the tenth year.

In most cases, this rate should match the inflation parameter. Matching the annual contribution increase parameter to the inflation parameter indicates, in theory, that member contributions should increase at the same rate as the cost of living (inflation parameter). Due to the "time value of money," this creates the most equitable distribution of member contributions through time.

Using an annual contribution increase parameter that is greater than the inflation parameter will reduce the burden to the current membership at the expense of the future membership. Using an annual contribution increase parameter that is less than the inflation parameter will increase the burden to the current membership to the benefit of the future membership. The following chart shows a comparison:

## Preface

	<u>0% Increase</u>	<u>3% Increase</u>	<u>10% Increase</u>
Year 1	\$10,000.00	\$8,723.05	\$6,274.54
Year 2	\$10,000.00	\$8,984.74	\$6,901.99
Year 3	\$10,000.00	\$9,254.28	\$7,592.19
Year 4	\$10,000.00	\$9,531.91	\$8,351.41
Year 5	\$10,000.00	\$9,817.87	\$9,186.55
Year 6	\$10,000.00	\$10,112.41	\$10,105.21
Year 7	\$10,000.00	\$10,415.78	\$11,115.73
Year 8	\$10,000.00	\$10,728.25	\$12,227.30
Year 9	\$10,000.00	\$11,050.10	\$13,450.03
Year 10	\$10,000.00	\$11,381.60	\$14,795.04
TOTAL	<u>\$100,000.00</u>	<u>\$100,000.00</u>	<u>\$100,000.00</u>

This parameter is used to develop a funding plan only; it does not mean that the reserve contributions must be raised each year. There are far more significant factors that will contribute to a total reserve contribution increase or decrease from year to year than this parameter.

One of the major benefits of using this calculation method is that for any single component (or group of components), the accumulated balance and reserve funding can be precisely calculated. For example, using this calculation method, the reserve analysis can indicate the exact amount of current reserve funds "in the bank" for the roofs and the amount of money being funded towards the roofs each month. This information is displayed on the Management / Accounting Summary and Charts as well as elsewhere within the report.

The component calculation method is typically used for well-funded associations (greater than 65% funded) with a goal/objective of full funding.

### **Cash Flow Calculation Method**

This calculation method develops a funding plan based on current reserve funds and projected expenditures during a specific timeframe (typically 30 years). This funding method structures a funding plan that enables the association to pay for all reserve expenditures as they come due, but is not necessarily concerned with the ideal level of reserves through time.

This calculation method tests reserve contributions against reserve expenditures through time to determine the minimum contribution necessary (baseline Funding) or some other defined goal/objective (full funding, threshold funding or statutory funding).

Unlike the component calculation method, this calculation method cannot precisely calculate the reserve funding for any single component (or group of components). In order to work-around this issue to provide this bookkeeping information, a formula has been applied to component method results to calculate a reasonable breakdown. This information is displayed on the Management / Accounting Summary and Charts as well as elsewhere within the report.

The cash flow calculation method is typically used for under-funded associations (less than 65% funded) with a goal/objective of full funding, threshold funding, baseline funding or statutory funding.



# Preface

## Calculation of percent funded

Summary displays all reserve components, shown here in “category” order. Provides the remaining life, useful life, current cost and the fully funded balance at the beginning of the fiscal year for which the reserve analysis was prepared.

### Reserve Components

All components are displayed (shown here in “category” order).

### Lifespans

Remaining life and useful life are displayed. And, these columns are conveniently sub totaled to show range.

**Sample Homeowners Association**  
Calculation of Percent Funded  
Sorted by Category

	Remaining Life	Useful Life	Current Cost	Fully Funded Balance
<b>010 Streets</b>				
Streets - Asphalt, Overlay / Major Rehab	8	27	\$101,667.50	\$71,564.91
Streets - Asphalt, Repair	0	4	\$3,621.75	\$3,621.75
Streets - Asphalt, Seal Coat	0	4	\$5,926.50	\$5,926.50
Streets - Concrete, Unfunded	n.a.	n.a.	\$0.00	\$0.00
<b>Sub Total</b>	<b>0-8</b>	<b>4-27</b>	<b>\$111,245.75</b>	<b>\$81,113.16</b>
<b>020 Roofs</b>				
Roofs - Tile				
<b>Sub Total</b>				
<b>030 Painting</b>				
Painting - Cabana Interior				
Painting - Red Curbs				
Painting - Stucco				
Painting - Woodwork & Trim				
Painting - Wrought Iron, Buildings				
Painting - Wrought Iron, Pool Area				
<b>Sub Total</b>				
<b>040 Fencing</b>				
Fencing - Wrought Iron, Pool Area				
Railing - Wrought Iron, Buildings				
<b>Sub Total</b>				
<b>050 Lighting</b>				
Lighting - Buildings				
Lighting - Grounds				
<b>Sub Total</b>				
<b>060 Pool Area</b>				
Cabana - Ceramic Tile				
Cabana - Doors				
Cabana - Plumbing Fixtures				
Cabana - Restroom Partitions				
Cabana - Water Heater				
Pool - Filter				
Pool - Heater				
Pool - Replaster & Tile Replace				
Pool Area - Barbecues				
3.18.2014(1)				

**Sample Homeowners Association**  
Calculation of Percent Funded  
Sorted by Category

	Remaining Life	Useful Life	Current Cost	Fully Funded Balance
Pool Area - Ceramic Tile	2	21	\$8,591.63	\$7,773.38
Pool Area - Concrete Deck, Unfunded	n.a.	n.a.	\$0.00	\$0.00
Pool Area - Furniture (Refurbish)	0	12	\$9,255.00	\$9,255.00
Pool Area - Furniture (Replace)	6	25	\$17,315.00	\$13,159.40
Pool Area - Mastic	0	4	\$5,131.50	\$5,131.50
Spa - Filter	0	13	\$1,350.00	\$1,350.00
Spa - Heater	0	10	\$3,050.00	\$3,050.00
Spa - Replaster & Tile Replace	3	8	\$5,250.00	\$3,126.40
<b>Sub Total</b>	<b>0-6</b>	<b>4-25</b>	<b>\$91,747.38</b>	<b>\$71,964.53</b>
<b>070 Decks</b>				
Decks - Clean & Top Coat	2	5	\$30,480.00	\$18,288.00
Decks - Resurface	2	13	\$65,227.20	\$54,720.81
<b>Sub Total</b>	<b>2</b>	<b>5-13</b>	<b>\$95,707.20</b>	<b>\$73,008.81</b>
<b>080 Misc (Buildings)</b>				
Fire Extinguisher Cabinets	2	21	\$27,025.00	\$24,904.05
Utility Closet Doors	2	21	\$73,900.00	\$69,861.00
<b>Sub Total</b>	<b>2</b>	<b>21</b>	<b>\$101,525.00</b>	<b>\$91,855.95</b>
<b>090 Misc (Grounds)</b>				
Landscape - Irrigation Controllers	0	12	\$20,000.00	\$20,000.00
Landscape - Renovation, Unfunded	n.a.	n.a.	\$0.00	\$0.00
Mailboxes	2	21	\$37,200.00	\$33,657.14
<b>Sub Total</b>	<b>0-2</b>	<b>12-21</b>	<b>\$66,200.00</b>	<b>\$62,657.14</b>
<b>100 Termite Control</b>				
Termite Control	n.a.	n.a.	\$0.00	\$100,000.00
<b>Sub Total</b>	<b>n.a.</b>	<b>n.a.</b>	<b>\$0.00</b>	<b>\$100,000.00</b>
Contingency	n.a.	n.a.	n.a.	\$29,453.27
<b>Total</b>	<b>0-11</b>	<b>2-30</b>	<b>\$1,001,533.70</b>	<b>\$1,011,228.83</b>
<b>Anticipated Reserve Balance</b>				<b>\$865,450.00</b>
<b>Percent Funded</b>				<b>85.58%</b>
3.18.2014(1)				

### Current Cost

Displays the current cost to replace or otherwise maintain each component. This column is conveniently sub totaled.

### Fully Funded Balance

Displays the fully funded balance for each component. This column is conveniently sub totaled.

The total current cost to replace or otherwise maintain all components, total fully funded balance, anticipated reserve balance and percent funded are provided at the bottom of this summary. Also shown is the range of reserve component remaining lives and useful lives.



# Preface

## Management / Accounting Summary and Charts

Summary displays all reserve components, shown here in “category” order. Provides the assigned reserve funds at the beginning of the fiscal year for which the reserve analysis was prepared along with the monthly member contribution, interest contribution and total contribution for each component and category. Pie charts show graphically how the total reserve fund is distributed amongst the reserve component categories and how each category is funded on a monthly basis.

**Balance at FYB**  
Shows the amount of reserve funds assigned to each reserve component. And, this column is conveniently sub totaled.

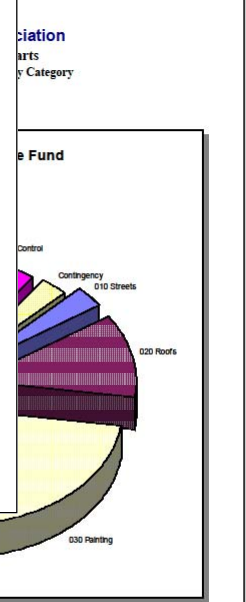
**Sample Homeowners Association**  
Management / Accounting Summary  
Component Calculation Method; Sorted by Category

	Balance at Fiscal Year Beginning	Monthly Member Contribution	Monthly Interest Contribution	Total Monthly Contribution
<b>010 Streets</b>				
Streets - Asphalt, Overlay / Major Rehab	\$17,637.90	\$948.69	\$13.37	\$983.07
Streets - Asphalt, Repair	\$3,621.75	\$78.20	\$0.25	\$78.45
Streets - Asphalt, Seal Coat	\$5,026.50	\$127.96	\$0.41	\$128.37
Streets - Concrete, Unfunded	\$0.00	\$0.00	\$0.00	\$0.00
<b>Sub Total</b>	<b>\$27,186.15</b>	<b>\$1,155.84</b>	<b>\$14.04</b>	<b>\$1,169.88</b>
<b>020 Roofs</b>				
Roofs - Tile				
<b>Sub Total</b>				
<b>030 Painting</b>				
Painting - Cabana Interior				
Painting - Red Curbs				
Painting - Stucco				
Painting - Woodwork & Trim				
Painting - Wrought Iron, Buildings				
Painting - Wrought Iron, Pool Area				
<b>Sub Total</b>				
<b>040 Fencing</b>				
Fencing - Wrought Iron, Pool Area				
Railing - Wrought Iron, Buildings				
<b>Sub Total</b>				
<b>050 Lighting</b>				
Lighting - Buildings				
Lighting - Grounds				
<b>Sub Total</b>				
<b>060 Pool Area</b>				
Cabana - Ceramic Tile				
Cabana - Doors				
Cabana - Plumbing Fixtures				
Cabana - Restroom Partitions				
Cabana - Water Heater				
Pool - Filter				
<b>Sub Total</b>				

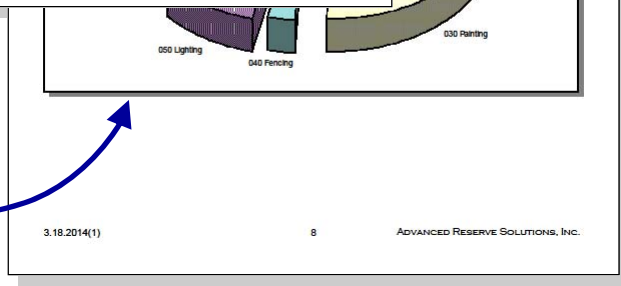
**Sample Homeowners Association**  
Management / Accounting Summary  
Component Calculation Method; Sorted by Category

	Balance at Fiscal Year Beginning	Monthly Member Contribution	Monthly Interest Contribution	Total Monthly Contribution
Pool - Heater	\$3,250.00	\$24.60	\$0.08	\$24.68
Pool - Replaster & Tile Replace	\$7,070.58	\$146.76	\$4.61	\$151.37
Pool Area - Barbecues	\$1,010.00	\$29.98	\$0.69	\$30.67
Pool Area - Ceramic Tile	\$7,773.38	\$43.27	\$4.69	\$47.95
Pool Area - Concrete Deck, Unfunded	\$0.00	\$0.00	\$0.00	\$0.00
Pool Area - Furniture (Refurbish)	\$9,255.00	\$70.05	\$0.23	\$70.27
Pool Area - Furniture (Replace)	\$13,159.40	\$74.76	\$7.94	\$82.70
Pool Area - Mastic	\$5,131.50	\$110.79	\$0.36	\$111.15
Spa - Filter	\$1,350.00	\$12.11	\$0.04	\$12.15
Spa - Heater	\$2,600.00	\$27.36	\$0.09	\$27.44
Spa - Replaster & Tile Replace	\$3,126.40	\$64.12	\$2.04	\$66.15
<b>Sub Total</b>	<b>\$71,964.53</b>	<b>\$710.19</b>	<b>\$30.10</b>	<b>\$740.28</b>
<b>070 Decks</b>				
Decks - Clean & Top Coat	\$18,288.00	\$539.52	\$12.44	\$551.96
Decks - Resurfacing	\$54,720.81	\$506.93	\$33.05	\$540.58
<b>Sub Total</b>	<b>\$73,008.81</b>	<b>\$1,046.45</b>	<b>\$46.09</b>	<b>\$1,092.54</b>
<b>080 Misc (Buildings)</b>				
Fire Extinguisher Cabinets	\$24,994.05	\$139.11	\$15.07	\$154.19
Utility Closet Doors	\$66,861.60	\$372.15	\$40.32	\$412.47
<b>Sub Total</b>	<b>\$91,855.95</b>	<b>\$511.26</b>	<b>\$55.40</b>	<b>\$566.66</b>
<b>090 Misc (Grounds)</b>				
Landscape - Irrigation Controllers	\$20,000.00	\$219.48	\$0.71	\$220.19
Landscape - Renovation, Unfunded	\$0.00	\$0.00	\$0.00	\$0.00
Mailboxes	\$33,657.14	\$187.33	\$20.30	\$207.63
<b>Sub Total</b>	<b>\$62,657.14</b>	<b>\$406.82</b>	<b>\$21.00</b>	<b>\$427.82</b>
<b>100 Termite Control</b>				
Termite Control	\$100,000.00	\$0.00	\$58.52	\$58.52
<b>Sub Total</b>	<b>\$100,000.00</b>	<b>\$0.00</b>	<b>\$58.52</b>	<b>\$58.52</b>
Contingency	\$25,207.28	\$268.59	\$15.61	\$284.20
<b>Total</b>	<b>\$865,450.00</b>	<b>\$3,221.58</b>	<b>\$498.09</b>	<b>\$9,719.66</b>

**Monthly Funding**  
Displays the monthly funding for each component from the members and interest. Total monthly funding is also indicated. And, these columns are conveniently sub totaled.



**Pie Charts**  
Show graphically how the reserve fund is distributed amongst the reserve components and how the components are funded.



# Preface

## Projections and Charts

Summary displays projections of beginning reserve balance, member contribution, interest contribution, expenditures and ending reserve balance for each year of the projection period (shown here for 30 years). The two columns on the right-hand side provide the fully funded ending balance and the percent funded for each year. Charts show the same information in an easy-to-understand graphic format.

**Sample Homeowners Association  
Projections**  
Component Calculation Method

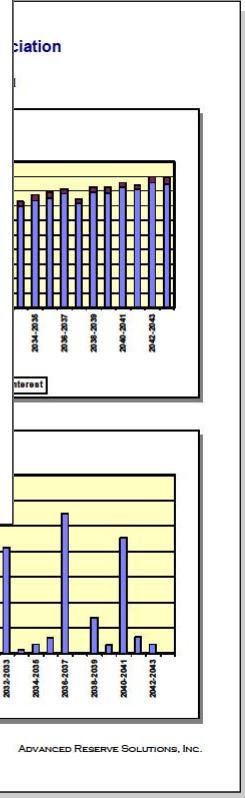
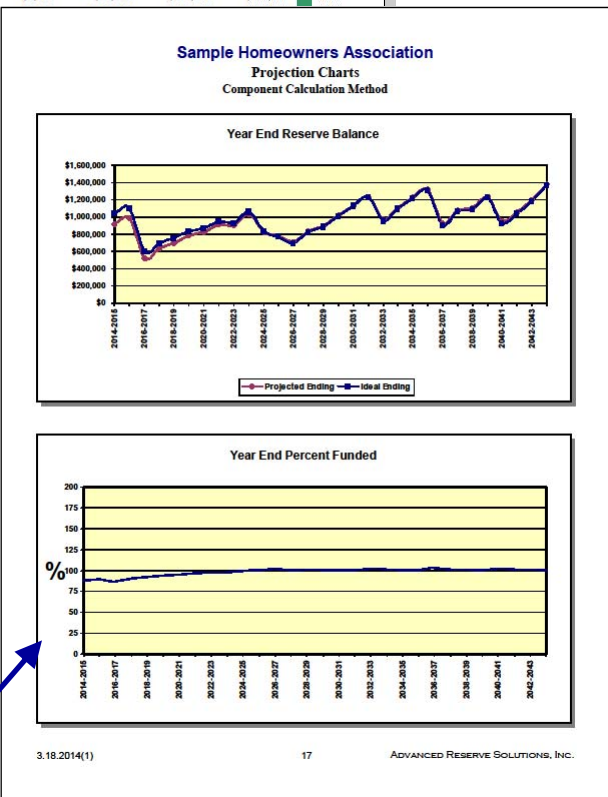
Fiscal Year	Beginning Balance	Member Contribution	Interest Contribution	Expenditures	Ending Balance	Fully Funded Ending Balance	Percent Funded
2014-2015	\$865,450	\$110,659	\$5,977	\$54,980	\$917,106	\$1,046,139	88%
2015-2016	\$917,106	\$111,857	\$6,482	\$45,317	\$990,127	\$1,104,068	90%
2016-2017	\$990,127	\$116,806	\$3,175	\$501,549	\$518,559	\$568,939	87%
2017-2018	\$518,559	\$115,807	\$3,960	\$7,715	\$630,610	\$698,915	90%
2018-2019	\$630,610	\$116,508	\$4,431	\$52,973	\$968,577	\$755,512	94%
2019-2020	\$968,577	\$116,723	\$5,037	\$34,761	\$785,576	\$834,243	94%
2020-2021	\$785,576	\$118,645	\$5,331	\$80,731	\$828,821	\$898,170	92%
2021-2022	\$828,821	\$121,026	\$5,925	\$40,530	\$915,241	\$948,147	96%
2022-2023	\$915,241	\$123,506					
2023-2024	\$907,080	\$125,898					
2024-2025	\$1,037,322	\$128,436					
2025-2026	\$825,894	\$127,755					
2026-2027	\$780,089	\$125,648					
2027-2028	\$713,358	\$119,373					
2028-2029	\$631,897	\$131,686					
2029-2030	\$696,194	\$131,038					
2030-2031	\$1,013,798	\$137,575					
2031-2032	\$1,130,618	\$141,510					
2032-2033	\$1,237,543	\$143,162					
2033-2034	\$973,306	\$138,591					
2034-2035	\$1,104,489	\$147,134					
2035-2036	\$1,222,996	\$149,242					
2036-2037	\$1,317,743	\$156,808					
2037-2038	\$629,828	\$142,179					
2038-2039	\$1,078,962	\$157,613					
2039-2040	\$1,102,377	\$157,111					
2040-2041	\$1,234,892	\$165,390					
2041-2042	\$952,393	\$161,588					
2042-2043	\$1,056,301	\$171,747					
2043-2044	\$1,200,105	\$169,289					

NOTE: In some cases, the projected Ending Balance Expenditures. This is a result of the provision of contingency is continually adjusted according to

3.18.2014(1)

Improved format makes the numbers as easy to read and understand as possible. The color-coded bar indicates the reserve fund status:

Green: Good  
Yellow: Fair  
Red: Poor



**Charts**  
Show graphically the reserve funding plan through time.

# Preface

## Component Detail

Summary provides detailed information about each reserve component. These pages display all information about each reserve component as well as comments from site observations and historical information regarding replacement or other maintenance.

### Lifespan Information

Displays placed-in-service date, useful life, remaining life and replacement year.

### Cost Information

Displays quantity, unit cost, percentage of replacement, current cost and future cost.

### Calculation Results

Displays assigned reserves and funding requirements.

**Sample Homeowners Association**  
Component Detail  
Component Calculation Method; Sorted by Category

Streets - Asphalt, Seal Coat			
Category	010 Streets	Quantity	65,850 sq. ft.
Photo Date	January 2011	Unit Cost	\$0.090
		% of Replacement	100.00%
		Current Cost	\$5,926.50
		Future Cost	\$6,415.03
Placed In Service	11/09	Assigned Reserves at FYB	\$5,926.50
Useful Life	4	Monthly Member Contribution	\$127.96
Remaining Life	0	Monthly Interest Contribution	\$0.41
Replacement Year	2014-2015	Total Monthly Contribution	\$128.37

Comments

**Sample Homeowners Association**  
Component Detail  
Component Calculation Method; Sorted by Category

Painting - Woodwork & Trim			
Category	030 Painting	Quantity	31,575 sq. ft.
Photo Date	January 2011	Unit Cost	\$0.920
		% of Replacement	100.00%
		Current Cost	\$29,049.00
		Future Cost	\$30,222.58
Placed In Service	06/12	Assigned Reserves at FYB	\$14,524.50
Useful Life	4	Monthly Member Contribution	\$834.91
Remaining Life	2	Monthly Interest Contribution	\$10.54
Replacement Year	2016-2017	Total Monthly Contribution	\$845.35

Comments

The association painted the woodwork and between July and November 2000 for a total cost of \$3,737. The association repaired, seal coated total cost of \$5,975. The association seal coated November 2006 for a total cost of \$6,000.

The current cost used for this component is adjusted for inflation where applicable.

Asphalt surfaces should be seal coated on

**Sample Homeowners Association**  
Component Detail  
Component Calculation Method; Sorted by Category

Pool - Replaster & Tile Replace			
Category	060 Pool Area	Quantity	1 pool
Photo Date	January 2011	Unit Cost	\$15,075.000
		% of Replacement	100.00%
		Current Cost	\$15,075.00
		Future Cost	\$16,844.02
Placed In Service	01/10	Assigned Reserves at FYB	\$7,070.58
Useful Life	10	Monthly Member Contribution	\$146.76
Remaining Life	5	Monthly Interest Contribution	\$4.61
Replacement Year	2019-2020	Total Monthly Contribution	\$151.37

Comments

The association painted the woodwork and between July and November 2000 for a total cost of \$3,737. The association repaired, seal coated total cost of \$5,975. The association seal coated November 2006 for a total cost of \$6,000.

The current cost used for this component is adjusted for inflation where applicable.

For budgeting purposes, we have used the component.

The inventory for this component has been March 2000 site visit, we believe this inventory

1,020 sq. ft. of replastering	@	\$12.50	=	\$12,750.00
135 in. ft. of trim tile	@	\$15.00	=	\$2,025.00
25 in. ft. of step tile	@	\$12.00	=	\$300.00
		<b>TOTAL</b>		<b>\$15,075.00</b>

The pool and spa were replastered in March 2000 for a total cost of approximately \$6,700. The association again washed the pool in June 2002 for a total cost of \$675. The association replastered the pool and spa (including replacement of the mastic directly adjacent to the pool and spa) in January 2010 for a total cost of \$16,900.

### Comments

Useful information from site observations and historical expenses included here.

### Photos

Optional inclusion of photos adds an additional layer of detail the reserve analysis.

# Preface

## ◆ ◆ ◆ ◆ GLOSSARY OF KEY TERMS ◆ ◆ ◆ ◆

### **Annual Contribution Increase Parameter**

The rate used in the calculation of the funding plan. This rate is used on an annual compounding basis. This rate represents, in theory, the rate the association expects to increase contributions each year.

In most cases, this rate should match the inflation parameter. Matching the annual contribution increase parameter to the inflation parameter indicates, in theory, that member contributions should increase at the same rate as the cost of living (inflation parameter). Due to the “time value of money,” this creates the most equitable distribution of member contributions through time.

This parameter is used to develop a funding plan only; it does not mean that the reserve contributions must be raised each year. There are far more significant factors that will contribute to a total reserve contribution increase or decrease from year to year than this parameter. See the description of “reserve funding calculation methods” in this preface for more detail on this parameter.

### **Anticipated Reserve Balance (or Reserve Funds)**

The amount of money, as of a certain point in time, held by the association to be used for the repair or replacement of reserve components. This figure is “anticipated” because it is calculated based on the most current financial information available as of the analysis date, which is almost always prior to the fiscal year beginning date for which the reserve analysis is prepared.

### **Assigned Funds (and “Fixed” Assigned Funds)**

The amount of money, as of the fiscal year beginning date for which the reserve analysis is prepared, that a reserve component has been assigned.

The assigned funds are considered “fixed” when the normal calculation process is bypassed and a specific amount of money is assigned to a reserve component. For example, if the normal calculation process assigns \$10,000 to the roofs, but the association would like to show \$20,000 assigned to roofs, “fixed” funds of \$20,000 can be assigned.

### **Cash Flow Calculation Method**

Reserve funding calculation method developed based on total annual expenditures. A more detailed description of the actual calculation process is included in the “reserve funding calculation methods” section of the preface.

### **Component Calculation Method**

Reserve funding calculation method developed based on each individual component. A more detailed description of the actual calculation process is included in the “reserve funding calculation methods” section of the preface.

### **Contingency Parameter**

The rate used as a built-in buffer in the calculation of the funding plan. This rate will assign a percentage of the reserve funds, as of the fiscal year beginning, as contingency funds and will also determine the level of funding toward the contingency each month.

### **Current Replacement Cost**

The amount of money, as of the fiscal year beginning date for which the reserve analysis is prepared, that a reserve component is expected to cost to replace.

### **Fiscal Year**

Indicates the budget year for the association for which the reserve analysis was prepared. The fiscal year beginning (FYB) is the first day of the budget year; the fiscal year end (FYE) is the last day of the budget year.

### **Fully Funded Reserve Balance (or Ideal Reserves)**

The amount of money that should theoretically have accumulated in the reserve fund as of a certain point in time. Fully funded reserves are calculated for each reserve component based on the current replacement cost, age and useful life:

## Preface

$$\text{Fully Funded Reserves} = \frac{\text{Age}}{\text{Useful Life}} \times \text{Current Replacement Cost}$$

The fully funded reserve balance is the sum of the fully funded reserves for each reserve component.

An association that has accumulated the fully funded reserve balance does not have all of the funds necessary to replace all of its reserve components immediately; it has the proportionately appropriate reserve funds for the reserve components it maintains, based on each component's current replacement cost, age and useful life.

### **Future Replacement Cost**

The amount of money, as of the fiscal year during which replacement of a reserve component is scheduled, that a reserve component is expected to cost to replace. This cost is calculated using the current replacement cost compounded annually by the inflation parameter.

### **Global Parameters**

The financial parameters used to calculate the reserve analysis. See also "inflation parameter," "annual contribution increase parameter," "investment rate parameter" and "taxes on investments parameter."

### **Inflation Parameter**

The rate used in the calculation of future costs for reserve components. This rate is used on an annual compounding basis. This rate represents the rate the association expects to the cost of goods and services relating to their reserve components to increase each year.

### **Interest Contribution**

The amount of money contributed to the reserve fund by the interest earned on the reserve fund and member contributions.

### **Investment Rate Parameter**

The gross rate used in the calculation of interest contribution (interest earned) from the reserve balance and member contributions. This rate (net of the taxes on investments parameter) is used on a monthly compounding basis. This parameter represents the weighted average interest rate the association expects to earn on their reserve fund investments.

### **Membership Contribution**

The amount of money contributed to the reserve fund by the association's membership.

### **Monthly Contribution (and "Fixed" Monthly Contribution)**

The amount of money, for the fiscal year which the reserve analysis is prepared, that a reserve component will be funded.

The monthly contribution is considered "fixed" when the normal calculation process is bypassed and a specific amount of money is funded to a reserve component. For example, if the normal calculation process funds \$1,000 to the roofs each month, but the association would like to show \$500 funded to roofs each month, a "fixed" contribution of \$500 can be assigned.

### **Number of Units (or other assessment basis)**

Indicates the number of units for which the reserve analysis was prepared. In "phased" developments (see phasing), this number represents the number of units, and corresponding common area components, that existed as of a certain point in time.

For some associations, assessments and reserve contributions are based on a unit of measure other than the number of units. Examples include time-interval weeks for timeshare resorts or lot acreage for commercial/industrial developments.

## Preface

### **One-Time Replacement**

Used for components that will be budgeted for only once.

### **Percent Funded**

A measure, expressed as a percentage, of the association's reserve fund "health" as of a certain point in time. This number is the ratio of the anticipated reserve fund balance to the fully funded reserve balance:

$$\text{Percent Funded} = \frac{\text{Anticipated Reserve Fund Balance}}{\text{Fully Funded Reserve Balance}}$$

An association that is 100% funded does not have all of the reserve funds necessary to replace all of its reserve components immediately; it has the proportionately appropriate reserve funds for the reserve components it maintains, based on each component's current replacement cost, age and useful life.

### **Percentage of Replacement**

The percentage of the reserve component that is expected to be replaced.

For most reserve components, this percentage should be 100%. In some cases, this percentage may be more or less than 100%. For example, fencing which is shared with a neighboring community may be set at 50%.

### **Phasing**

Indicates the number of phases for which the reserve analysis was prepared and the total number of phases expected at build-out (i.e. Phase 4 of 7). In phased developments, the first number represents the number of phases, and corresponding common area components, that existed as of a certain point in time. The second number represents the number of phases that are expected to exist at build-out.

### **Placed-In-Service Date**

The date (month and year) that the reserve component was originally put into service or last replaced.

### **Remaining Life**

The length of time, in years, until a reserve component is scheduled to be replaced.

### **Remaining Life Adjustment**

The length of time, in years, that a reserve component is expected to last in excess (or deficiency) of its useful life for the current cycle of replacement.

If the current cycle of replacement for a reserve component is expected to be greater than or less than the "normal" life expectancy, the reserve component's life should be adjusted using a remaining life adjustment.

For example, if wood trim is painted normally on a 4 year cycle, the useful life should be 4 years. However, when it comes time to paint the wood trim and it is determined that it can be deferred for an additional year, the useful life should remain at 4 years and a remaining life adjustment of +1 year should be used.

### **Replacement Year**

The fiscal year that a reserve component is scheduled to be replaced.

### **Reserve Components**

Line items included in the reserve analysis.

### **Taxes on Investments Parameter**

The rate used to offset the investment rate parameter in the calculation of the interest contribution. This parameter represents the marginal tax rate the association expects to pay on interest earned by the reserve funds and member contributions.

## Preface

### Total Contribution

The sum of the membership contribution and interest contribution.

### Useful Life

The length of time, in years, that a reserve component is expected to last each time it is replaced. See also “remaining life adjustment.”

## ◆ ◆ ◆ ◆ LIMITATIONS OF RESERVE ANALYSIS ◆ ◆ ◆ ◆

This reserve analysis is intended as a tool for the association’s Board of Directors to be used in evaluating the association’s current physical and financial condition with regard to reserve components. The results of this reserve analysis represent the independent opinion of the preparer. There is no implied warranty or guarantee of this work product.

For the purposes of this reserve analysis, it has been assumed that all components have been installed properly, no construction defects exist and all components are operational. Additionally, it has been assumed that all components will be maintained properly in the future.

The representations set forth in this reserve analysis are based on the best information and estimates of the preparer as of the date of this analysis. These estimates are subject to change. This reserve analysis includes estimates of replacement costs and life expectancies as well as assumptions regarding future events. Some estimates are projections of future events based on information currently available and are not necessarily indicative of the actual future outcome. The longer the time period between the estimate and the estimated event, the more likely the possibility of error and/or discrepancy. For example, some assumptions inevitably will not materialize and unanticipated events and circumstances may occur subsequent to the preparation of this reserve analysis. Therefore, the actual replacement costs and remaining lives may vary from this reserve analysis and the variation may be significant. Additionally, inflation and other economic events may impact this reserve analysis, particularly over an extended period of time and those events could have a significant and negative impact on the accuracy of this reserve analysis and, further, the funds available to meet the association’s obligation for repair, replacement or other maintenance of major components during their estimated useful life. Furthermore, the occurrence of vandalism, severe weather conditions, earthquakes, floods, acts of nature or other unforeseen events cannot be predicted and/or accounted for and excluded when assessing life expectancy, repair and/or replacement costs of the components.

# Park Paseo Homeowners Association

## Executive Summary

### Directed Cash Flow Calculation Method

**Client Information:**

Account Number	01394
Version Number	1
Analysis Date	07/26/2022
Fiscal Year	1/1/2023 to 12/31/2023
Number of Units	625
Phasing	1 of 1

**Global Parameters:**

Inflation Rate	2.50 %
Annual Contribution Increase	2.50 %
Investment Rate	1.00 %
Taxes on Investments	30.00 %
Contingency	3.00 %

**Community Profile:**

Park Paseo HOA consists of 625 homes located in Irvine, California. Common area amenities include, but are not limited to: clubhouse, two pool areas, three tot lots, tennis courts, walkways and common area landscaping.

For budgeting purposes, unless otherwise indicated, we have used the following placed-in-service date for aging the original components throughout these areas of the community:

Clubhouse/ Main Pool Area.....January 1977  
 Prosa Pool Area.....January 1982

ARS site visits conducted: July 22, 2022 & August 12, 2019

**Adequacy of Reserves as of January 1, 2023:**

Anticipated Reserve Balance	<b>\$998,101.00</b>
Fully Funded Reserve Balance	<b>\$1,258,457.48</b>
Percent Funded	<b>79.31%</b>

<b>Recommended Funding for the 2023 Fiscal Year:</b>	<b>Annual</b>	<b>Monthly</b>	<b>Per Unit Per Month</b>
Member Contribution	<b>\$235,000</b>	<b>\$19,583.33</b>	<b>\$31.33</b>
Interest Contribution	<b>\$5,775</b>	<b>\$481.23</b>	<b>\$0.77</b>
Total Contribution	<b>\$240,775</b>	<b>\$20,064.57</b>	<b>\$32.10</b>



# Park Paseo Homeowners Association

## Preparer's Disclosure Statement

In August 1998, Richard Ruffell was awarded the Reserve Specialist (RS) designation from Community Associations Institute (CAI). Mr. Ruffell was the twelfth person in the United States to receive this professional designation.

The RS designation was developed by CAI for professional reserve analysts who wish to confirm to their peers and/or clients that they have demonstrated a basic level of competency within the industry. The RS designation is awarded to reserve analysts who are dedicated to the highest standards of professionalism and reserve analysis preparation.

Consultant certifies that:

- 1) Consultant has no other involvement with association which could result in actual or perceived conflicts of interest.
- 2) Consultant made site visits of community on July 22, 2022 & August 12, 2019. Component inventories were developed by actual field inventory, representative sampling, take-offs of scaled plans, provided by the association's previous reserve analysis prepared by another firm or provided by the association.

Component conditional assessments were developed by actual field observation and representative sampling.

- 3) Financial assumptions used in this analysis are listed on the Executive Summary and further explained in the Preface of this report.

- 4) Consultant is a Reserve Specialist (RS) designee.

- 5) This analysis is an update of a previous reserve analysis prepared by another firm ("other firm's previous reserve analysis"). While a site inspection was performed during the preparation of this analysis, it is still dependent in many respects on the validity of the other firm's previous reserve analysis.

- 6) There are no material issues known to consultant at this time which would cause a distortion of the association's situation.

# Park Paseo Homeowners Association

## Distribution of Current Reserve Funds

Sorted by Remaining Life

	Remaining Life	Fully Funded Balance	Assigned Reserves
Clubhouse - Restroom, Epoxy Floor	0	\$5,200.00	\$5,200.00
Landscape - Irrigation, Controller Enclosures	0	\$16,050.00	\$16,050.00
Landscape - Tree Removal & Replacement	0	\$45,000.00	\$45,000.00
Landscape - Tree Trimming, Blue Gum	0	\$38,000.00	\$38,000.00
Landscape - Tree Trimming, Common	0	\$35,000.00	\$35,000.00
Lighting - Exterior, Main Pool/Club	0	\$17,540.00	\$17,540.00
Lighting - Exterior, Prosa, Older	0	\$4,560.00	\$4,560.00
Lighting - Exterior, Volleyball	0	\$2,800.00	\$2,800.00
Main Pool - Motors/Pumps	0	\$8,000.00	\$8,000.00
Main Wader - Filter	0	\$1,300.00	\$1,300.00
Main Wader - Heater	0	\$4,000.00	\$4,000.00
Main Wader - Pump/Motor	0	\$1,500.00	\$1,500.00
Painting - Main Spa Equipment Room	0	\$3,740.00	\$3,740.00
Painting - Stucco	0	\$4,000.00	\$4,000.00
Painting - Wood/Trim, Clubhouse	0	\$15,929.00	\$15,929.00
Parking Lot - Asphalt Overlay/Rehab	0	\$19,615.00	\$19,615.00
Parking Lot - Asphalt Repairs	0	\$1,922.27	\$1,922.27
Parking Lot - Slurry Sealing & Striping	0	\$4,315.30	\$4,315.30
Prosa Cabana - Drinking Fountain	0	\$2,300.00	\$2,300.00
Tennis Courts - Deck Caulking	0	\$2,572.50	\$2,572.50
Walls - Block, Repairs	0	\$50,000.00	\$50,000.00
Clubhouse - Carpeting	1	\$8,589.29	\$8,589.29
Landscape - Tree Trimming, Jacaranda	1	\$11,625.00	\$11,625.00
Main Pool - Filters	1	\$6,600.00	\$6,600.00
Main Pool Area - Furniture, Replace	1	\$66,346.15	\$66,346.15
Main Spa - Heater	1	\$4,046.22	\$4,046.22
Park Areas - Wood Chips, Alba	1	\$3,886.36	\$3,886.36
Prosa Pool Area - Barbecues	1	\$4,413.42	\$4,413.42
Prosa Pool Area - Furniture	1	\$18,134.62	\$18,134.62
Tennis Courts - Resurfacing	1	\$9,600.00	\$9,600.00
Tennis Courts - Windscreen	1	\$4,920.53	\$4,920.53
Clubhouse - Office, Computers	2	\$1,000.00	\$1,000.00
Clubhouse - Restroom, Shower Doors	2	\$2,450.00	\$2,450.00
Landscape - Tree Trimming, Red Ironbark	2	\$3,875.00	\$3,875.00
Main Spa - Filter	2	\$1,280.00	\$1,280.00
Main Spa - Pump/Motor	2	\$1,200.00	\$1,200.00
Main Spa - Pump/Motor, Booster	2	\$2,400.00	\$2,400.00
Painting - Wood/Trim, Prosa	2	\$2,311.20	\$2,311.20
Park Areas - Play Equipment, Alba	2	\$41,538.46	\$41,538.46
Park Areas - Play Equipment, Main Pool	2	\$57,490.91	\$57,490.91

# Park Paseo Homeowners Association

## Distribution of Current Reserve Funds

Sorted by Remaining Life

	Remaining Life	Fully Funded Balance	Assigned Reserves
Park Areas - Play Equipment, Prosa	2	\$25,963.64	\$25,963.64
Park Areas - Play Flooring, Main Pool, Replace	2	\$35,270.27	\$35,270.27
Park Areas - Play Flooring, Main Pool, Seal	2	\$0.00	\$0.00
Park Areas - Play Sand, Replenish, Prosa	2	\$7,258.06	\$7,258.06
Prosa Cabana - Wood Repairs	2	\$1,800.00	\$1,800.00
Roofs - Clubhouse, Built Up, Flat Entry	2	\$3,665.08	\$3,665.08
Clubhouse - Office, Printer	3	\$125.00	\$125.00
Main Pool Area - Barbecues	3	\$4,320.00	\$4,320.00
Painting - Interior, Clubhouse	3	\$5,598.21	\$5,598.21
Painting - Interior, Clubhouse Restrooms	3	\$3,779.10	\$3,779.10
Clubhouse - Window Blinds/Tinting	4	\$14,269.23	\$14,269.23
Main Spa - Sump Pump	4	\$1,572.58	\$1,572.58
Clubhouse - Billiards Tables	5	\$9,921.57	\$9,921.57
Clubhouse - Doors, Exterior, Closets	5	\$2,279.61	\$2,279.61
Clubhouse - Doors, Exterior, Pool Access	5	\$8,351.02	\$8,351.02
Clubhouse - Doors, Exterior, Restrooms	5	\$8,388.24	\$8,388.24
Clubhouse - Kitchen, Appliances	5	\$3,975.00	\$3,975.00
Clubhouse - Kitchen, Appliances, Refrigerator	5	\$1,384.09	\$1,384.09
Clubhouse - Kitchen, Cabinets/Counters	5	\$23,772.06	\$23,772.06
Clubhouse - Kitchen, Sink	5	\$857.35	\$857.35
Clubhouse - Office, Remodel	5	\$11,400.00	\$11,400.00
Clubhouse - Termite Control/Fumigation	5	\$3,796.88	\$3,796.88
Clubhouse - Wood Deck/Railing	5	\$7,581.79	\$7,581.79
Landscape - Irrigation, Controllers	5	\$26,400.00	\$26,400.00
Lighting - Interior, Clubhouse, Original	5	\$16,844.12	\$16,844.12
Main Pool - Refiberglass & Tile Replace	5	\$60,000.00	\$60,000.00
Main Wader - Refiberglass & Tile Replacement	5	\$8,333.33	\$8,333.33
Prosa Pool - Refiberglass & Tile Replace	5	\$30,000.00	\$30,000.00
Painting - Interior, Prosa Restrooms	6	\$923.08	\$923.08
Clubhouse - Exterior Staircase	7	\$15,797.87	\$15,797.87
Prosa Pool - Heater	7	\$2,347.83	\$2,347.83
Prosa Pool - Motors/Pumps	7	\$900.00	\$900.00
Clubhouse - Drinking Fountain	8	\$2,057.94	\$2,057.94
Clubhouse - Furnishings	8	\$15,465.12	\$15,465.12
Clubhouse - Water Heater	8	\$3,771.39	\$3,771.39
Fencing - Wrought Iron, Streets	8	\$5,174.25	\$5,174.25

# Park Paseo Homeowners Association

## Distribution of Current Reserve Funds

Sorted by Remaining Life

	Remaining Life	Fully Funded Balance	Assigned Reserves
Main Pool Area - Deck, Repairs	8	\$1,500.00	\$1,500.00
Park Areas - Benches	8	\$8,077.41	\$8,077.41
Prosa Cabana - Epoxy Floors	8	\$1,482.13	\$1,482.13
Prosa Cabana - Water Heater	8	\$2,433.16	\$2,433.16
Prosa Pool Area - Deck, Repairs	8	\$1,000.00	\$1,000.00
Tennis Courts - Benches	8	\$13,440.00	\$13,440.00
Walls - Stucco, Repairs	8	\$1,774.47	\$1,774.47
Clubhouse - Camera System	9	\$750.00	\$750.00
Lighting - Exterior, Monument	9	\$850.00	\$850.00
Main Pool - Heaters	9	\$762.71	\$762.71
Prosa Pool - Filters	9	\$800.00	\$800.00
Clubhouse - Doors, Exterior, Entry	10	\$9,067.47	\$9,067.47
Main Spa - Refiberglass & Tile Replacement	10	\$2,000.00	\$2,000.00
Tennis Courts - Chain Link Fencing	10	\$23,188.93	\$16,697.83
Clubhouse - HVAC, Club/Office	11	\$15,506.33	\$0.00
Clubhouse - Restroom, Ceramic Tile	11	\$11,103.40	\$0.00
Clubhouse - Restroom, Counters	11	\$2,508.80	\$0.00
Clubhouse - Restroom, Lockers/Benches	11	\$5,600.00	\$0.00
Clubhouse - Restroom, Partitions	11	\$5,040.00	\$0.00
Clubhouse - Restroom, Plumbing Fixtures	11	\$5,488.00	\$0.00
Roofs - Clubhouse, Built Up, HVAC	11	\$1,809.00	\$0.00
Prosa Cabana - Termite Control/Fumigation	12	\$360.00	\$0.00
Park Areas - Trash Receptacles	13	\$5,616.00	\$0.00
Clubhouse - FOB System	14	\$1,535.27	\$0.00
Lighting - Exterior, Prosa, Newer	16	\$232.59	\$0.00
Prosa Cabana - Doors	16	\$683.54	\$0.00
Prosa Pool Area - Aluminum Trellis	17	\$6,500.00	\$0.00
Clubhouse - Doors, Kitchen	18	\$2,627.99	\$0.00
Clubhouse - Porcelain Tile, Floor	18	\$4,034.25	\$0.00
Lighting - Interior, Clubhouse, Newer	18	\$279.79	\$0.00
Main Pool Area - Aluminum Trellis	18	\$21,535.21	\$0.00
Main Pool Area - Barbecue Island	18	\$1,000.00	\$0.00
Main Pool Area - Ceramic Tile Shower	18	\$884.62	\$0.00

# Park Paseo Homeowners Association

## Distribution of Current Reserve Funds

Sorted by Remaining Life

	Remaining Life	Fully Funded Balance	Assigned Reserves
Lighting - Exterior, Parking	19	\$280.00	\$0.00
Lighting - Exterior, Walkway, Bollards	19	\$30,202.02	\$0.00
Tennis Courts - Lighting	19	\$941.18	\$0.00
Clubhouse - Doors, Sliding Glass	21	\$2,357.14	\$0.00
Lighting - Interior, Prosa Cabana	21	\$303.03	\$0.00
Prosa Cabana - Ceramic Tile, Interior	21	\$589.91	\$0.00
Prosa Cabana - Ceramic Tile, Shower	21	\$2,576.87	\$0.00
Prosa Cabana - Counters	21	\$593.94	\$0.00
Prosa Cabana - Plumbing Fixtures	21	\$1,151.52	\$0.00
Prosa Cabana - Restroom Partitions	21	\$954.55	\$0.00
Signs - Monument	21	\$6,060.61	\$0.00
Fencing - Anodized Aluminum, Main Pool	22	\$64,208.63	\$0.00
Fencing - Anodized Aluminum, Prosa Pool	22	\$23,771.43	\$0.00
Roofs - Prosa Cabana, Tile	23	\$4,946.57	\$0.00
Roofs - Clubhouse, Tile	26	\$15,000.00	\$0.00
Clubhouse - Bulletin Boards, Unfunded	n.a.	\$0.00	\$0.00
Main Pool Area - Deck Pavers, Unfunded	n.a.	\$0.00	\$0.00
Painting - Aluminum, Pool Areas, Unfunded	n.a.	\$0.00	\$0.00
Painting - Wrought Iron, Streets, Unfunded	n.a.	\$0.00	\$0.00
Contingency	n.a.	\$36,654.10	\$29,070.90
<b>Total</b>	<b>0-26</b>	<b>\$1,258,457.48</b>	<b>\$998,101.00</b>
<b>Percent Funded</b>			<b>79.31%</b>

# Park Paseo Homeowners Association

## Calculation of Percent Funded

Sorted by Category

	Remaining Life	Useful Life	Current Cost	Fully Funded Balance
<b><u>010 Parking Lot</u></b>				
Parking Lot - Asphalt Overlay/Rehab	0	24	\$19,615.00	\$19,615.00
Parking Lot - Asphalt Repairs	0	3	\$1,922.27	\$1,922.27
Parking Lot - Slurry Sealing & Striping	0	3	\$4,315.30	\$4,315.30
<b>Sub Total</b>	<b>0</b>	<b>3-24</b>	<b>\$25,852.57</b>	<b>\$25,852.57</b>
<b><u>020 Roofs</u></b>				
Roofs - Clubhouse, Built Up, Flat Entry	2	20	\$4,080.00	\$3,665.08
Roofs - Clubhouse, Built Up, HVAC	11	20	\$4,020.00	\$1,809.00
Roofs - Clubhouse, Tile	26	35	\$60,000.00	\$15,000.00
Roofs - Prosa Cabana, Tile	23	35	\$14,427.50	\$4,946.57
<b>Sub Total</b>	<b>2-26</b>	<b>20-35</b>	<b>\$82,527.50</b>	<b>\$25,420.66</b>
<b><u>030 Painting</u></b>				
Painting - Aluminum, Pool Areas, Unfunded	n.a.	n.a.	\$0.00	\$0.00
Painting - Interior, Clubhouse	3	10	\$8,250.00	\$5,598.21
Painting - Interior, Clubhouse Restrooms	3	10	\$5,569.20	\$3,779.10
Painting - Interior, Prosa Restrooms	6	10	\$2,400.00	\$923.08
Painting - Main Spa Equipment Room	0	5	\$3,740.00	\$3,740.00
Painting - Stucco	0	10	\$4,000.00	\$4,000.00
Painting - Wood/Trim, Clubhouse	0	5	\$15,929.00	\$15,929.00
Painting - Wood/Trim, Prosa	2	5	\$3,852.00	\$2,311.20
Painting - Wrought Iron, Streets, Unfunded	n.a.	n.a.	\$0.00	\$0.00
<b>Sub Total</b>	<b>0-6</b>	<b>5-10</b>	<b>\$43,740.20</b>	<b>\$36,280.59</b>
<b><u>040 Fencing</u></b>				
Fencing - Anodized Aluminum, Main Pool	22	35	\$175,000.00	\$64,208.63
Fencing - Anodized Aluminum, Prosa Pool	22	35	\$64,000.00	\$23,771.43
Fencing - Wrought Iron, Streets	8	20	\$8,800.00	\$5,174.25
Walls - Block, Repairs	0	5	\$50,000.00	\$50,000.00
Walls - Stucco, Repairs	8	20	\$3,000.00	\$1,774.47
<b>Sub Total</b>	<b>0-22</b>	<b>5-35</b>	<b>\$300,800.00</b>	<b>\$144,928.78</b>
<b><u>050 Lighting</u></b>				
Lighting - Exterior, Main Pool/Club	0	20	\$17,540.00	\$17,540.00
Lighting - Exterior, Monument	9	12	\$3,400.00	\$850.00
Lighting - Exterior, Parking	19	20	\$5,600.00	\$280.00
Lighting - Exterior, Prosa, Newer	16	20	\$1,225.00	\$232.59
Lighting - Exterior, Prosa, Older	0	20	\$4,560.00	\$4,560.00

# Park Paseo Homeowners Association

## Calculation of Percent Funded

Sorted by Category

	Remaining Life	Useful Life	Current Cost	Fully Funded Balance
Lighting - Exterior, Volleyball	0	20	\$2,800.00	\$2,800.00
Lighting - Exterior, Walkway, Bollards	19	25	\$130,000.00	\$30,202.02
Lighting - Interior, Clubhouse, Newer	18	25	\$1,075.00	\$279.79
Lighting - Interior, Clubhouse, Original	5	51	\$18,675.00	\$16,844.12
Lighting - Interior, Prosa Cabana	21	25	\$2,000.00	\$303.03
<b>Sub Total</b>	<b>0-21</b>	<b>12-51</b>	<b>\$186,875.00</b>	<b>\$73,891.56</b>
<b><u>060 Clubhouse</u></b>				
Clubhouse - Billiards Tables	5	51	\$11,000.00	\$9,921.57
Clubhouse - Bulletin Boards, Unfunded	n.a.	n.a.	\$0.00	\$0.00
Clubhouse - Camera System	9	10	\$7,500.00	\$750.00
Clubhouse - Carpeting	1	10	\$9,620.00	\$8,589.29
Clubhouse - Doors, Exterior, Closets	5	38	\$2,625.00	\$2,279.61
Clubhouse - Doors, Exterior, Entry	10	28	\$14,200.00	\$9,067.47
Clubhouse - Doors, Exterior, Pool Access	5	49	\$9,300.00	\$8,351.02
Clubhouse - Doors, Exterior, Restrooms	5	51	\$9,300.00	\$8,388.24
Clubhouse - Doors, Kitchen	18	25	\$10,000.00	\$2,627.99
Clubhouse - Doors, Sliding Glass	21	25	\$16,500.00	\$2,357.14
Clubhouse - Drinking Fountain	8	20	\$3,500.00	\$2,057.94
Clubhouse - Exterior Staircase	7	24	\$22,500.00	\$15,797.87
Clubhouse - FOB System	14	15	\$33,776.00	\$1,535.27
Clubhouse - Furnishings	8	15	\$35,000.00	\$15,465.12
Clubhouse - HVAC, Club/Office	11	20	\$35,000.00	\$15,506.33
Clubhouse - Kitchen, Appliances	5	23	\$5,100.00	\$3,975.00
Clubhouse - Kitchen, Appliances, Refrigerator	5	15	\$2,100.00	\$1,384.09
Clubhouse - Kitchen, Cabinets/Counters	5	23	\$30,500.00	\$23,772.06
Clubhouse - Kitchen, Sink	5	23	\$1,100.00	\$857.35
Clubhouse - Office, Computers	2	4	\$2,000.00	\$1,000.00
Clubhouse - Office, Printer	3	4	\$500.00	\$125.00
Clubhouse - Office, Remodel	5	21	\$15,000.00	\$11,400.00
Clubhouse - Porcelain Tile, Floor	18	25	\$15,500.00	\$4,034.25
Clubhouse - Restroom, Ceramic Tile	11	25	\$19,827.50	\$11,103.40
Clubhouse - Restroom, Counters	11	25	\$4,480.00	\$2,508.80
Clubhouse - Restroom, Epoxy Floor	0	12	\$5,200.00	\$5,200.00
Clubhouse - Restroom, Lockers/Benches	11	25	\$10,000.00	\$5,600.00
Clubhouse - Restroom, Partitions	11	25	\$9,000.00	\$5,040.00
Clubhouse - Restroom, Plumbing Fixtures	11	25	\$9,800.00	\$5,488.00
Clubhouse - Restroom, Shower Doors	2	16	\$2,800.00	\$2,450.00

# Park Paseo Homeowners Association

## Calculation of Percent Funded

Sorted by Category

	Remaining Life	Useful Life	Current Cost	Fully Funded Balance
Clubhouse - Termite Control/Fumigation	5	32	\$4,500.00	\$3,796.88
Clubhouse - Water Heater	8	16	\$7,750.00	\$3,771.39
Clubhouse - Window Blinds/Tinting	4	22	\$17,500.00	\$14,269.23
Clubhouse - Wood Deck/Railing	5	28	\$9,230.00	\$7,581.79
<b>Sub Total</b>	<b>0-21</b>	<b>4-51</b>	<b>\$391,708.50</b>	<b>\$216,052.08</b>
<b><u>065 Main Pool</u></b>				
Main Pool - Filters	1	12	\$7,200.00	\$6,600.00
Main Pool - Heaters	9	10	\$9,000.00	\$762.71
Main Pool - Motors/Pumps	0	10	\$8,000.00	\$8,000.00
Main Pool - Refiberglass & Tile Replace	5	15	\$90,000.00	\$60,000.00
Main Pool Area - Aluminum Trellis	18	30	\$55,000.00	\$21,535.21
Main Pool Area - Barbecue Island	18	20	\$10,000.00	\$1,000.00
Main Pool Area - Barbecues	3	5	\$10,800.00	\$4,320.00
Main Pool Area - Ceramic Tile Shower	18	20	\$11,500.00	\$884.62
Main Pool Area - Deck Pavers, Unfunded	n.a.	n.a.	\$0.00	\$0.00
Main Pool Area - Deck, Repairs	8	10	\$7,500.00	\$1,500.00
Main Pool Area - Furniture, Replace	1	9	\$75,000.00	\$66,346.15
Main Spa - Filter	2	10	\$1,600.00	\$1,280.00
Main Spa - Heater	1	10	\$4,500.00	\$4,046.22
Main Spa - Pump/Motor	2	10	\$1,500.00	\$1,200.00
Main Spa - Pump/Motor, Booster	2	10	\$3,000.00	\$2,400.00
Main Spa - Refiberglass & Tile Replacement	10	12	\$12,000.00	\$2,000.00
Main Spa - Sump Pump	4	8	\$3,250.00	\$1,572.58
Main Wader - Filter	0	12	\$1,300.00	\$1,300.00
Main Wader - Heater	0	12	\$4,000.00	\$4,000.00
Main Wader - Pump/Motor	0	10	\$1,500.00	\$1,500.00
Main Wader - Refiberglass & Tile Replacement	5	15	\$12,500.00	\$8,333.33
<b>Sub Total</b>	<b>0-18</b>	<b>5-30</b>	<b>\$329,150.00</b>	<b>\$198,580.82</b>
<b><u>070 Prosa Pool</u></b>				
Prosa Cabana - Ceramic Tile, Interior	21	25	\$3,893.40	\$589.91
Prosa Cabana - Ceramic Tile, Shower	21	25	\$17,007.36	\$2,576.87
Prosa Cabana - Counters	21	25	\$3,920.00	\$593.94
Prosa Cabana - Doors	16	20	\$3,600.00	\$683.54
Prosa Cabana - Drinking Fountain	0	20	\$2,300.00	\$2,300.00
Prosa Cabana - Epoxy Floors	8	12	\$4,644.00	\$1,482.13
Prosa Cabana - Plumbing Fixtures	21	25	\$7,600.00	\$1,151.52



# Park Paseo Homeowners Association

## Calculation of Percent Funded

Sorted by Category

	Remaining Life	Useful Life	Current Cost	Fully Funded Balance
Prosa Cabana - Restroom Partitions	21	25	\$6,300.00	\$954.55
Prosa Cabana - Termite Control/Fumigation	12	15	\$1,800.00	\$360.00
Prosa Cabana - Water Heater	8	16	\$5,000.00	\$2,433.16
Prosa Cabana - Wood Repairs	2	5	\$3,000.00	\$1,800.00
Prosa Pool - Filters	9	12	\$3,200.00	\$800.00
Prosa Pool - Heater	7	12	\$6,000.00	\$2,347.83
Prosa Pool - Motors/Pumps	7	10	\$3,000.00	\$900.00
Prosa Pool - Refiberglass & Tile Replace	5	15	\$45,000.00	\$30,000.00
Prosa Pool Area - Aluminum Trellis	17	30	\$15,000.00	\$6,500.00
Prosa Pool Area - Barbecues	1	13	\$4,800.00	\$4,413.42
Prosa Pool Area - Deck, Repairs	8	10	\$5,000.00	\$1,000.00
Prosa Pool Area - Furniture	1	9	\$20,500.00	\$18,134.62
<b>Sub Total</b>	<b>0-21</b>	<b>5-30</b>	<b>\$161,564.76</b>	<b>\$79,021.47</b>
<b><u>080 Tennis</u></b>				
Tennis Courts - Benches	8	20	\$22,400.00	\$13,440.00
Tennis Courts - Chain Link Fencing	10	56	\$28,230.00	\$23,188.93
Tennis Courts - Deck Caulking	0	4	\$2,572.50	\$2,572.50
Tennis Courts - Lighting	19	20	\$22,400.00	\$941.18
Tennis Courts - Resurfacing	1	9	\$10,800.00	\$9,600.00
Tennis Courts - Windscreen	1	9	\$5,535.60	\$4,920.53
<b>Sub Total</b>	<b>0-19</b>	<b>4-56</b>	<b>\$91,938.10</b>	<b>\$54,663.14</b>
<b><u>085 Park Areas</u></b>				
Park Areas - Benches	8	20	\$13,500.00	\$8,077.41
Park Areas - Play Equipment, Alba	2	26	\$45,000.00	\$41,538.46
Park Areas - Play Equipment, Main Pool	2	28	\$62,000.00	\$57,490.91
Park Areas - Play Equipment, Prosa	2	28	\$28,000.00	\$25,963.64
Park Areas - Play Flooring, Main Pool, Replace	2	10	\$45,000.00	\$35,270.27
Park Areas - Play Flooring, Main Pool, Seal	2	2	\$3,500.00	\$0.00
Park Areas - Play Sand, Replenish, Prosa	2	11	\$9,000.00	\$7,258.06
Park Areas - Trash Receptacles	13	25	\$11,700.00	\$5,616.00
Park Areas - Wood Chips, Alba	1	8	\$4,500.00	\$3,886.36
<b>Sub Total</b>	<b>1-13</b>	<b>2-28</b>	<b>\$222,200.00</b>	<b>\$185,101.11</b>
<b><u>095 Landscaping</u></b>				
Landscape - Irrigation, Controller Enclosures	0	30	\$16,050.00	\$16,050.00
Landscape - Irrigation, Controllers	5	15	\$39,600.00	\$26,400.00
Landscape - Tree Removal & Replacement	0	1	\$45,000.00	\$45,000.00

# Park Paseo Homeowners Association

## Calculation of Percent Funded

Sorted by Category

	Remaining Life	Useful Life	Current Cost	Fully Funded Balance
Landscape - Tree Trimming, Blue Gum	0	2	\$38,000.00	\$38,000.00
Landscape - Tree Trimming, Common	0	3	\$35,000.00	\$35,000.00
Landscape - Tree Trimming, Jacaranda	1	4	\$15,500.00	\$11,625.00
Landscape - Tree Trimming, Red Ironbark	2	4	\$7,750.00	\$3,875.00
<b>Sub Total</b>	<b>0-5</b>	<b>1-30</b>	<b>\$196,900.00</b>	<b>\$175,950.00</b>
<b><u>100 Grounds</u></b>				
Signs - Monument	21	25	\$40,000.00	\$6,060.61
<b>Sub Total</b>	<b>21</b>	<b>25</b>	<b>\$40,000.00</b>	<b>\$6,060.61</b>
Contingency	n.a.	n.a.	n.a.	\$36,654.10
<b>Total</b>	<b>0-26</b>	<b>1-56</b>	<b>\$2,073,256.63</b>	<b>\$1,258,457.48</b>
<b>Anticipated Reserve Balance</b>				<b>\$998,101.00</b>
<b>Percent Funded</b>				<b>79.31%</b>

**Park Paseo Homeowners Association**  
**Management / Accounting Summary**  
**Directed Cash Flow Calculation Method; Sorted by Category**

	<b>Balance at Fiscal Year Beginning</b>	<b>Monthly Member Contribution</b>	<b>Monthly Interest Contribution</b>	<b>Total Monthly Contribution</b>
<b><u>010 Parking Lot</u></b>				
Parking Lot - Asphalt Overlay/Rehab	\$19,615.00	\$79.27	\$0.27	\$79.53
Parking Lot - Asphalt Repairs	\$1,922.27	\$51.99	\$0.18	\$52.17
Parking Lot - Slurry Sealing & Striping	\$4,315.30	\$116.71	\$0.40	\$117.11
<b>Sub Total</b>	<b>\$25,852.57</b>	<b>\$247.97</b>	<b>\$0.84</b>	<b>\$248.81</b>
<b><u>020 Roofs</u></b>				
Roofs - Clubhouse, Built Up, Flat Entry	\$3,665.08	\$21.81	\$2.20	\$24.01
Roofs - Clubhouse, Built Up, HVAC	\$0.00	\$31.78	\$0.11	\$31.89
Roofs - Clubhouse, Tile	\$0.00	\$227.51	\$0.77	\$228.28
Roofs - Prosa Cabana, Tile	\$0.00	\$60.34	\$0.21	\$60.55
<b>Sub Total</b>	<b>\$3,665.08</b>	<b>\$341.44</b>	<b>\$3.29</b>	<b>\$344.73</b>
<b><u>030 Painting</u></b>				
Painting - Aluminum, Pool Areas, Unfunded	\$0.00	\$0.00	\$0.00	\$0.00
Painting - Interior, Clubhouse	\$5,598.21	\$79.55	\$3.52	\$83.07
Painting - Interior, Clubhouse Restrooms	\$3,779.10	\$53.70	\$2.38	\$56.08
Painting - Interior, Prosa Restrooms	\$923.08	\$21.79	\$0.61	\$22.41
Painting - Main Spa Equipment Room	\$3,740.00	\$61.76	\$0.21	\$61.97
Painting - Stucco	\$4,000.00	\$34.49	\$0.12	\$34.61
Painting - Wood/Trim, Clubhouse	\$15,929.00	\$263.05	\$0.89	\$263.94
Painting - Wood/Trim, Prosa	\$2,311.20	\$65.19	\$1.57	\$66.76
Painting - Wrought Iron, Streets, Unfunded	\$0.00	\$0.00	\$0.00	\$0.00
<b>Sub Total</b>	<b>\$36,280.59</b>	<b>\$579.53</b>	<b>\$9.30</b>	<b>\$588.83</b>
<b><u>040 Fencing</u></b>				
Fencing - Anodized Aluminum, Main Pool	\$0.00	\$758.85	\$2.59	\$761.44
Fencing - Anodized Aluminum, Prosa Pool	\$0.00	\$277.52	\$0.94	\$278.46
Fencing - Wrought Iron, Streets	\$5,174.25	\$45.64	\$3.15	\$48.80
Walls - Block, Repairs	\$50,000.00	\$825.69	\$2.81	\$828.50
Walls - Stucco, Repairs	\$1,774.47	\$15.46	\$1.08	\$16.54
<b>Sub Total</b>	<b>\$56,948.72</b>	<b>\$1,923.17</b>	<b>\$10.57</b>	<b>\$1,933.73</b>
<b><u>050 Lighting</u></b>				
Lighting - Exterior, Main Pool/Club	\$17,540.00	\$82.29	\$0.28	\$82.56
Lighting - Exterior, Monument	\$850.00	\$25.41	\$0.57	\$25.98
Lighting - Exterior, Parking	\$0.00	\$27.42	\$0.09	\$27.51
Lighting - Exterior, Prosa, Newer	\$0.00	\$6.95	\$0.02	\$6.97

**Park Paseo Homeowners Association**  
**Management / Accounting Summary**  
**Directed Cash Flow Calculation Method; Sorted by Category**

	<b>Balance at Fiscal Year Beginning</b>	<b>Monthly Member Contribution</b>	<b>Monthly Interest Contribution</b>	<b>Total Monthly Contribution</b>
Lighting - Exterior, Prosa, Older	\$4,560.00	\$21.39	\$0.07	\$21.46
Lighting - Exterior, Volleyball	\$2,800.00	\$13.14	\$0.05	\$13.19
Lighting - Exterior, Walkway, Bollards	\$0.00	\$636.65	\$2.17	\$638.82
Lighting - Interior, Clubhouse, Newer	\$0.00	\$5.51	\$0.02	\$5.53
Lighting - Interior, Clubhouse, Original	\$16,844.12	\$53.79	\$9.95	\$63.74
Lighting - Interior, Prosa Cabana	\$0.00	\$9.01	\$0.03	\$9.04
<b>Sub Total</b>	<b>\$42,594.12</b>	<b>\$881.55</b>	<b>\$13.25</b>	<b>\$894.80</b>
<b><u>060 Clubhouse</u></b>				
Clubhouse - Billiards Tables	\$9,921.57	\$31.68	\$5.87	\$37.55
Clubhouse - Bulletin Boards, Unfunded	\$0.00	\$0.00	\$0.00	\$0.00
Clubhouse - Camera System	\$750.00	\$65.16	\$0.65	\$65.81
Clubhouse - Carpeting	\$8,589.29	\$94.18	\$5.30	\$99.48
Clubhouse - Doors, Exterior, Closets	\$2,279.61	\$8.89	\$1.35	\$10.24
Clubhouse - Doors, Exterior, Entry	\$9,067.47	\$56.93	\$5.45	\$62.38
Clubhouse - Doors, Exterior, Pool Access	\$8,351.02	\$27.35	\$4.94	\$32.28
Clubhouse - Doors, Exterior, Restrooms	\$8,388.24	\$26.79	\$4.96	\$31.74
Clubhouse - Doors, Kitchen	\$0.00	\$51.26	\$0.18	\$51.44
Clubhouse - Doors, Sliding Glass	\$0.00	\$74.34	\$0.26	\$74.59
Clubhouse - Drinking Fountain	\$2,057.94	\$18.15	\$1.26	\$19.41
Clubhouse - Exterior Staircase	\$15,797.87	\$102.53	\$9.52	\$112.05
Clubhouse - FOB System	\$0.00	\$215.23	\$0.73	\$215.97
Clubhouse - Furnishings	\$15,465.12	\$228.56	\$9.75	\$238.32
Clubhouse - HVAC, Club/Office	\$0.00	\$276.70	\$0.94	\$277.64
Clubhouse - Kitchen, Appliances	\$3,975.00	\$24.14	\$2.39	\$26.52
Clubhouse - Kitchen, Appliances, Refrigerator	\$1,384.09	\$13.76	\$0.85	\$14.61
Clubhouse - Kitchen, Cabinets/Counters	\$23,772.06	\$144.34	\$14.28	\$158.63
Clubhouse - Kitchen, Sink	\$857.35	\$5.21	\$0.52	\$5.72
Clubhouse - Office, Computers	\$1,000.00	\$41.61	\$0.72	\$42.34
Clubhouse - Office, Printer	\$125.00	\$10.32	\$0.11	\$10.43
Clubhouse - Office, Remodel	\$11,400.00	\$75.39	\$6.87	\$82.26
Clubhouse - Porcelain Tile, Floor	\$0.00	\$79.46	\$0.27	\$79.73
Clubhouse - Restroom, Ceramic Tile	\$0.00	\$156.75	\$0.54	\$157.28
Clubhouse - Restroom, Counters	\$0.00	\$35.42	\$0.12	\$35.54
Clubhouse - Restroom, Epoxy Floor	\$5,200.00	\$38.01	\$0.13	\$38.14
Clubhouse - Restroom, Lockers/Benches	\$0.00	\$79.06	\$0.27	\$79.32

**Park Paseo Homeowners Association**  
**Management / Accounting Summary**  
**Directed Cash Flow Calculation Method; Sorted by Category**

	<b>Balance at Fiscal Year Beginning</b>	<b>Monthly Member Contribution</b>	<b>Monthly Interest Contribution</b>	<b>Total Monthly Contribution</b>
Clubhouse - Restroom, Partitions	\$0.00	\$71.15	\$0.24	\$71.39
Clubhouse - Restroom, Plumbing Fixtures	\$0.00	\$77.47	\$0.27	\$77.74
Clubhouse - Restroom, Shower Doors	\$2,450.00	\$17.50	\$1.48	\$18.98
Clubhouse - Termite Control/Fumigation	\$3,796.88	\$16.92	\$2.26	\$19.18
Clubhouse - Water Heater	\$3,771.39	\$47.42	\$2.35	\$49.77
Clubhouse - Window Blinds/Tinting	\$14,269.23	\$86.06	\$8.57	\$94.64
Clubhouse - Wood Deck/Railing	\$7,581.79	\$37.82	\$4.53	\$42.35
<b>Sub Total</b>	<b>\$160,250.90</b>	<b>\$2,335.55</b>	<b>\$97.91</b>	<b>\$2,433.46</b>
<b><u>065 Main Pool</u></b>				
Main Pool - Filters	\$6,600.00	\$57.06	\$4.02	\$61.09
Main Pool - Heaters	\$762.71	\$79.30	\$0.71	\$80.02
Main Pool - Motors/Pumps	\$8,000.00	\$68.98	\$0.24	\$69.21
Main Pool - Refiberglass & Tile Replace	\$60,000.00	\$579.31	\$36.77	\$616.08
Main Pool Area - Aluminum Trellis	\$0.00	\$281.95	\$0.96	\$282.91
Main Pool Area - Barbecue Island	\$0.00	\$51.26	\$0.18	\$51.44
Main Pool Area - Barbecues	\$4,320.00	\$181.30	\$3.12	\$184.42
Main Pool Area - Ceramic Tile Shower	\$0.00	\$58.95	\$0.20	\$59.15
Main Pool Area - Deck Pavers, Unfunded	\$0.00	\$0.00	\$0.00	\$0.00
Main Pool Area - Deck, Repairs	\$1,500.00	\$65.66	\$1.09	\$66.75
Main Pool Area - Furniture, Replace	\$66,346.15	\$782.68	\$41.14	\$823.82
Main Spa - Filter	\$1,280.00	\$14.66	\$0.79	\$15.45
Main Spa - Heater	\$4,046.22	\$41.83	\$2.49	\$44.32
Main Spa - Pump/Motor	\$1,200.00	\$13.74	\$0.74	\$14.49
Main Spa - Pump/Motor, Booster	\$2,400.00	\$27.48	\$1.49	\$28.97
Main Spa - Refiberglass & Tile Replacement	\$2,000.00	\$89.02	\$1.47	\$90.48
Main Spa - Sump Pump	\$1,572.58	\$36.52	\$1.04	\$37.56
Main Wader - Filter	\$1,300.00	\$9.50	\$0.03	\$9.53
Main Wader - Heater	\$4,000.00	\$29.24	\$0.10	\$29.34
Main Wader - Pump/Motor	\$1,500.00	\$12.93	\$0.04	\$12.97
Main Wader - Refiberglass & Tile Replacement	\$8,333.33	\$80.46	\$5.10	\$85.56
<b>Sub Total</b>	<b>\$175,161.00</b>	<b>\$2,561.84</b>	<b>\$101.74</b>	<b>\$2,663.57</b>
<b><u>070 Prosa Pool</u></b>				
Prosa Cabana - Ceramic Tile, Interior	\$0.00	\$17.54	\$0.06	\$17.60
Prosa Cabana - Ceramic Tile, Shower	\$0.00	\$76.62	\$0.26	\$76.88
Prosa Cabana - Counters	\$0.00	\$17.66	\$0.06	\$17.72

**Park Paseo Homeowners Association**  
**Management / Accounting Summary**  
**Directed Cash Flow Calculation Method; Sorted by Category**

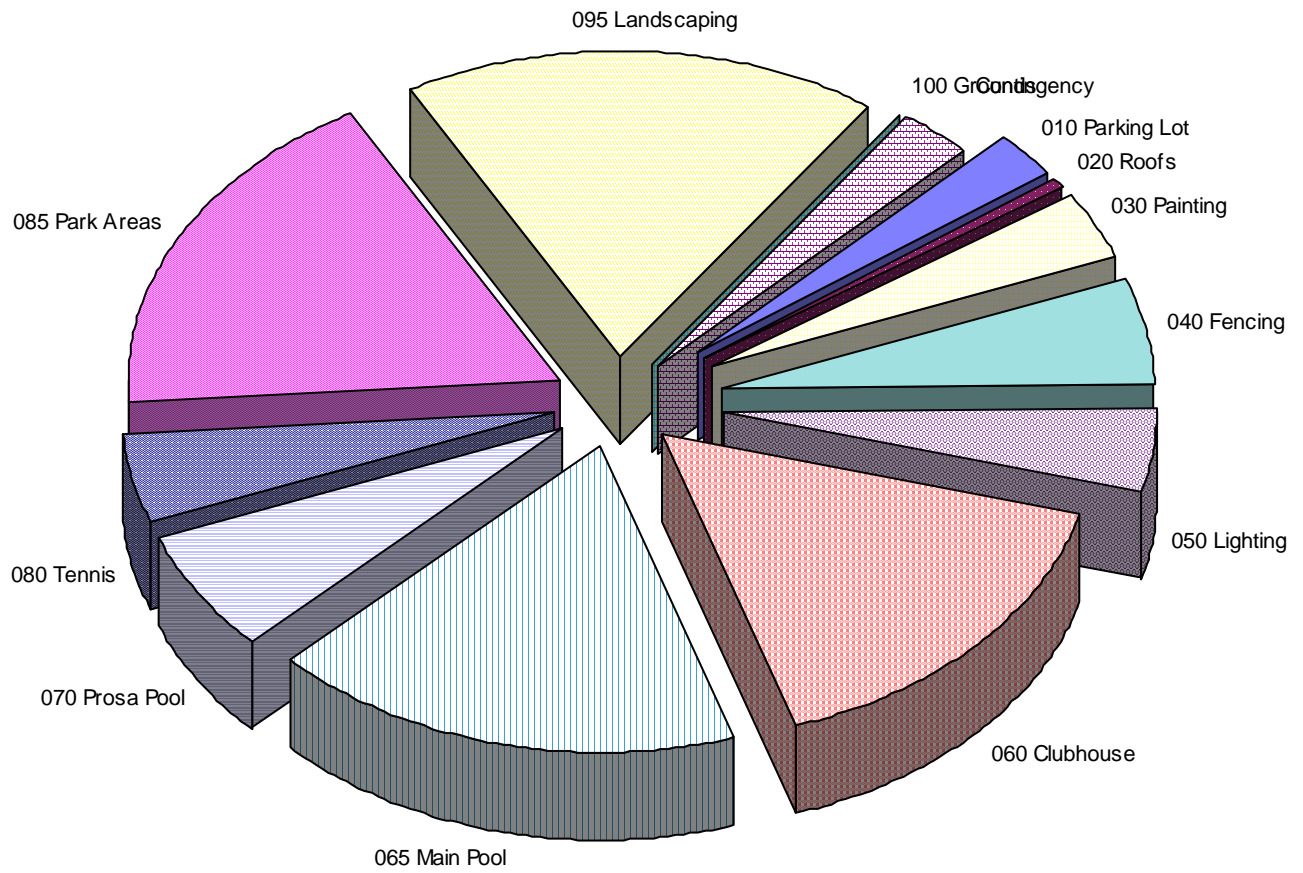
	<b>Balance at Fiscal Year Beginning</b>	<b>Monthly Member Contribution</b>	<b>Monthly Interest Contribution</b>	<b>Total Monthly Contribution</b>
Prosa Cabana - Doors	\$0.00	\$20.42	\$0.07	\$20.48
Prosa Cabana - Drinking Fountain	\$2,300.00	\$10.79	\$0.04	\$10.83
Prosa Cabana - Epoxy Floors	\$1,482.13	\$35.57	\$0.98	\$36.55
Prosa Cabana - Plumbing Fixtures	\$0.00	\$34.24	\$0.12	\$34.36
Prosa Cabana - Restroom Partitions	\$0.00	\$28.38	\$0.10	\$28.48
Prosa Cabana - Termite Control/Fumigation	\$0.00	\$13.16	\$0.05	\$13.21
Prosa Cabana - Water Heater	\$2,433.16	\$30.59	\$1.52	\$32.11
Prosa Cabana - Wood Repairs	\$1,800.00	\$50.77	\$1.22	\$51.99
Prosa Pool - Filters	\$800.00	\$23.91	\$0.55	\$24.46
Prosa Pool - Heater	\$2,347.83	\$47.12	\$1.53	\$48.64
Prosa Pool - Motors/Pumps	\$900.00	\$26.46	\$0.61	\$27.08
Prosa Pool - Refiberglass & Tile Replace	\$30,000.00	\$289.65	\$18.39	\$308.04
Prosa Pool Area - Aluminum Trellis	\$0.00	\$80.74	\$0.28	\$81.01
Prosa Pool Area - Barbecues	\$4,413.42	\$36.99	\$2.69	\$39.68
Prosa Pool Area - Deck, Repairs	\$1,000.00	\$43.77	\$0.73	\$44.51
Prosa Pool Area - Furniture	\$18,134.62	\$213.93	\$11.25	\$225.18
<b>Sub Total</b>	<b>\$65,611.15</b>	<b>\$1,098.33</b>	<b>\$40.49</b>	<b>\$1,138.82</b>
<b><u>080 Tennis</u></b>				
Tennis Courts - Benches	\$13,440.00	\$113.71	\$8.19	\$121.90
Tennis Courts - Chain Link Fencing	\$16,697.83	\$122.78	\$10.10	\$132.88
Tennis Courts - Deck Caulking	\$2,572.50	\$52.64	\$0.18	\$52.82
Tennis Courts - Lighting	\$0.00	\$109.70	\$0.38	\$110.08
Tennis Courts - Resurfacing	\$9,600.00	\$109.09	\$5.94	\$115.03
Tennis Courts - Windscreen	\$4,920.53	\$55.92	\$3.04	\$58.96
<b>Sub Total</b>	<b>\$47,230.86</b>	<b>\$563.83</b>	<b>\$27.82</b>	<b>\$591.65</b>
<b><u>085 Park Areas</u></b>				
Park Areas - Benches	\$8,077.41	\$68.74	\$4.92	\$73.65
Park Areas - Play Equipment, Alba	\$41,538.46	\$197.28	\$24.77	\$222.05
Park Areas - Play Equipment, Main Pool	\$57,490.91	\$261.72	\$34.24	\$295.95
Park Areas - Play Equipment, Prosa	\$25,963.64	\$118.19	\$15.46	\$133.66
Park Areas - Play Flooring, Main Pool, Replace	\$35,270.27	\$440.59	\$21.95	\$462.54
Park Areas - Play Flooring, Main Pool, Seal	\$0.00	\$140.75	\$0.48	\$141.23
Park Areas - Play Sand, Replenish, Prosa	\$7,258.06	\$80.20	\$4.48	\$84.68
Park Areas - Trash Receptacles	\$0.00	\$79.61	\$0.27	\$79.88
Park Areas - Wood Chips, Alba	\$3,886.36	\$54.36	\$2.44	\$56.79

**Park Paseo Homeowners Association**  
**Management / Accounting Summary**  
**Directed Cash Flow Calculation Method; Sorted by Category**

	Balance at Fiscal Year Beginning	Monthly Member Contribution	Monthly Interest Contribution	Total Monthly Contribution
<b>Sub Total</b>	<b>\$179,485.11</b>	<b>\$1,441.44</b>	<b>\$109.00</b>	<b>\$1,550.44</b>
<b><u>095 Landscaping</u></b>				
Landscape - Irrigation, Controller Enclosures	\$16,050.00	\$54.49	\$0.19	\$54.67
Landscape - Irrigation, Controllers	\$26,400.00	\$254.90	\$16.18	\$271.07
Landscape - Tree Removal & Replacement	\$45,000.00	\$3,587.54	\$12.21	\$3,599.75
Landscape - Tree Trimming, Blue Gum	\$38,000.00	\$1,528.14	\$5.20	\$1,533.34
Landscape - Tree Trimming, Common	\$35,000.00	\$946.61	\$3.22	\$949.83
Landscape - Tree Trimming, Jacaranda	\$11,625.00	\$325.18	\$7.85	\$333.03
Landscape - Tree Trimming, Red Ironbark	\$3,875.00	\$161.25	\$2.80	\$164.04
<b>Sub Total</b>	<b>\$175,950.00</b>	<b>\$6,858.09</b>	<b>\$47.65</b>	<b>\$6,905.74</b>
<b><u>100 Grounds</u></b>				
Signs - Monument	\$0.00	\$180.21	\$0.61	\$180.83
<b>Sub Total</b>	<b>\$0.00</b>	<b>\$180.21</b>	<b>\$0.61</b>	<b>\$180.83</b>
Contingency	\$29,070.90	\$570.39	\$18.80	\$589.19
<b>Total</b>	<b>\$998,101.00</b>	<b>\$19,583.33</b>	<b>\$481.23</b>	<b>\$20,064.57</b>

**Park Paseo Homeowners Association**  
**Management / Accounting Charts**  
 Directed Cash Flow Calculation Method; Sorted by Category

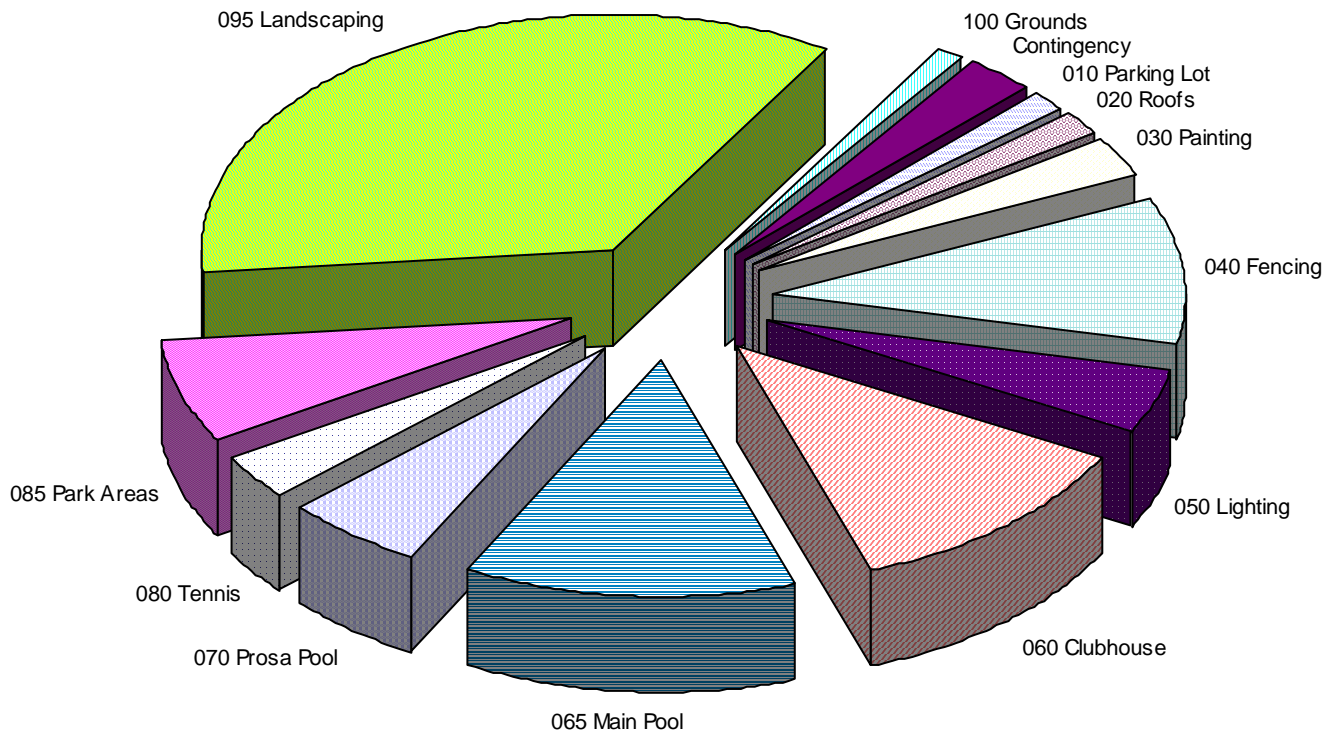
**Distribution of Current Reserve Fund**





**Park Paseo Homeowners Association**  
**Management / Accounting Charts**  
**Directed Cash Flow Calculation Method; Sorted by Category**

**Monthly Member Contribution**



# Park Paseo Homeowners Association

## Annual Expenditure Detail

Sorted by Description

### 2023 Fiscal Year

Clubhouse - Restroom, Epoxy Floor	\$5,200.00
Landscape - Irrigation, Controller Enclosures	\$16,050.00
Landscape - Tree Removal & Replacement	\$45,000.00
Landscape - Tree Trimming, Blue Gum	\$38,000.00
Landscape - Tree Trimming, Common	\$35,000.00
Lighting - Exterior, Main Pool/Club	\$17,540.00
Lighting - Exterior, Prosa, Older	\$4,560.00
Lighting - Exterior, Volleyball	\$2,800.00
Main Pool - Motors/Pumps	\$8,000.00
Main Wader - Filter	\$1,300.00
Main Wader - Heater	\$4,000.00
Main Wader - Pump/Motor	\$1,500.00
Painting - Main Spa Equipment Room	\$3,740.00
Painting - Stucco	\$4,000.00
Painting - Wood/Trim, Clubhouse	\$15,929.00
Parking Lot - Asphalt Overlay/Rehab	\$19,615.00
Parking Lot - Asphalt Repairs	\$1,922.27
Parking Lot - Slurry Sealing & Striping	\$4,315.30
Prosa Cabana - Drinking Fountain	\$2,300.00
Tennis Courts - Deck Caulking	\$2,572.50
Walls - Block, Repairs	\$50,000.00

### Sub Total

**\$283,344.07**

### 2024 Fiscal Year

Clubhouse - Carpeting	\$9,860.50
Landscape - Tree Removal & Replacement	\$46,125.00
Landscape - Tree Trimming, Jacaranda	\$15,887.50
Main Pool - Filters	\$7,380.00
Main Pool Area - Furniture, Replace	\$76,875.00
Main Spa - Heater	\$4,612.50
Park Areas - Wood Chips, Alba	\$4,612.50
Prosa Pool Area - Barbecues	\$4,920.00
Prosa Pool Area - Furniture	\$21,012.50
Tennis Courts - Resurfacing	\$11,070.00
Tennis Courts - Windscreen	\$5,673.99

### Sub Total

**\$208,029.49**

# Park Paseo Homeowners Association

## Annual Expenditure Detail

Sorted by Description

### 2025 Fiscal Year

Clubhouse - Office, Computers	\$2,101.25
Clubhouse - Restroom, Shower Doors	\$2,941.75
Landscape - Tree Removal & Replacement	\$47,278.13
Landscape - Tree Trimming, Blue Gum	\$39,923.75
Landscape - Tree Trimming, Red Ironbark	\$8,142.34
Main Spa - Filter	\$1,681.00
Main Spa - Pump/Motor	\$1,575.94
Main Spa - Pump/Motor, Booster	\$3,151.88
Painting - Wood/Trim, Prosa	\$4,047.01
Park Areas - Play Equipment, Alba	\$47,278.13
Park Areas - Play Equipment, Main Pool	\$65,138.75
Park Areas - Play Equipment, Prosa	\$29,417.50
Park Areas - Play Flooring, Main Pool, Replace	\$47,278.13
Park Areas - Play Flooring, Main Pool, Seal	\$3,677.19
Park Areas - Play Sand, Replenish, Prosa	\$9,455.63
Prosa Cabana - Wood Repairs	\$3,151.88
Roofs - Clubhouse, Built Up, Flat Entry	\$4,286.55

### Sub Total

**\$320,526.78**

### 2026 Fiscal Year

Clubhouse - Office, Printer	\$538.45
Landscape - Tree Removal & Replacement	\$48,460.08
Landscape - Tree Trimming, Common	\$37,691.17
Main Pool Area - Barbecues	\$11,630.42
Painting - Interior, Clubhouse	\$8,884.35
Painting - Interior, Clubhouse Restrooms	\$5,997.42
Parking Lot - Asphalt Repairs	\$2,070.07
Parking Lot - Slurry Sealing & Striping	\$4,647.11

### Sub Total

**\$119,919.06**

### 2027 Fiscal Year

Clubhouse - Window Blinds/Tinting	\$19,316.73
Landscape - Tree Removal & Replacement	\$49,671.58
Landscape - Tree Trimming, Blue Gum	\$41,944.89
Main Spa - Sump Pump	\$3,587.39
Park Areas - Play Flooring, Main Pool, Seal	\$3,863.35
Tennis Courts - Deck Caulking	\$2,839.56

### Sub Total

**\$121,223.49**

# Park Paseo Homeowners Association

## Annual Expenditure Detail

### Sorted by Description

#### 2028 Fiscal Year

Clubhouse - Billiards Tables	\$12,445.49
Clubhouse - Doors, Exterior, Closets	\$2,969.95
Clubhouse - Doors, Exterior, Pool Access	\$10,522.10
Clubhouse - Doors, Exterior, Restrooms	\$10,522.10
Clubhouse - Kitchen, Appliances	\$5,770.18
Clubhouse - Kitchen, Appliances, Refrigerator	\$2,375.96
Clubhouse - Kitchen, Cabinets/Counters	\$34,507.95
Clubhouse - Kitchen, Sink	\$1,244.55
Clubhouse - Office, Remodel	\$16,971.12
Clubhouse - Termite Control/Fumigation	\$5,091.34
Clubhouse - Wood Deck/Railing	\$10,442.90
Landscape - Irrigation, Controllers	\$44,803.77
Landscape - Tree Removal & Replacement	\$50,913.37
Landscape - Tree Trimming, Jacaranda	\$17,536.83
Lighting - Interior, Clubhouse, Original	\$21,129.05
Main Pool - Refiberglass & Tile Replace	\$101,826.74
Main Wader - Refiberglass & Tile Replacement	\$14,142.60
Painting - Main Spa Equipment Room	\$4,231.47
Painting - Wood/Trim, Clubhouse	\$18,022.20
Prosa Pool - Refiberglass & Tile Replace	\$50,913.37
Walls - Block, Repairs	\$56,570.41

#### Sub Total

**\$492,953.43**

#### 2029 Fiscal Year

Clubhouse - Office, Computers	\$2,319.39
Landscape - Tree Removal & Replacement	\$52,186.20
Landscape - Tree Trimming, Blue Gum	\$44,068.35
Landscape - Tree Trimming, Common	\$40,589.27
Landscape - Tree Trimming, Red Ironbark	\$8,987.62
Painting - Interior, Prosa Restrooms	\$2,783.26
Park Areas - Play Flooring, Main Pool, Seal	\$4,058.93
Parking Lot - Asphalt Repairs	\$2,229.24
Parking Lot - Slurry Sealing & Striping	\$5,004.43

#### Sub Total

**\$162,226.69**

#### 2030 Fiscal Year

Clubhouse - Exterior Staircase	\$26,745.43
Clubhouse - Office, Printer	\$594.34

# Park Paseo Homeowners Association

## Annual Expenditure Detail

### Sorted by Description

Landscape - Tree Removal & Replacement	\$53,490.86
Painting - Wood/Trim, Prosa	\$4,578.82
Prosa Cabana - Wood Repairs	\$3,566.06
Prosa Pool - Heater	\$7,132.11
Prosa Pool - Motors/Pumps	\$3,566.06
Tennis Courts - Resurfacing	\$12,837.81
Tennis Courts - Windscreen	\$6,580.09
<b>Sub Total</b>	<b>\$119,091.57</b>

### 2031 Fiscal Year

Clubhouse - Drinking Fountain	\$4,264.41
Clubhouse - Furnishings	\$42,644.10
Clubhouse - Water Heater	\$9,442.62
Fencing - Wrought Iron, Streets	\$10,721.95
Landscape - Tree Removal & Replacement	\$54,828.13
Landscape - Tree Trimming, Blue Gum	\$46,299.31
Main Pool Area - Barbecues	\$13,158.75
Main Pool Area - Deck, Repairs	\$9,138.02
Main Pool Area - Furniture, Replace	\$91,380.22
Park Areas - Benches	\$16,448.44
Park Areas - Play Flooring, Main Pool, Seal	\$4,264.41
Prosa Cabana - Epoxy Floors	\$5,658.26
Prosa Cabana - Water Heater	\$6,092.01
Prosa Pool Area - Deck, Repairs	\$6,092.01
Prosa Pool Area - Furniture	\$24,977.26
Tennis Courts - Benches	\$27,292.22
Tennis Courts - Deck Caulking	\$3,134.34
Walls - Stucco, Repairs	\$3,655.21
<b>Sub Total</b>	<b>\$379,491.69</b>

### 2032 Fiscal Year

Clubhouse - Camera System	\$9,366.47
Landscape - Tree Removal & Replacement	\$56,198.83
Landscape - Tree Trimming, Common	\$43,710.20
Landscape - Tree Trimming, Jacaranda	\$19,357.38
Lighting - Exterior, Monument	\$4,246.13
Main Pool - Heaters	\$11,239.77
Park Areas - Wood Chips, Alba	\$5,619.88
Parking Lot - Asphalt Repairs	\$2,400.65

# Park Paseo Homeowners Association

## Annual Expenditure Detail

Sorted by Description

Parking Lot - Slurry Sealing & Striping	\$5,389.22
Prosa Pool - Filters	\$3,996.36
Prosa Pool Area - Barbecues	\$5,994.54
<b>Sub Total</b>	<b>\$167,519.44</b>
<b>2033 Fiscal Year</b>	
Clubhouse - Doors, Exterior, Entry	\$18,177.20
Clubhouse - Office, Computers	\$2,560.17
Landscape - Tree Removal & Replacement	\$57,603.80
Landscape - Tree Trimming, Blue Gum	\$48,643.21
Landscape - Tree Trimming, Red Ironbark	\$9,920.66
Main Pool - Motors/Pumps	\$10,240.68
Main Spa - Refiberglass & Tile Replacement	\$15,361.01
Main Wader - Pump/Motor	\$1,920.13
Painting - Main Spa Equipment Room	\$4,787.52
Painting - Stucco	\$5,120.34
Painting - Wood/Trim, Clubhouse	\$20,390.47
Park Areas - Play Flooring, Main Pool, Seal	\$4,480.30
Tennis Courts - Chain Link Fencing	\$36,136.79
Walls - Block, Repairs	\$64,004.23
<b>Sub Total</b>	<b>\$299,346.49</b>
<b>2034 Fiscal Year</b>	
Clubhouse - Carpeting	\$12,622.27
Clubhouse - HVAC, Club/Office	\$45,923.03
Clubhouse - Office, Printer	\$656.04
Clubhouse - Restroom, Ceramic Tile	\$26,015.40
Clubhouse - Restroom, Counters	\$5,878.15
Clubhouse - Restroom, Lockers/Benches	\$13,120.87
Clubhouse - Restroom, Partitions	\$11,808.78
Clubhouse - Restroom, Plumbing Fixtures	\$12,858.45
Landscape - Tree Removal & Replacement	\$59,043.90
Main Spa - Heater	\$5,904.39
Roofs - Clubhouse, Built Up, HVAC	\$5,274.59
<b>Sub Total</b>	<b>\$199,105.87</b>
<b>2035 Fiscal Year</b>	
Clubhouse - Restroom, Epoxy Floor	\$6,993.42
Landscape - Tree Removal & Replacement	\$60,520.00
Landscape - Tree Trimming, Blue Gum	\$51,105.78

# Park Paseo Homeowners Association

## Annual Expenditure Detail

Sorted by Description

Landscape - Tree Trimming, Common	\$47,071.11
Main Spa - Filter	\$2,151.82
Main Spa - Pump/Motor	\$2,017.33
Main Spa - Pump/Motor, Booster	\$4,034.67
Main Spa - Sump Pump	\$4,370.89
Main Wader - Filter	\$1,748.36
Main Wader - Heater	\$5,379.56
Painting - Wood/Trim, Prosa	\$5,180.51
Park Areas - Play Flooring, Main Pool, Replace	\$60,520.00
Park Areas - Play Flooring, Main Pool, Seal	\$4,707.11
Park Areas - Play Sand, Replenish, Prosa	\$12,104.00
Parking Lot - Asphalt Repairs	\$2,585.24
Parking Lot - Slurry Sealing & Striping	\$5,803.60
Prosa Cabana - Termite Control/Fumigation	\$2,420.80
Prosa Cabana - Wood Repairs	\$4,034.67
Tennis Courts - Deck Caulking	\$3,459.73
<b>Sub Total</b>	<b>\$286,208.57</b>
<b>2036 Fiscal Year</b>	
Landscape - Tree Removal & Replacement	\$62,033.00
Landscape - Tree Trimming, Jacaranda	\$21,366.92
Main Pool - Filters	\$9,925.28
Main Pool Area - Barbecues	\$14,887.92
Painting - Interior, Clubhouse	\$11,372.72
Painting - Interior, Clubhouse Restrooms	\$7,677.20
Park Areas - Trash Receptacles	\$16,128.58
Tennis Courts - Resurfacing	\$14,887.92
Tennis Courts - Windscreen	\$7,630.89
<b>Sub Total</b>	<b>\$165,910.42</b>
<b>2037 Fiscal Year</b>	
Clubhouse - FOB System	\$47,724.60
Clubhouse - Office, Computers	\$2,825.95
Landscape - Tree Removal & Replacement	\$63,583.82
Landscape - Tree Trimming, Blue Gum	\$53,693.01
Landscape - Tree Trimming, Red Ironbark	\$10,950.55
Park Areas - Play Flooring, Main Pool, Seal	\$4,945.41
<b>Sub Total</b>	<b>\$183,723.33</b>

# Park Paseo Homeowners Association

## Annual Expenditure Detail

Sorted by Description

### 2038 Fiscal Year

Clubhouse - Office, Printer	\$724.15
Landscape - Tree Removal & Replacement	\$65,173.42
Landscape - Tree Trimming, Common	\$50,690.44
Main Pool Area - Furniture, Replace	\$108,622.36
Painting - Main Spa Equipment Room	\$5,416.64
Painting - Wood/Trim, Clubhouse	\$23,069.94
Parking Lot - Asphalt Repairs	\$2,784.02
Parking Lot - Slurry Sealing & Striping	\$6,249.84
Prosa Pool Area - Furniture	\$29,690.11
Walls - Block, Repairs	\$72,414.91

### Sub Total

**\$364,835.82**

### 2039 Fiscal Year

Landscape - Tree Removal & Replacement	\$66,802.75
Landscape - Tree Trimming, Blue Gum	\$56,411.21
Lighting - Exterior, Prosa, Newer	\$1,818.52
Painting - Interior, Prosa Restrooms	\$3,562.81
Park Areas - Play Flooring, Main Pool, Seal	\$5,195.77
Prosa Cabana - Doors	\$5,344.22
Tennis Courts - Deck Caulking	\$3,818.89

### Sub Total

**\$142,954.18**

### 2040 Fiscal Year

Landscape - Tree Removal & Replacement	\$68,472.82
Landscape - Tree Trimming, Jacaranda	\$23,585.08
Painting - Wood/Trim, Prosa	\$5,861.27
Park Areas - Wood Chips, Alba	\$6,847.28
Prosa Cabana - Wood Repairs	\$4,564.85
Prosa Pool - Motors/Pumps	\$4,564.85
Prosa Pool Area - Aluminum Trellis	\$22,824.27
Prosa Pool Area - Barbecues	\$7,303.77

### Sub Total

**\$144,024.21**

### 2041 Fiscal Year

Clubhouse - Doors, Kitchen	\$15,596.59
Clubhouse - Office, Computers	\$3,119.32
Clubhouse - Porcelain Tile, Floor	\$24,174.71
Clubhouse - Restroom, Shower Doors	\$4,367.04
Landscape - Tree Removal & Replacement	\$70,184.64



# Park Paseo Homeowners Association

## Annual Expenditure Detail

Sorted by Description

Landscape - Tree Trimming, Blue Gum	\$59,267.03
Landscape - Tree Trimming, Common	\$54,588.06
Landscape - Tree Trimming, Red Ironbark	\$12,087.36
Lighting - Interior, Clubhouse, Newer	\$1,676.63
Main Pool Area - Aluminum Trellis	\$85,781.23
Main Pool Area - Barbecue Island	\$15,596.59
Main Pool Area - Barbecues	\$16,844.31
Main Pool Area - Ceramic Tile Shower	\$17,936.08
Main Pool Area - Deck, Repairs	\$11,697.44
Park Areas - Play Flooring, Main Pool, Seal	\$5,458.81
Parking Lot - Asphalt Repairs	\$2,998.09
Parking Lot - Slurry Sealing & Striping	\$6,730.40
Prosa Pool Area - Deck, Repairs	\$7,798.29
<b>Sub Total</b>	<b>\$415,902.60</b>
<b>2042 Fiscal Year</b>	
Clubhouse - Camera System	\$11,989.88
Clubhouse - Office, Printer	\$799.33
Landscape - Tree Removal & Replacement	\$71,939.26
Lighting - Exterior, Parking	\$8,952.44
Lighting - Exterior, Walkway, Bollards	\$207,824.52
Main Pool - Heaters	\$14,387.85
Prosa Pool - Heater	\$9,591.90
Tennis Courts - Lighting	\$35,809.76
Tennis Courts - Resurfacing	\$17,265.42
Tennis Courts - Windscreen	\$8,849.49
<b>Sub Total</b>	<b>\$387,409.85</b>
<b>2043 Fiscal Year</b>	
Clubhouse - Kitchen, Appliances	\$8,356.94
Clubhouse - Kitchen, Appliances, Refrigerator	\$3,441.09
Clubhouse - Termite Control/Fumigation	\$7,373.77
Landscape - Irrigation, Controllers	\$64,889.21
Landscape - Tree Removal & Replacement	\$73,737.74
Landscape - Tree Trimming, Blue Gum	\$62,267.42
Lighting - Exterior, Main Pool/Club	\$28,741.33
Lighting - Exterior, Prosa, Older	\$7,472.09
Lighting - Exterior, Volleyball	\$4,588.13
Main Pool - Motors/Pumps	\$13,108.93

# Park Paseo Homeowners Association

## Annual Expenditure Detail

### Sorted by Description

Main Pool - Refiberglass & Tile Replace	\$147,475.48
Main Spa - Sump Pump	\$5,325.50
Main Wader - Pump/Motor	\$2,457.92
Main Wader - Refiberglass & Tile Replacement	\$20,482.71
Painting - Main Spa Equipment Room	\$6,128.43
Painting - Stucco	\$6,554.47
Painting - Wood/Trim, Clubhouse	\$26,101.52
Park Areas - Play Flooring, Main Pool, Seal	\$5,735.16
Prosa Cabana - Drinking Fountain	\$3,768.82
Prosa Cabana - Epoxy Floors	\$7,609.73
Prosa Pool - Refiberglass & Tile Replace	\$73,737.74
Tennis Courts - Deck Caulking	\$4,215.34
Walls - Block, Repairs	\$81,930.82
<b>Sub Total</b>	<b>\$665,500.31</b>
<b>2044 Fiscal Year</b>	
Clubhouse - Carpeting	\$16,157.58
Clubhouse - Doors, Sliding Glass	\$27,713.10
Landscape - Tree Removal & Replacement	\$75,581.18
Landscape - Tree Trimming, Common	\$58,785.36
Landscape - Tree Trimming, Jacaranda	\$26,033.52
Lighting - Exterior, Monument	\$5,710.58
Lighting - Interior, Prosa Cabana	\$3,359.16
Main Spa - Heater	\$7,558.12
Parking Lot - Asphalt Repairs	\$3,228.61
Parking Lot - Slurry Sealing & Striping	\$7,247.90
Prosa Cabana - Ceramic Tile, Interior	\$6,539.28
Prosa Cabana - Ceramic Tile, Shower	\$28,565.25
Prosa Cabana - Counters	\$6,583.96
Prosa Cabana - Plumbing Fixtures	\$12,764.82
Prosa Cabana - Restroom Partitions	\$10,581.37
Prosa Pool - Filters	\$5,374.66
Signs - Monument	\$67,183.27
<b>Sub Total</b>	<b>\$368,967.74</b>
<b>2045 Fiscal Year</b>	
Clubhouse - Office, Computers	\$3,443.14
Fencing - Anodized Aluminum, Main Pool	\$301,274.99
Fencing - Anodized Aluminum, Prosa Pool	\$110,180.57

# Park Paseo Homeowners Association

## Annual Expenditure Detail

### Sorted by Description

Landscape - Tree Removal & Replacement	\$77,470.71
Landscape - Tree Trimming, Blue Gum	\$65,419.71
Landscape - Tree Trimming, Red Ironbark	\$13,342.18
Main Pool Area - Furniture, Replace	\$129,117.85
Main Spa - Filter	\$2,754.51
Main Spa - Pump/Motor	\$2,582.36
Main Spa - Pump/Motor, Booster	\$5,164.71
Main Spa - Refiberglass & Tile Replacement	\$20,658.86
Painting - Wood/Trim, Prosa	\$6,631.49
Park Areas - Play Equipment, Alba	\$77,470.71
Park Areas - Play Equipment, Main Pool	\$106,737.43
Park Areas - Play Equipment, Prosa	\$48,204.00
Park Areas - Play Flooring, Main Pool, Replace	\$77,470.71
Park Areas - Play Flooring, Main Pool, Seal	\$6,025.50
Park Areas - Play Sand, Replenish, Prosa	\$15,494.14
Prosa Cabana - Wood Repairs	\$5,164.71
Prosa Pool Area - Furniture	\$35,292.21
Roofs - Clubhouse, Built Up, Flat Entry	\$7,024.01
<b>Sub Total</b>	<b>\$1,116,924.53</b>
<b>2046 Fiscal Year</b>	
Clubhouse - Furnishings	\$61,761.37
Clubhouse - Office, Printer	\$882.31
Landscape - Tree Removal & Replacement	\$79,407.48
Main Pool Area - Barbecues	\$19,057.80
Painting - Interior, Clubhouse	\$14,558.04
Painting - Interior, Clubhouse Restrooms	\$9,827.47
Roofs - Prosa Cabana, Tile	\$25,458.92
<b>Sub Total</b>	<b>\$210,953.38</b>
<b>2047 Fiscal Year</b>	
Clubhouse - Restroom, Epoxy Floor	\$9,405.37
Clubhouse - Water Heater	\$14,017.63
Clubhouse - Window Blinds/Tinting	\$31,652.70
Landscape - Tree Removal & Replacement	\$81,392.67
Landscape - Tree Trimming, Blue Gum	\$68,731.59
Landscape - Tree Trimming, Common	\$63,305.41
Main Wader - Filter	\$2,351.34
Main Wader - Heater	\$7,234.90

# Park Paseo Homeowners Association

## Annual Expenditure Detail

### Sorted by Description

Park Areas - Play Flooring, Main Pool, Seal	\$6,330.54
Parking Lot - Asphalt Overlay/Rehab	\$35,478.16
Parking Lot - Asphalt Repairs	\$3,476.86
Parking Lot - Slurry Sealing & Striping	\$7,805.20
Prosa Cabana - Water Heater	\$9,043.63
Tennis Courts - Deck Caulking	\$4,652.95
<b>Sub Total</b>	<b>\$344,878.95</b>
<b>2048 Fiscal Year</b>	
Clubhouse - Kitchen, Cabinets/Counters	\$56,545.30
Clubhouse - Kitchen, Sink	\$2,039.34
Clubhouse - Office, Remodel	\$27,809.16
Landscape - Tree Removal & Replacement	\$83,427.48
Landscape - Tree Trimming, Jacaranda	\$28,736.13
Main Pool - Filters	\$13,348.40
Painting - Main Spa Equipment Room	\$6,933.75
Painting - Wood/Trim, Clubhouse	\$29,531.48
Park Areas - Wood Chips, Alba	\$8,342.75
Prosa Pool Area - Barbecues	\$8,898.93
Tennis Courts - Resurfacing	\$20,022.60
Tennis Courts - Windscreen	\$10,262.69
Walls - Block, Repairs	\$92,697.20
<b>Sub Total</b>	<b>\$388,595.21</b>
<b>2049 Fiscal Year</b>	
Clubhouse - Office, Computers	\$3,800.59
Landscape - Tree Removal & Replacement	\$85,513.17
Landscape - Tree Trimming, Blue Gum	\$72,211.12
Landscape - Tree Trimming, Red Ironbark	\$14,727.27
Painting - Interior, Prosa Restrooms	\$4,560.70
Park Areas - Play Flooring, Main Pool, Seal	\$6,651.02
Roofs - Clubhouse, Tile	\$114,017.56
<b>Sub Total</b>	<b>\$301,481.44</b>
<b>2050 Fiscal Year</b>	
Clubhouse - Office, Printer	\$973.90
Landscape - Tree Removal & Replacement	\$87,651.00
Landscape - Tree Trimming, Common	\$68,173.00
Painting - Wood/Trim, Prosa	\$7,502.93
Parking Lot - Asphalt Repairs	\$3,744.20

# Park Paseo Homeowners Association

## Annual Expenditure Detail

Sorted by Description

Parking Lot - Slurry Sealing & Striping	\$8,405.34
Prosa Cabana - Termite Control/Fumigation	\$3,506.04
Prosa Cabana - Wood Repairs	\$5,843.40
Prosa Pool - Motors/Pumps	\$5,843.40
<b>Sub Total</b>	<b>\$191,643.21</b>
<b>2051 Fiscal Year</b>	
Clubhouse - Drinking Fountain	\$6,987.73
Fencing - Wrought Iron, Streets	\$17,569.16
Landscape - Tree Removal & Replacement	\$89,842.28
Landscape - Tree Trimming, Blue Gum	\$75,866.81
Main Pool Area - Barbecues	\$21,562.15
Main Pool Area - Deck, Repairs	\$14,973.71
Main Spa - Sump Pump	\$6,488.61
Park Areas - Benches	\$26,952.68
Park Areas - Play Flooring, Main Pool, Seal	\$6,987.73
Prosa Pool Area - Deck, Repairs	\$9,982.48
Tennis Courts - Benches	\$44,721.49
Tennis Courts - Deck Caulking	\$5,135.98
Walls - Stucco, Repairs	\$5,989.49
<b>Sub Total</b>	<b>\$333,060.29</b>
<b>2052 Fiscal Year</b>	
Clubhouse - Camera System	\$15,348.06
Clubhouse - FOB System	\$69,119.46
Landscape - Tree Removal & Replacement	\$92,088.33
Landscape - Tree Trimming, Jacaranda	\$31,719.31
Main Pool - Heaters	\$18,417.67
Main Pool Area - Furniture, Replace	\$153,480.55
Prosa Pool Area - Furniture	\$41,951.35
<b>Sub Total</b>	<b>\$422,124.73</b>

# Park Paseo Homeowners Association

## Projections

### Directed Cash Flow Calculation Method

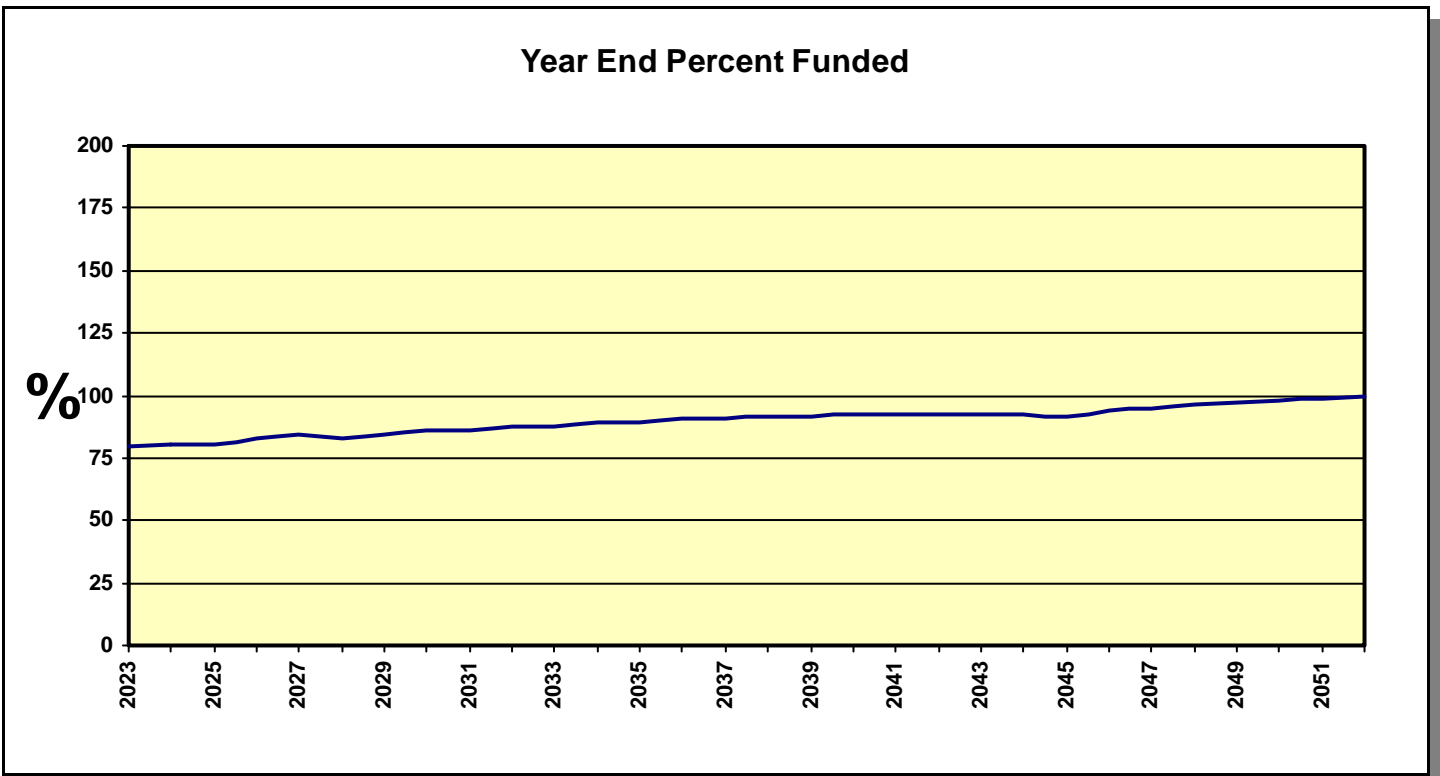
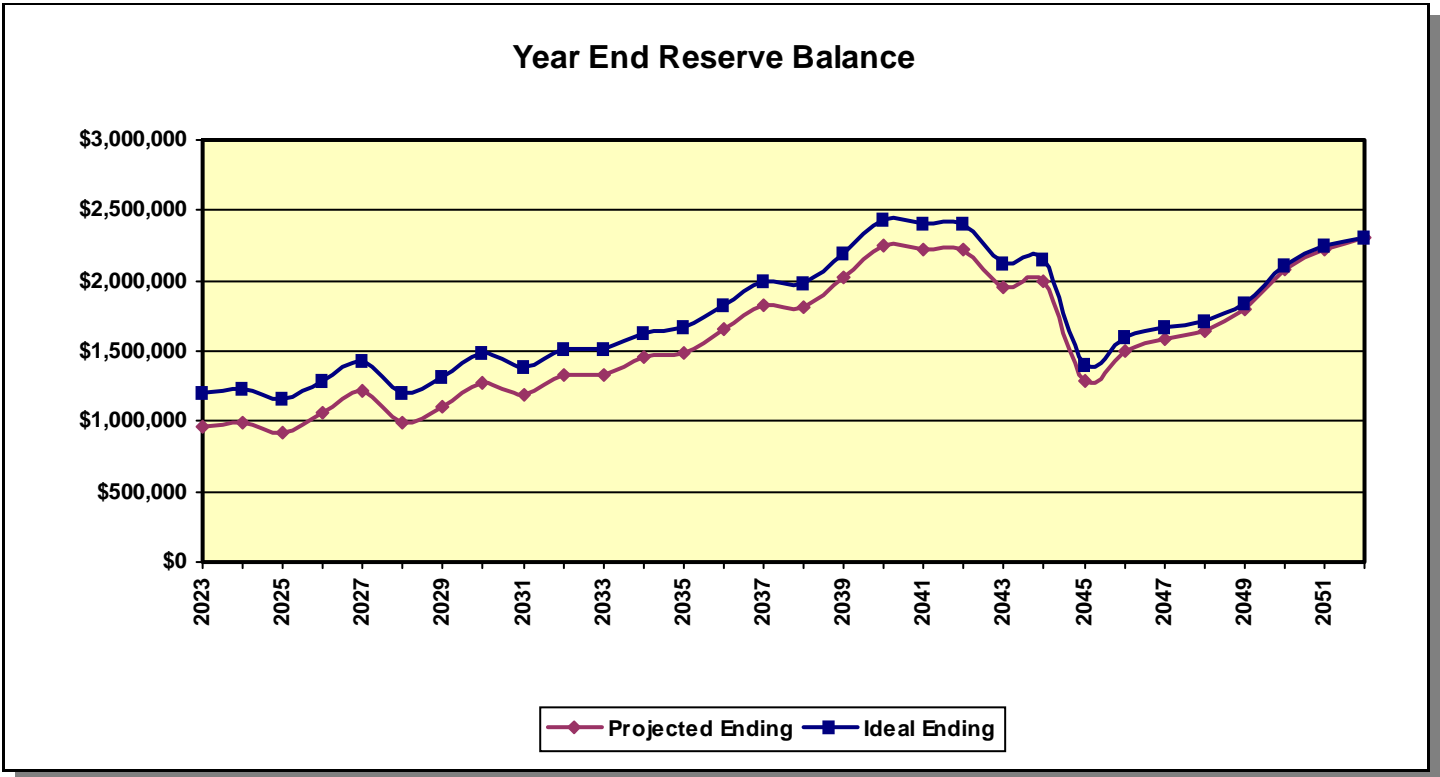
Fiscal Year	Beginning Balance	Member Contribution	Interest Contribution	Expenditures	Ending Balance	Fully Funded Ending Balance	Percent Funded
2023	\$998,101	\$235,000	\$5,775	\$283,344	\$955,532	\$1,202,889	79%
2024	\$955,532	\$240,875	\$6,024	\$208,029	\$994,401	\$1,234,666	81%
2025	\$994,401	\$246,897	\$5,526	\$320,527	\$926,297	\$1,155,562	80%
2026	\$926,297	\$253,069	\$6,476	\$119,919	\$1,065,923	\$1,291,871	83%
2027	\$1,065,923	\$259,396	\$7,468	\$121,223	\$1,211,564	\$1,436,124	84%
2028	\$1,211,564	\$265,881	\$5,901	\$492,953	\$990,393	\$1,199,367	83%
2029	\$990,393	\$272,528	\$6,692	\$162,227	\$1,107,386	\$1,312,043	84%
2030	\$1,107,386	\$279,341	\$7,838	\$119,092	\$1,275,474	\$1,479,372	86%
2031	\$1,275,474	\$286,325	\$7,212	\$379,492	\$1,189,519	\$1,382,264	86%
2032	\$1,189,519	\$293,483	\$8,120	\$167,519	\$1,323,603	\$1,513,162	87%
2033	\$1,323,603	\$300,820	\$8,160	\$299,346	\$1,333,236	\$1,515,469	88%
2034	\$1,333,236	\$308,340	\$8,956	\$199,106	\$1,451,426	\$1,630,645	89%
2035	\$1,451,426	\$316,049	\$9,199	\$286,209	\$1,490,465	\$1,663,929	90%
2036	\$1,490,465	\$323,950	\$10,343	\$165,910	\$1,658,848	\$1,832,417	91%
2037	\$1,658,848	\$332,049	\$11,426	\$183,723	\$1,818,600	\$1,993,786	91%
2038	\$1,818,600	\$340,350	\$11,303	\$364,836	\$1,805,417	\$1,975,718	91%
2039	\$1,805,417	\$348,859	\$12,796	\$142,954	\$2,024,118	\$2,199,376	92%
2040	\$2,024,118	\$357,580	\$14,352	\$144,024	\$2,252,027	\$2,435,626	92%
2041	\$2,252,027	\$366,520	\$14,072	\$415,903	\$2,216,716	\$2,398,967	92%
2042	\$2,216,716	\$375,683	\$14,054	\$387,410	\$2,219,043	\$2,399,907	92%
2043	\$2,219,043	\$385,075	\$12,148	\$665,500	\$1,950,765	\$2,116,026	92%
2044	\$1,950,765	\$394,702	\$12,377	\$368,968	\$1,988,876	\$2,146,998	93%
2045	\$1,988,876	\$404,569	\$7,424	\$1,116,925	\$1,283,945	\$1,398,214	92%
2046	\$1,283,945	\$414,684	\$8,868	\$210,953	\$1,496,543	\$1,596,608	94%
2047	\$1,496,543	\$425,051	\$9,454	\$344,879	\$1,586,169	\$1,668,223	95%
2048	\$1,586,169	\$435,677	\$9,810	\$388,595	\$1,643,061	\$1,705,371	96%
2049	\$1,643,061	\$446,569	\$10,857	\$301,481	\$1,799,005	\$1,845,527	97%
2050	\$1,799,005	\$457,733	\$12,759	\$191,643	\$2,077,854	\$2,115,544	98%
2051	\$2,077,854	\$469,176	\$13,761	\$333,060	\$2,227,731	\$2,253,666	99%
2052	\$2,227,731	\$480,906	\$14,226	\$422,125	\$2,300,738	\$2,312,132	100%

NOTE: In some cases, the projected Ending Balance may exceed the Fully Funded Ending Balance in years following high Expenditures. This is a result of the provision for contingency in this analysis, which in these projections is never expended. The contingency is continually adjusted according to need and any excess is redistributed among all components included.

# Park Paseo Homeowners Association

## Projection Charts

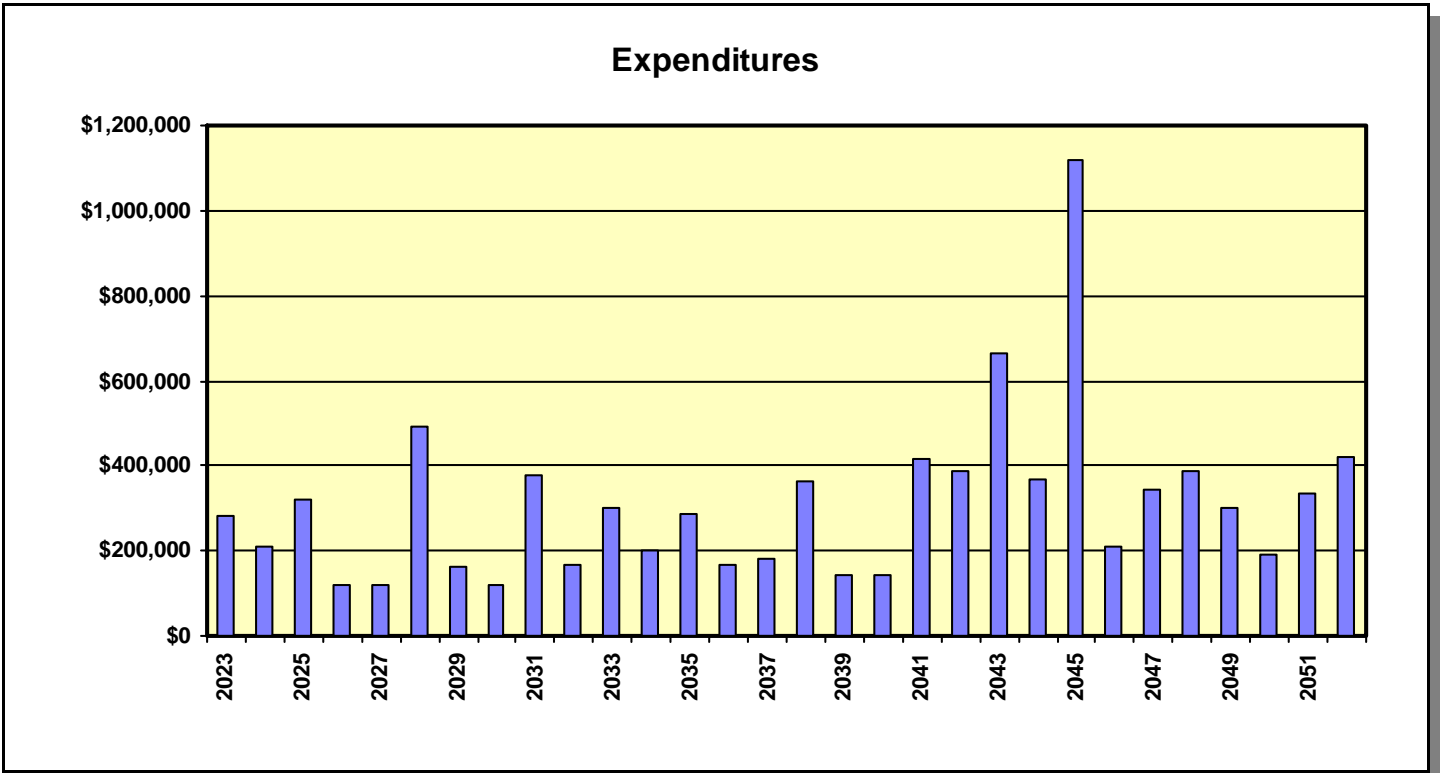
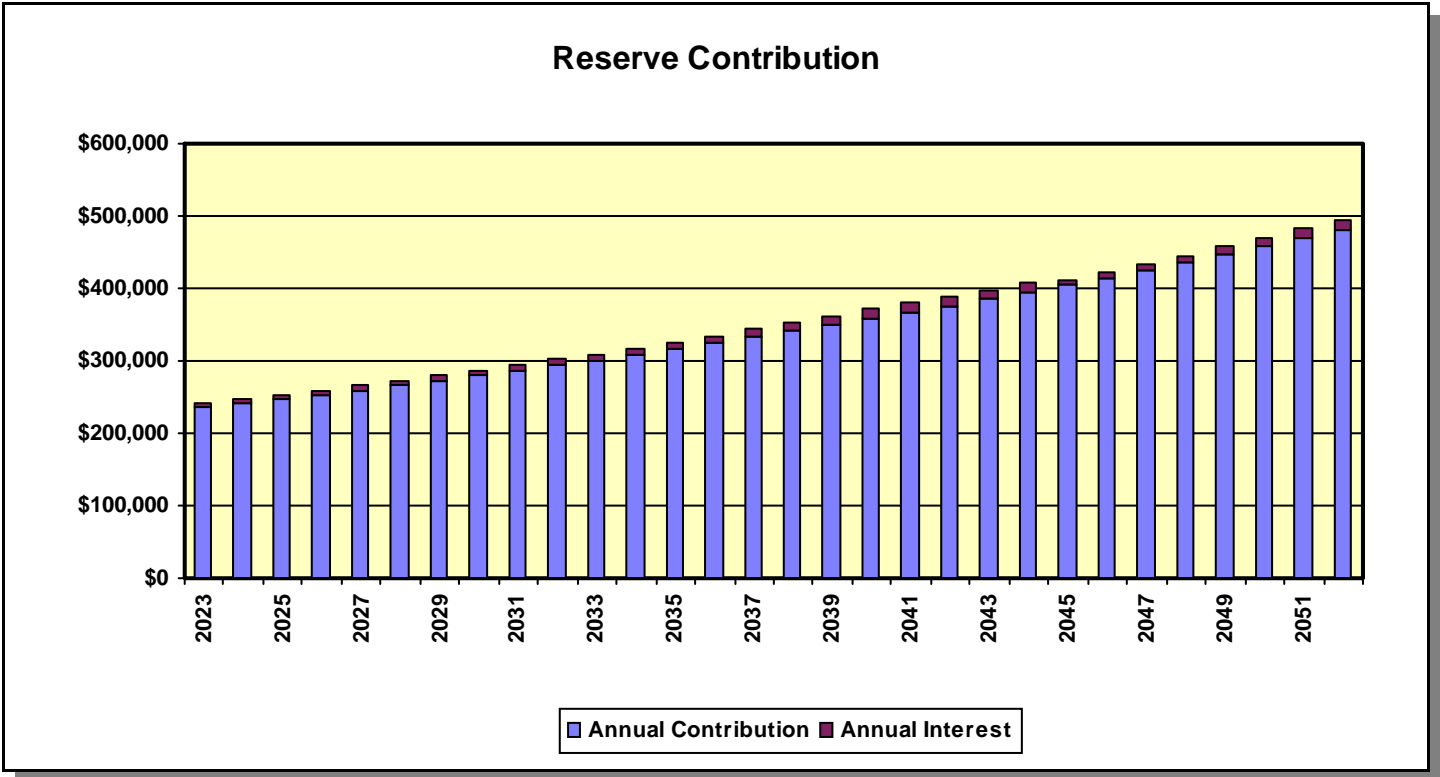
### Directed Cash Flow Calculation Method



# Park Paseo Homeowners Association

## Projection Charts

### Directed Cash Flow Calculation Method





# Park Paseo Homeowners Association

## Component Detail

Directed Cashflow Calculation Method; Sorted by Category

### Parking Lot - Asphalt Overlay/Rehab

Category	010 Parking Lot	Quantity	7,846 sq. ft.
		Unit Cost	\$2.500
		% of Replacement	100.00%
		Current Cost	\$19,615.00
Placed In Service	07/97	Future Cost	\$35,478.16
Useful Life	24		
		Assigned Reserves at FYB	\$19,615.00
Remaining Life	0	Monthly Member Contribution	\$79.27
Replacement Year	2023	Monthly Interest Contribution	\$0.27
		Total Monthly Contribution	\$79.53

#### Comments:

The parking lot was overlaid in July 1997 for \$4,150.

Most asphalt areas can be expected to last approximately 20-25 years before it will become necessary for an overlay to be applied. This can double the life of the surface upon application. It will be necessary to adjust manhole and valve covers at the time the overlay is applied. Deflection testing should be conducted by an independent consultant near the end of the estimated useful life to determine the condition of the asphalt and estimated remaining life before the overlay is required.

In addition to this service, a consultant may be obtained to prepare the application specifications, and to work with the contractor during actual installation. It is recommended that the client obtain bids for such a consultation near the end of the estimated useful life. As costs vary, a provision for this consulting has not been included in this cost estimate. Should the client request, this cost can be incorporated into this analysis.

# Park Paseo Homeowners Association

## Component Detail

Directed Cashflow Calculation Method; Sorted by Category

### Parking Lot - Asphalt Repairs

Category	010 Parking Lot	Quantity	7,846 sq. ft.
		Unit Cost	\$7.000
		% of Replacement	3.50%
		Current Cost	\$1,922.27
Placed In Service	09/16	Future Cost	\$2,070.07
Useful Life	3		
		Assigned Reserves at FYB	\$1,922.27
Remaining Life	0	Monthly Member Contribution	\$51.99
Replacement Year	2023	Monthly Interest Contribution	\$0.18
		Total Monthly Contribution	\$52.17

#### Comments:

The parking lot was seal coated in September 2016 for \$3,700.

It is estimated that a percentage of the asphalt areas will require repair or replacement. The actual condition of the asphalt should be monitored through time and these estimates adjusted accordingly.

We have budgeted for the asphalt to be repaired on the same cycle and in conjunction with the seal coating of the asphalt.

### Parking Lot - Slurry Sealing & Striping

Category	010 Parking Lot	Quantity	7,846 sq. ft.
		Unit Cost	\$0.550
		% of Replacement	100.00%
		Current Cost	\$4,315.30
Placed In Service	09/16	Future Cost	\$4,647.11
Useful Life	3		
		Assigned Reserves at FYB	\$4,315.30
Remaining Life	0	Monthly Member Contribution	\$116.71
Replacement Year	2023	Monthly Interest Contribution	\$0.40
		Total Monthly Contribution	\$117.11

#### Comments:

The parking lot was seal coated in September 2016 for \$3,700.

Asphalt surfaces should be seal coated within 3 years of their initial installation. Thereafter, a 3 to 5 year cycle should be observed and adjusted according to the client's particular needs.

# Park Paseo Homeowners Association

## Component Detail

Directed Cashflow Calculation Method; Sorted by Category

### Roofs - Clubhouse, Built Up, Flat Entry

Category	020 Roofs	Quantity	340 sq. ft.
		Unit Cost	\$12.000
		% of Replacement	100.00%
		Current Cost	\$4,080.00
Placed In Service	05/05	Future Cost	\$4,286.55
Useful Life	20		
		Assigned Reserves at FYB	\$3,665.08
Remaining Life	2	Monthly Member Contribution	\$21.81
Replacement Year	2025	Monthly Interest Contribution	\$2.20
		Total Monthly Contribution	\$24.01

Comments:

The built up roof was installed in May 2005 during the clubhouse remodel and completed with a tar and rock finish.

### Roofs - Clubhouse, Built Up, HVAC

Category	020 Roofs	Quantity	335 sq. ft.
		Unit Cost	\$12.000
		% of Replacement	100.00%
		Current Cost	\$4,020.00
Placed In Service	01/14	Future Cost	\$5,274.59
Useful Life	20		
		Assigned Reserves at FYB	\$0.00
Remaining Life	11	Monthly Member Contribution	\$31.78
Replacement Year	2034	Monthly Interest Contribution	\$0.11
		Total Monthly Contribution	\$31.89

Comments:

This built up roof area (asphalt rolled) is located above the electrical closet where the a/c units are located. The roof was replaced in 2014 when the a/c units were replaced.

# Park Paseo Homeowners Association

## Component Detail

Directed Cashflow Calculation Method; Sorted by Category

### Roofs - Clubhouse, Tile

Category	020 Roofs	Quantity	1 total
		Unit Cost	\$60,000.00
		% of Replacement	100.00%
		Current Cost	\$60,000.00
Placed In Service	05/14	Future Cost	\$114,017.56
Useful Life	35		
		Assigned Reserves at FYB	\$0.00
Remaining Life	26	Monthly Member Contribution	\$227.51
Replacement Year	2049	Monthly Interest Contribution	\$0.77
		Total Monthly Contribution	\$228.28

#### Comments:

The roof was replaced with Davinci tile in May 2014 for \$48,350.

4,276 sq. ft.

The current cost used for this component is based on actual expenditures incurred at last replacement, and has been adjusted for inflation where applicable.

### Roofs - Prosa Cabana, Tile

Category	020 Roofs	Quantity	995 sq. ft.
		Unit Cost	\$14.500
		% of Replacement	100.00%
		Current Cost	\$14,427.50
Placed In Service	01/11	Future Cost	\$25,458.92
Useful Life	35		
		Assigned Reserves at FYB	\$0.00
Remaining Life	23	Monthly Member Contribution	\$60.34
Replacement Year	2046	Monthly Interest Contribution	\$0.21
		Total Monthly Contribution	\$60.55

#### Comments:

The Davinci tile roof at the Prosa cabana and spa equipment room was replaced in October 2010 for \$10,385.

The current cost used for this component is based on actual expenditures incurred at last replacement, and has been adjusted for inflation where applicable.

# Park Paseo Homeowners Association

## Component Detail

Directed Cashflow Calculation Method; Sorted by Category

<b>Painting - Aluminum, Pool Areas, Unfunded</b>
--

Category	030 Painting	Quantity	5,805 sq. ft.
		Unit Cost	\$0.000
		% of Replacement	0.00%
		Current Cost	\$0.00
Placed In Service	01/10	Future Cost	\$0.00
Useful Life	n.a.		
		Assigned Reserves at FYB	\$0.00
Remaining Life	n.a.	Monthly Member Contribution	\$0.00
Replacement Year	n.a.	Monthly Interest Contribution	\$0.00
		Total Monthly Contribution	\$0.00

Comments:

The fencing at the pool areas was replaced with anodized aluminum fencing in 2008-09.

Main pool area	4,020 sq. ft.
Prosa pool area	1,785
	5,805 sq. ft.

At the request of the client, budgeting for this component has been excluded at this time. This component is listed for inventory purposes only.

# Park Paseo Homeowners Association

## Component Detail

Directed Cashflow Calculation Method; Sorted by Category

### Painting - Interior, Clubhouse

Category	030 Painting	Quantity	1 total
		Unit Cost	\$8,250.00
		% of Replacement	100.00%
		Current Cost	\$8,250.00
Placed In Service	09/16	Future Cost	\$8,884.35
Useful Life	10		
		Assigned Reserves at FYB	\$5,598.21
Remaining Life	3	Monthly Member Contribution	\$79.55
Replacement Year	2026	Monthly Interest Contribution	\$3.52
		Total Monthly Contribution	\$83.07

Comments:

The wallpaper was removed and interior of the clubhouse painted in September 2016 for \$13,010.

2,816 sq. ft.

The current cost used for this component is based on actual expenditures incurred at last replacement, and has been adjusted for inflation where applicable.

### Painting - Interior, Clubhouse Restrooms

Category	030 Painting	Quantity	3,276 sq. ft.
		Unit Cost	\$1.700
		% of Replacement	100.00%
		Current Cost	\$5,569.20
Placed In Service	09/16	Future Cost	\$5,997.42
Useful Life	10		
		Assigned Reserves at FYB	\$3,779.10
Remaining Life	3	Monthly Member Contribution	\$53.70
Replacement Year	2026	Monthly Interest Contribution	\$2.38
		Total Monthly Contribution	\$56.08

Comments:

The wallpaper was removed and interior of the clubhouse painted in September 2016 for \$13,010.

# Park Paseo Homeowners Association

## Component Detail

Directed Cashflow Calculation Method; Sorted by Category

### Painting - Interior, Prosa Restrooms

Category	030 Painting	Quantity	2 restrooms
		Unit Cost	\$1,200.00
		% of Replacement	100.00%
		Current Cost	\$2,400.00
Placed In Service	04/19	Future Cost	\$2,783.26
Useful Life	10		
		Assigned Reserves at FYB	\$923.08
Remaining Life	6	Monthly Member Contribution	\$21.79
Replacement Year	2029	Monthly Interest Contribution	\$0.61
		Total Monthly Contribution	\$22.41

Comments:

The Prosa restrooms were remodeled & painted in 2019.

The interior of the Prosa restrooms were painted in 2012 for \$1,500

### Painting - Main Spa Equipment Room

Category	030 Painting	Quantity	2,200 sq. ft.
		Unit Cost	\$1.700
		% of Replacement	100.00%
		Current Cost	\$3,740.00
Placed In Service	06/11	Future Cost	\$4,231.47
Useful Life	5		
		Assigned Reserves at FYB	\$3,740.00
Remaining Life	0	Monthly Member Contribution	\$61.76
Replacement Year	2023	Monthly Interest Contribution	\$0.21
		Total Monthly Contribution	\$61.97

Comments:

The exterior of the main spa equipment room was painted in June 2011.

The remaining life of this component has been extended at the request of the client.

The spa room doors were replaced in 2019 for \$2,590.

The remaining life of this component has been extended at the request of the client.

# Park Paseo Homeowners Association

## Component Detail

Directed Cashflow Calculation Method; Sorted by Category

### Painting - Stucco

Category	030 Painting	Quantity	1 total
		Unit Cost	\$4,000.00
		% of Replacement	100.00%
		Current Cost	\$4,000.00
Placed In Service	07/11	Future Cost	\$5,120.34
Useful Life	10		
		Assigned Reserves at FYB	\$4,000.00
Remaining Life	0	Monthly Member Contribution	\$34.49
Replacement Year	2023	Monthly Interest Contribution	\$0.12
		Total Monthly Contribution	\$34.61

Comments:

This component includes the stucco walls and buildings (clubhouse, spa equipment room).

The stucco was repaired and painted in July 2011 for \$5,500.

### Painting - Wood/Trim, Clubhouse

Category	030 Painting	Quantity	9,370 sq. ft.
		Unit Cost	\$1.700
		% of Replacement	100.00%
		Current Cost	\$15,929.00
Placed In Service	06/11	Future Cost	\$18,022.20
Useful Life	5		
		Assigned Reserves at FYB	\$15,929.00
Remaining Life	0	Monthly Member Contribution	\$263.05
Replacement Year	2023	Monthly Interest Contribution	\$0.89
		Total Monthly Contribution	\$263.94

Comments:

The clubhouse, Prosa cabana and all exterior buildings were painted in June 2011 for \$16,680.



# Park Paseo Homeowners Association

## Component Detail

Directed Cashflow Calculation Method; Sorted by Category

### Painting - Wood/Trim, Prosa

Category	030 Painting	Quantity	2,568 sq. ft.
		Unit Cost	\$1.500
		% of Replacement	100.00%
		Current Cost	\$3,852.00
Placed In Service	01/20	Future Cost	\$4,047.01
Useful Life	5		
		Assigned Reserves at FYB	\$2,311.20
Remaining Life	2	Monthly Member Contribution	\$65.19
Replacement Year	2025	Monthly Interest Contribution	\$1.57
		Total Monthly Contribution	\$66.76

#### Comments:

The woodwork at the Prosa cabana was painted by the end of 2019 for \$3,000.

For budgeting purposes, we have used the next fiscal year's beginning date as the placed-in-service date for this component.

The clubhouse, Prosa cabana and all exterior buildings were painted in June 2011 for \$16,680.

# Park Paseo Homeowners Association

## Component Detail

Directed Cashflow Calculation Method; Sorted by Category

<b>Painting - Wrought Iron, Streets, Unfunded</b>
---

Category	030 Painting	Quantity	614 sq. ft.
		Unit Cost	\$0.00
		% of Replacement	0.00%
		Current Cost	\$0.00
Placed In Service	07/19	Future Cost	\$0.00
Useful Life	n.a.		
		Assigned Reserves at FYB	\$0.00
Remaining Life	n.a.	Monthly Member Contribution	\$0.00
Replacement Year	n.a.	Monthly Interest Contribution	\$0.00
		Total Monthly Contribution	\$0.00

Comments:

This is the fencing on Delamesa & Campanero streets as well as at the ends of Alba West & Entrada West. There is also wrought iron around the pool pump gates and dumpster gates. There is a wrought iron gate on the clubhouse upstairs balcony and a gate outside the clubhouse to the right of the maintenance gate.

The wrought iron was sanded and painted in 2019 for \$490..

Due to the nature and size of this expense, funding for this component has been excluded. It is anticipated that any expenditures can be effectively budgeted for by the client's operating and/or reserve contingency funds. This component is listed for inventory purposes only.

# Park Paseo Homeowners Association

## Component Detail

Directed Cashflow Calculation Method; Sorted by Category

<b>Fencing - Anodized Aluminum, Main Pool</b>
---

Category	040 Fencing	Quantity	1 total
		Unit Cost	\$175,000.000
		% of Replacement	100.00%
		Current Cost	\$175,000.00
Placed In Service	04/10	Future Cost	\$301,274.99
Useful Life	35		
		Assigned Reserves at FYB	\$0.00
Remaining Life	22	Monthly Member Contribution	\$758.85
Replacement Year	2045	Monthly Interest Contribution	\$2.59
		Total Monthly Contribution	\$761.44

Comments:

The fencing at the main pool area was replaced with aluminum fencing in April 2010 for \$129,223.

- 749 - lin. ft. of 7' fencing
- 3 - 4' x 7' gates
- 1 - 3' x 7 gate

The current cost used for this component is based on actual expenditures incurred at last replacement, and has been adjusted for inflation where applicable.

# Park Paseo Homeowners Association

## Component Detail

Directed Cashflow Calculation Method; Sorted by Category

### Fencing - Anodized Aluminum, Prosa Pool

Category	040 Fencing	Quantity	1 total
		Unit Cost	\$64,000.00
		% of Replacement	100.00%
		Current Cost	\$64,000.00
Placed In Service	01/10	Future Cost	\$110,180.57
Useful Life	35		
		Assigned Reserves at FYB	\$0.00
Remaining Life	22	Monthly Member Contribution	\$277.52
Replacement Year	2045	Monthly Interest Contribution	\$0.94
		Total Monthly Contribution	\$278.46

#### Comments:

The fencing at the Prosa pool area was replaced with aluminum fencing in 2009 for \$45,000.

349 - lin. ft. of 7' fencing  
2 - 4' x 7' gates

The current cost used for this component is based on actual expenditures incurred at last replacement, and has been adjusted for inflation where applicable.

# Park Paseo Homeowners Association

## Component Detail

Directed Cashflow Calculation Method; Sorted by Category

<b>Fencing - Wrought Iron, Streets</b>
--

Category	040 Fencing	Quantity	200 lin. ft.
		Unit Cost	\$44.000
		% of Replacement	100.00%
		Current Cost	\$8,800.00
Placed In Service	08/11	Future Cost	\$10,721.95
Useful Life	20		
		Assigned Reserves at FYB	\$5,174.25
Remaining Life	8	Monthly Member Contribution	\$45.64
Replacement Year	2031	Monthly Interest Contribution	\$3.15
		Total Monthly Contribution	\$48.80

Comments:

Alba West/Entrada*	28 lin. ft.
Delamesa/Campanero**	172
	200 lin. ft.

\* This 3.5' fencing was repaired in August 2011 for \$900

\*\* This 3' railing was repaired/replaced in November 2010 for \$6,180.

# Park Paseo Homeowners Association

## Component Detail

Directed Cashflow Calculation Method; Sorted by Category

### Walls - Block, Repairs

Category	040 Fencing	Quantity	1 provision
		Unit Cost	\$50,000.00
		% of Replacement	100.00%
		Current Cost	\$50,000.00
Placed In Service	06/77	Future Cost	\$56,570.41
Useful Life	5		
		Assigned Reserves at FYB	\$50,000.00
Remaining Life	0	Monthly Member Contribution	\$825.69
Replacement Year	2023	Monthly Interest Contribution	\$2.81
		Total Monthly Contribution	\$828.50

#### Comments:

It is estimated that a percentage of the concrete block walls will require repair or replacement through time. The actual condition of these walls should be monitored and the percentage of replacement and remaining life estimates adjusted accordingly.

This component, and all information contained herein, has been provided by the client and incorporated into this analysis at their request.

The cost for this component has been provided by the client and incorporated into this analysis at their request.

# Park Paseo Homeowners Association

## Component Detail

Directed Cashflow Calculation Method; Sorted by Category

### Walls - Stucco, Repairs

Category	040 Fencing	Quantity	1 provision
		Unit Cost	\$3,000.000
		% of Replacement	100.00%
		Current Cost	\$3,000.00
Placed In Service	06/11	Future Cost	\$3,655.21
Useful Life	20		
		Assigned Reserves at FYB	\$1,774.47
Remaining Life	8	Monthly Member Contribution	\$15.46
Replacement Year	2031	Monthly Interest Contribution	\$1.08
		Total Monthly Contribution	\$16.54

#### Comments:

\$1,550 was spent for stucco wall repairs in June 2011.

It is estimated that a percentage of the stucco walls will require repair or replacement through time. The actual condition of these walls should be monitored and the percentage of replacement and remaining life estimates adjusted accordingly.

# Park Paseo Homeowners Association

## Component Detail

Directed Cashflow Calculation Method; Sorted by Category

<b>Lighting - Exterior, Main Pool/Club</b>
--

Category	050 Lighting	Quantity	1 total
		Unit Cost	\$17,540.00
		% of Replacement	100.00%
		Current Cost	\$17,540.00
Placed In Service	06/92	Future Cost	\$28,741.33
Useful Life	20		
		Assigned Reserves at FYB	\$17,540.00
Remaining Life	0	Monthly Member Contribution	\$82.29
Replacement Year	2023	Monthly Interest Contribution	\$0.28
		Total Monthly Contribution	\$82.56

Comments:

24 - flush mount lights	@	\$180.00	=	\$4,320.00
24 - wall lights	@	\$210.00	=	\$5,040.00
16 - vapor lights	@	\$375.00	=	\$6,000.00
6 - cannister lights	@	\$180.00	=	\$1,080.00
2 - large décor lights	@	\$375.00	=	\$750.00
2 - small fluorescent floods	@	\$175.00	=	\$350.00
		TOTAL	=	\$17,540.00



# Park Paseo Homeowners Association

## Component Detail

Directed Cashflow Calculation Method; Sorted by Category

### Lighting - Exterior, Monument

Category	050 Lighting	Quantity	8 fixtures
		Unit Cost	\$425.000
		% of Replacement	100.00%
		Current Cost	\$3,400.00
Placed In Service	01/20	Future Cost	\$4,246.13
Useful Life	12		
		Assigned Reserves at FYB	\$850.00
Remaining Life	9	Monthly Member Contribution	\$25.41
Replacement Year	2032	Monthly Interest Contribution	\$0.57
		Total Monthly Contribution	\$25.98

Comments:

New monument sign lighting was installed by the end of 2019 for a cost of \$8,750. This included trenching and running conduit which should not be required at the next replacement. Therefore, we have only budgeted for the fixtures in the future.

For budgeting purposes, we have used the next fiscal year's beginning date as the placed-in-service date for this component.

### Lighting - Exterior, Parking

Category	050 Lighting	Quantity	4 fixtures
		Unit Cost	\$1,400.000
		% of Replacement	100.00%
		Current Cost	\$5,600.00
Placed In Service	01/22	Future Cost	\$8,952.44
Useful Life	20		
		Assigned Reserves at FYB	\$0.00
Remaining Life	19	Monthly Member Contribution	\$27.42
Replacement Year	2042	Monthly Interest Contribution	\$0.09
		Total Monthly Contribution	\$27.51

Comments:

These are 20' poles with LED fixtures located at the clubhouse parking lot (4). These fixtures were replaced in 2022.

# Park Paseo Homeowners Association

## Component Detail

Directed Cashflow Calculation Method; Sorted by Category

### Lighting - Exterior, Prosa, Newer

Category	050 Lighting	Quantity	1 total
		Unit Cost	\$1,225.00
		% of Replacement	100.00%
		Current Cost	\$1,225.00
Placed In Service	04/19	Future Cost	\$1,818.52
Useful Life	20		
		Assigned Reserves at FYB	\$0.00
Remaining Life	16	Monthly Member Contribution	\$6.95
Replacement Year	2039	Monthly Interest Contribution	\$0.02
		Total Monthly Contribution	\$6.97

Comments:

3 - double flood fixtures w/motion sensors	@	\$275.00	=	\$825.00
2 - flush squares	@	\$200.00	=	\$400.00
		TOTAL	=	\$1,225.00

### Lighting - Exterior, Prosa, Older

Category	050 Lighting	Quantity	1 total
		Unit Cost	\$4,560.00
		% of Replacement	100.00%
		Current Cost	\$4,560.00
Placed In Service	06/92	Future Cost	\$7,472.09
Useful Life	20		
		Assigned Reserves at FYB	\$4,560.00
Remaining Life	0	Monthly Member Contribution	\$21.39
Replacement Year	2023	Monthly Interest Contribution	\$0.07
		Total Monthly Contribution	\$21.46

Comments:

12 - wall lights	@	\$200.00	=	\$2,400.00
12 - cannister lights	@	\$180.00	=	\$2,160.00
		TOTAL	=	\$4,560.00

# Park Paseo Homeowners Association

## Component Detail

Directed Cashflow Calculation Method; Sorted by Category

### Lighting - Exterior, Volleyball

Category	050 Lighting	Quantity	2 fixtures
		Unit Cost	\$1,400.000
		% of Replacement	100.00%
		Current Cost	\$2,800.00
Placed In Service	01/77	Future Cost	\$4,588.13
Useful Life	20		
		Assigned Reserves at FYB	\$2,800.00
Remaining Life	0	Monthly Member Contribution	\$13.14
Replacement Year	2023	Monthly Interest Contribution	\$0.05
		Total Monthly Contribution	\$13.19

Comments:

These are 20' poles with box-style tennis court type fixtures located at the volleyball court (2).

### Lighting - Exterior, Walkway, Bollards

Category	050 Lighting	Quantity	1 total
		Unit Cost	\$130,000.000
		% of Replacement	100.00%
		Current Cost	\$130,000.00
Placed In Service	04/17	Future Cost	\$207,824.52
Useful Life	25		
		Assigned Reserves at FYB	\$0.00
Remaining Life	19	Monthly Member Contribution	\$636.65
Replacement Year	2042	Monthly Interest Contribution	\$2.17
		Total Monthly Contribution	\$638.82

Comments:

The bollard walkway fixtures were replaced in April 2017 for a cost of \$109,829.

The current cost used for this component is based on actual expenditures incurred at last replacement, and has been adjusted for inflation where applicable.

# Park Paseo Homeowners Association

## Component Detail

Directed Cashflow Calculation Method; Sorted by Category

<b>Lighting - Interior, Clubhouse, Newer</b>
--

Category	050 Lighting	Quantity	1 total
		Unit Cost	\$1,075.00
		% of Replacement	100.00%
		Current Cost	\$1,075.00
Placed In Service	09/16	Future Cost	\$1,676.63
Useful Life	25		
		Assigned Reserves at FYB	\$0.00
Remaining Life	18	Monthly Member Contribution	\$5.51
Replacement Year	2041	Monthly Interest Contribution	\$0.02
		Total Monthly Contribution	\$5.53

Comments:

These fixtures were installed in September 2016:

1 - chandelier	@	\$800.00	=	\$800.00
1 - flush mount light	@	\$275.00	=	\$275.00
		TOTAL	=	\$1,075.00

# Park Paseo Homeowners Association

## Component Detail

Directed Cashflow Calculation Method; Sorted by Category

<b>Lighting - Interior, Clubhouse, Original</b>
---

Category	050 Lighting	Quantity	1 total
		Unit Cost	\$18,675.000
		% of Replacement	100.00%
		Current Cost	\$18,675.00
		Future Cost	\$21,129.05
Placed In Service	01/77		
Useful Life	25		
Adjustment	+26	Assigned Reserves at FYB	\$16,844.12
Remaining Life	5	Monthly Member Contribution	\$53.79
Replacement Year	2028	Monthly Interest Contribution	\$9.95
		Total Monthly Contribution	\$63.74

Comments:

37 - 4' quad fluorescents w/lenses	@	\$330.00	=	\$12,210.00
19 - 4' double fluorescents w/lenses	@	\$250.00	=	\$4,750.00
4 - 2' x 2' fluorescent fixtures	@	\$210.00	=	\$840.00
4 - incandescent lights	@	\$125.00	=	\$500.00
3 - down lights	@	\$125.00	=	\$375.00
		TOTAL	=	\$18,675.00

The remaining life of this component has been extended due to its condition at our most recent field inspection.

# Park Paseo Homeowners Association

## Component Detail

Directed Cashflow Calculation Method; Sorted by Category

### Lighting - Interior, Prosa Cabana

Category	050 Lighting	Quantity	1 total
		Unit Cost	\$2,000.00
		% of Replacement	100.00%
		Current Cost	\$2,000.00
Placed In Service	04/19	Future Cost	\$3,359.16
Useful Life	25		
		Assigned Reserves at FYB	\$0.00
Remaining Life	21	Monthly Member Contribution	\$9.01
Replacement Year	2044	Monthly Interest Contribution	\$0.03
		Total Monthly Contribution	\$9.04

Comments:

The restrooms at the Prosa cabana were remodeled in 2019.

8	-	4'	double fluorescents w/lenses	@	\$250.00	=	\$2,000.00
					TOTAL	=	\$2,000.00

### Clubhouse - Billiards Tables

Category	060 Clubhouse	Quantity	2 tables
		Unit Cost	\$5,500.00
		% of Replacement	100.00%
		Current Cost	\$11,000.00
Placed In Service	01/77	Future Cost	\$12,445.49
Useful Life	25		
Adjustment	+26	Assigned Reserves at FYB	\$9,921.57
Remaining Life	5	Monthly Member Contribution	\$31.68
Replacement Year	2028	Monthly Interest Contribution	\$5.87
		Total Monthly Contribution	\$37.55

Comments:

The billiards tables were refurbished with new felt and rubber bumpers in 2015 at a cost of \$1,450.

The remaining life of this component has been extended due to its condition at our most recent field inspection.

# Park Paseo Homeowners Association

## Component Detail

Directed Cashflow Calculation Method; Sorted by Category

### Clubhouse - Bulletin Boards, Unfunded

Category	060 Clubhouse	Quantity	1 comment
		Unit Cost	\$0.00
		% of Replacement	0.00%
		Current Cost	\$0.00
Placed In Service	10/94	Future Cost	\$0.00
Useful Life	n.a.		
		Assigned Reserves at FYB	\$0.00
Remaining Life	n.a.	Monthly Member Contribution	\$0.00
Replacement Year	n.a.	Monthly Interest Contribution	\$0.00
		Total Monthly Contribution	\$0.00

Comments:

These are aluminum-framed w/glass bulletin boards.

Due to the nature and size of this expense, funding for this component has been excluded. It is anticipated that any expenditures can be effectively budgeted for by the client's operating and/or reserve contingency funds. This component is listed for inventory purposes only.

### Clubhouse - Camera System

Category	060 Clubhouse	Quantity	1 total
		Unit Cost	\$7,500.00
		% of Replacement	100.00%
		Current Cost	\$7,500.00
Placed In Service	01/22	Future Cost	\$9,366.47
Useful Life	10		
		Assigned Reserves at FYB	\$750.00
Remaining Life	9	Monthly Member Contribution	\$65.16
Replacement Year	2032	Monthly Interest Contribution	\$0.65
		Total Monthly Contribution	\$65.81

Comments:

The IP camera system was installed in 2021.

For budgeting purposes, we have used the next fiscal year's beginning date as the placed-in-service date for this component.

# Park Paseo Homeowners Association

## Component Detail

Directed Cashflow Calculation Method; Sorted by Category

### Clubhouse - Carpeting

Category	060 Clubhouse	Quantity	185 sq. yds.
		Unit Cost	\$52.000
		% of Replacement	100.00%
		Current Cost	\$9,620.00
Placed In Service	09/14	Future Cost	\$9,860.50
Useful Life	10		
		Assigned Reserves at FYB	\$8,589.29
Remaining Life	1	Monthly Member Contribution	\$94.18
Replacement Year	2024	Monthly Interest Contribution	\$5.30
		Total Monthly Contribution	\$99.48

#### Comments:

The carpeting was replaced in September 2014 for \$7,800.

Carpet is only located the the clubhouse downstairs office and storage closets, the stairs leading to the 2nd floor and the upstairs room.

The current cost used for this component is based on actual expenditures incurred at last replacement, and has been adjusted for inflation where applicable.



# Park Paseo Homeowners Association

## Component Detail

Directed Cashflow Calculation Method; Sorted by Category

<b>Clubhouse - Doors, Exterior, Closets</b>
---

Category	060 Clubhouse	Quantity	1 total
		Unit Cost	\$2,625.00
		% of Replacement	100.00%
		Current Cost	\$2,625.00
		Future Cost	\$2,969.95
Placed In Service	01/90		
Useful Life	25		
Adjustment	+13	Assigned Reserves at FYB	\$2,279.61
Remaining Life	5	Monthly Member Contribution	\$8.89
Replacement Year	2028	Monthly Interest Contribution	\$1.35
		Total Monthly Contribution	\$10.24

Comments:

2 - 3' x 6'8" doors, electrical closet	@	\$875.00	=	\$1,750.00
1 - 3' x 6 8" door, upstairs exterior door	@	\$875.00	=	\$875.00
		TOTAL	=	\$2,625.00

The remaining life of this component has been extended due to its condition at our most recent field inspection.

# Park Paseo Homeowners Association

## Component Detail

Directed Cashflow Calculation Method; Sorted by Category

### Clubhouse - Doors, Exterior, Entry

Category	060 Clubhouse	Quantity	1 total
		Unit Cost	\$14,200.00
		% of Replacement	100.00%
		Current Cost	\$14,200.00
Placed In Service	05/05	Future Cost	\$18,177.20
Useful Life	25		
Adjustment	+3	Assigned Reserves at FYB	\$9,067.47
Remaining Life	10	Monthly Member Contribution	\$56.93
Replacement Year	2033	Monthly Interest Contribution	\$5.45
		Total Monthly Contribution	\$62.38

Comments:

These stained wood entry doors were replaced in May 2005 for \$10,000. Brass hardware was an additional \$2,000.

$$\begin{array}{rclcl}
 2 & - & 3' \times 6'8" \text{ wood doors} & @ & \$7,100.00 & = & \$14,200.00 \\
 & & & & \text{TOTAL} & = & \underline{\$14,200.00}
 \end{array}$$

The current cost used for this component is based on actual expenditures incurred at last replacement, and has been adjusted for inflation where applicable.

The remaining life of this component has been extended due to its condition at our most recent field inspection.

### Clubhouse - Doors, Exterior, Pool Access

Category	060 Clubhouse	Quantity	2 doors
		Unit Cost	\$4,650.00
		% of Replacement	100.00%
		Current Cost	\$9,300.00
Placed In Service	01/79	Future Cost	\$10,522.10
Useful Life	25		
Adjustment	+24	Assigned Reserves at FYB	\$8,351.02
Remaining Life	5	Monthly Member Contribution	\$27.35
Replacement Year	2028	Monthly Interest Contribution	\$4.94
		Total Monthly Contribution	\$32.28

Comments:

These are 3' x 6'8" wood doors w/glass.

The remaining life of this component has been extended due to its condition at our most recent field inspection.

# Park Paseo Homeowners Association

## Component Detail

Directed Cashflow Calculation Method; Sorted by Category

### Clubhouse - Doors, Exterior, Restrooms

Category	060 Clubhouse	Quantity	1 total
		Unit Cost	\$9,300.00
		% of Replacement	100.00%
		Current Cost	\$9,300.00
Placed In Service	01/77	Future Cost	\$10,522.10
Useful Life	25		
Adjustment	+26	Assigned Reserves at FYB	\$8,388.24
Remaining Life	5	Monthly Member Contribution	\$26.79
Replacement Year	2028	Monthly Interest Contribution	\$4.96
		Total Monthly Contribution	\$31.74

Comments:

$$\begin{array}{rclcl}
 2 & - & 3' \times 6'8" \text{ doors} & @ & \$4,650.00 & = & \$9,300.00 \\
 & & & & \text{TOTAL} & = & \underline{\$9,300.00}
 \end{array}$$

The remaining life of this component has been extended due to its condition at our most recent field inspection.

### Clubhouse - Doors, Kitchen

Category	060 Clubhouse	Quantity	1 total
		Unit Cost	\$10,000.00
		% of Replacement	100.00%
		Current Cost	\$10,000.00
Placed In Service	08/16	Future Cost	\$15,596.59
Useful Life	25		
		Assigned Reserves at FYB	\$0.00
Remaining Life	18	Monthly Member Contribution	\$51.26
Replacement Year	2041	Monthly Interest Contribution	\$0.18
		Total Monthly Contribution	\$51.44

Comments:

These 2.5' x 8' doors near the kitchen area that face the tennis courts were replaced in August 2016 for \$9,235. In 2016, a higher cost fiberglass door was chosen due to the door being in the direct sunlight and rain exposure.

# Park Paseo Homeowners Association

## Component Detail

Directed Cashflow Calculation Method; Sorted by Category

### Clubhouse - Doors, Sliding Glass

Category	060 Clubhouse	Quantity	1 total
		Unit Cost	\$16,500.00
		% of Replacement	100.00%
		Current Cost	\$16,500.00
Placed In Service	07/19	Future Cost	\$27,713.10
Useful Life	25		
		Assigned Reserves at FYB	\$0.00
Remaining Life	21	Monthly Member Contribution	\$74.34
Replacement Year	2044	Monthly Interest Contribution	\$0.26
		Total Monthly Contribution	\$74.59

Comments:

The 6' sliding glass doors (5) and window (1) were replaced in July 2019 for \$15,398. Screens were included in the purchase and the doors and window are under a lifetime warranty with Anlin through Cal Rep Windows & Doors.

There are 3 windows upstairs, 6 windows downstairs and 1 kitchen window.

The current cost used for this component is based on actual expenditures incurred at last replacement, and has been adjusted for inflation where applicable.

### Clubhouse - Drinking Fountain

Category	060 Clubhouse	Quantity	1 fountain
		Unit Cost	\$3,500.00
		% of Replacement	100.00%
		Current Cost	\$3,500.00
Placed In Service	08/11	Future Cost	\$4,264.41
Useful Life	20		
		Assigned Reserves at FYB	\$2,057.94
Remaining Life	8	Monthly Member Contribution	\$18.15
Replacement Year	2031	Monthly Interest Contribution	\$1.26
		Total Monthly Contribution	\$19.41

Comments:

The clubhouse drinking fountain was replaced with an ADA double unit in August 2011 for \$2,675.

The current cost used for this component is based on actual expenditures incurred at last replacement, and has been adjusted for inflation where applicable.

# Park Paseo Homeowners Association

## Component Detail

Directed Cashflow Calculation Method; Sorted by Category

### Clubhouse - Exterior Staircase

Category	060 Clubhouse	Quantity	1 total
		Unit Cost	\$22,500.00
		% of Replacement	100.00%
		Current Cost	\$22,500.00
Placed In Service	07/06	Future Cost	\$26,745.43
Useful Life	24		
		Assigned Reserves at FYB	\$15,797.87
Remaining Life	7	Monthly Member Contribution	\$102.53
Replacement Year	2030	Monthly Interest Contribution	\$9.52
		Total Monthly Contribution	\$112.05

Comments:

The exterior staircase was replaced in July 2006 for \$14,207.

The current cost used for this component is based on actual expenditures incurred at last replacement, and has been adjusted for inflation where applicable.

### Clubhouse - FOB System

Category	060 Clubhouse	Quantity	1 total
		Unit Cost	\$33,776.00
		% of Replacement	100.00%
		Current Cost	\$33,776.00
Placed In Service	05/22	Future Cost	\$47,724.60
Useful Life	15		
		Assigned Reserves at FYB	\$0.00
Remaining Life	14	Monthly Member Contribution	\$215.23
Replacement Year	2037	Monthly Interest Contribution	\$0.73
		Total Monthly Contribution	\$215.97

Comments:

The FOB access system was installed in May 2022 for \$33,776.

# Park Paseo Homeowners Association

## Component Detail

Directed Cashflow Calculation Method; Sorted by Category

### Clubhouse - Furnishings

Category	060 Clubhouse	Quantity	1 total
		Unit Cost	\$35,000.00
		% of Replacement	100.00%
		Current Cost	\$35,000.00
Placed In Service	09/16	Future Cost	\$42,644.10
Useful Life	15		
		Assigned Reserves at FYB	\$15,465.12
Remaining Life	8	Monthly Member Contribution	\$228.56
Replacement Year	2031	Monthly Interest Contribution	\$9.75
		Total Monthly Contribution	\$238.32

Comments:

- 60 folding chairs
- 8 leather side chairs
- 6 swivel bar stools, upstairs
- 4 swivel bar stools
- 4 leather lounge chairs
- 3 pub tables, upstairs
- 2 leather arm chairs
- 2 pub tables
- 2 end tables
- 2 round tables
- 1 wood/concrete table
- 1 credenza, tv
- 1 television

The cost estimate for this component has been calculated based on the inventory identified herein. It is likely that future replacements will vary and, therefore, the cost used should be considered as a general indication of budgetary needs rather than specific to this inventory.

# Park Paseo Homeowners Association

## Component Detail

Directed Cashflow Calculation Method; Sorted by Category

### Clubhouse - HVAC, Club/Office

Category	060 Clubhouse	Quantity	1 total
		Unit Cost	\$35,000.00
		% of Replacement	100.00%
		Current Cost	\$35,000.00
Placed In Service	04/14	Future Cost	\$45,923.03
Useful Life	20		
		Assigned Reserves at FYB	\$0.00
Remaining Life	11	Monthly Member Contribution	\$276.70
Replacement Year	2034	Monthly Interest Contribution	\$0.94
		Total Monthly Contribution	\$277.64

#### Comments:

The hvac units for the clubhouse and office were replaced in April 2014 for \$27,697.

The current cost used for this component is based on actual expenditures incurred at last replacement, and has been adjusted for inflation where applicable.

# Park Paseo Homeowners Association

## Component Detail

Directed Cashflow Calculation Method; Sorted by Category

### Clubhouse - Kitchen, Appliances

Category	060 Clubhouse	Quantity	1 total
		Unit Cost	\$5,100.00
		% of Replacement	100.00%
		Current Cost	\$5,100.00
Placed In Service	05/05	Future Cost	\$5,770.18
Useful Life	15		
Adjustment	+8	Assigned Reserves at FYB	\$3,975.00
Remaining Life	5	Monthly Member Contribution	\$24.14
Replacement Year	2028	Monthly Interest Contribution	\$2.39
		Total Monthly Contribution	\$26.52

#### Comments:

The appliances were replaced in May 2005:

These are GE Profile appliances:

- 2 microwave ovens
- 1 vent hood
- 1 oven/range
- 1 warming oven

The remaining life of this component has been extended due to its condition at our most recent field inspection.



# Park Paseo Homeowners Association

## Component Detail

Directed Cashflow Calculation Method; Sorted by Category

### Clubhouse - Kitchen, Appliances, Refrigerator

Category	060 Clubhouse	Quantity	1 total
		Unit Cost	\$2,100.00
		% of Replacement	100.00%
		Current Cost	\$2,100.00
Placed In Service	05/13	Future Cost	\$2,375.96
Useful Life	15		
		Assigned Reserves at FYB	\$1,384.09
Remaining Life	5	Monthly Member Contribution	\$13.76
Replacement Year	2028	Monthly Interest Contribution	\$0.85
		Total Monthly Contribution	\$14.61

#### Comments:

This is a Maytag refrigerator/freezer.

The current cost used for this component is based on actual expenditures incurred at last replacement, and has been adjusted for inflation where applicable.

# Park Paseo Homeowners Association

## Component Detail

Directed Cashflow Calculation Method; Sorted by Category

### Clubhouse - Kitchen, Cabinets/Counters

Category	060 Clubhouse	Quantity	1 total
		Unit Cost	\$30,500.00
		% of Replacement	100.00%
		Current Cost	\$30,500.00
Placed In Service	05/05	Future Cost	\$34,507.95
Useful Life	20		
Adjustment	+3	Assigned Reserves at FYB	\$23,772.06
Remaining Life	5	Monthly Member Contribution	\$144.34
Replacement Year	2028	Monthly Interest Contribution	\$14.28
		Total Monthly Contribution	\$158.63

#### Comments:

The cabinets and counters were replaced in May 2005 for \$18,800.

These are composite laminate cabinets and granite counters:

31 lin. ft. of base cabinets  
15 lin. ft. of wall cabinets  
31 lin. ft. of counters

The current cost used for this component is based on actual expenditures incurred at last replacement, and has been adjusted for inflation where applicable.

The useful life estimate for this component has been provided by the client.

The remaining life of this component has been extended due to its condition at our most recent field inspection.

# Park Paseo Homeowners Association

## Component Detail

Directed Cashflow Calculation Method; Sorted by Category

### Clubhouse - Kitchen, Sink

Category	060 Clubhouse	Quantity	1 sink
		Unit Cost	\$1,100.000
		% of Replacement	100.00%
		Current Cost	\$1,100.00
Placed In Service	05/05	Future Cost	\$1,244.55
Useful Life	20		
Adjustment	+3	Assigned Reserves at FYB	\$857.35
Remaining Life	5	Monthly Member Contribution	\$5.21
Replacement Year	2028	Monthly Interest Contribution	\$0.52
		Total Monthly Contribution	\$5.72

Comments:

The sink was installed in May 2005 for \$600.

### Clubhouse - Office, Computers

Category	060 Clubhouse	Quantity	1 provision
		Unit Cost	\$2,000.000
		% of Replacement	100.00%
		Current Cost	\$2,000.00
Placed In Service	01/21	Future Cost	\$2,101.25
Useful Life	4		
		Assigned Reserves at FYB	\$1,000.00
Remaining Life	2	Monthly Member Contribution	\$41.61
Replacement Year	2025	Monthly Interest Contribution	\$0.72
		Total Monthly Contribution	\$42.34

Comments:

2 computers w/monitors, Dell

# Park Paseo Homeowners Association

## Component Detail

Directed Cashflow Calculation Method; Sorted by Category

### Clubhouse - Office, Printer

Category	060 Clubhouse	Quantity	1 provision
		Unit Cost	\$500.000
		% of Replacement	100.00%
		Current Cost	\$500.00
Placed In Service	01/22	Future Cost	\$538.45
Useful Life	4		
		Assigned Reserves at FYB	\$125.00
Remaining Life	3	Monthly Member Contribution	\$10.32
Replacement Year	2026	Monthly Interest Contribution	\$0.11
		Total Monthly Contribution	\$10.43

Comments:

1 printer, Epson

The cost for this component has been provided by the client and incorporated into this analysis at their request.

# Park Paseo Homeowners Association

## Component Detail

Directed Cashflow Calculation Method; Sorted by Category

### Clubhouse - Office, Remodel

Category	060 Clubhouse	Quantity	1 provision
		Unit Cost	\$15,000.00
		% of Replacement	100.00%
		Current Cost	\$15,000.00
Placed In Service	03/07	Future Cost	\$16,971.12
Useful Life	20		
Adjustment	+1	Assigned Reserves at FYB	\$11,400.00
Remaining Life	5	Monthly Member Contribution	\$75.39
Replacement Year	2028	Monthly Interest Contribution	\$6.87
		Total Monthly Contribution	\$82.26

#### Comments:

The office was remodeled in March 2007 for \$10,238.

The current cost used for this component is based on actual expenditures incurred at last replacement, and has been adjusted for inflation where applicable.

Carpet  
Cabinets  
Counters  
Window blinds  
Lighting  
Office chair

The remaining life of this component has been extended due to its condition at our most recent field inspection.

# Park Paseo Homeowners Association

## Component Detail

Directed Cashflow Calculation Method; Sorted by Category

### Clubhouse - Porcelain Tile, Floor

Category	060 Clubhouse	Quantity	1 total
		Unit Cost	\$15,500.000
		% of Replacement	100.00%
		Current Cost	\$15,500.00
Placed In Service	09/16	Future Cost	\$24,174.71
Useful Life	25		
		Assigned Reserves at FYB	\$0.00
Remaining Life	18	Monthly Member Contribution	\$79.46
Replacement Year	2041	Monthly Interest Contribution	\$0.27
		Total Monthly Contribution	\$79.73

Comments:

There is approximately 756 sq. ft. of floor tile.

This wood grain porcelain flooring was replaced in September 2016 for \$13,045.

The current cost used for this component is based on actual expenditures incurred at last replacement, and has been adjusted for inflation where applicable.

### Clubhouse - Restroom, Ceramic Tile

Category	060 Clubhouse	Quantity	385 sq. ft.
		Unit Cost	\$50.000
		% of Replacement	103.00%
		Current Cost	\$19,827.50
Placed In Service	01/09	Future Cost	\$26,015.40
Useful Life	25		
		Assigned Reserves at FYB	\$0.00
Remaining Life	11	Monthly Member Contribution	\$156.75
Replacement Year	2034	Monthly Interest Contribution	\$0.54
		Total Monthly Contribution	\$157.28

Comments:

The womens shower was replaced in March 2012 for \$3,237.

The measurement indicated represents the actual area to be replaced. The percentage of replacement has been increased above 100% to allow for a waste factor which should be considered when replacing this component.

# Park Paseo Homeowners Association

## Component Detail

Directed Cashflow Calculation Method; Sorted by Category

### Clubhouse - Restroom, Counters

Category	060 Clubhouse	Quantity	16 lin. ft.
		Unit Cost	\$280.000
		% of Replacement	100.00%
		Current Cost	\$4,480.00
Placed In Service	01/09	Future Cost	\$5,878.15
Useful Life	25		
		Assigned Reserves at FYB	\$0.00
Remaining Life	11	Monthly Member Contribution	\$35.42
Replacement Year	2034	Monthly Interest Contribution	\$0.12
		Total Monthly Contribution	\$35.54

Comments:

These are granite counters.

### Clubhouse - Restroom, Epoxy Floor

Category	060 Clubhouse	Quantity	400 sq. ft.
		Unit Cost	\$13.000
		% of Replacement	100.00%
		Current Cost	\$5,200.00
Placed In Service	01/09	Future Cost	\$6,993.42
Useful Life	12		
		Assigned Reserves at FYB	\$5,200.00
Remaining Life	0	Monthly Member Contribution	\$38.01
Replacement Year	2023	Monthly Interest Contribution	\$0.13
		Total Monthly Contribution	\$38.14

Comments:

The measurement indicated represents the actual area to be replaced. The percentage of replacement has been increased above 100% to allow for a waste factor which should be considered when replacing this component.

# Park Paseo Homeowners Association

## Component Detail

Directed Cashflow Calculation Method; Sorted by Category

### Clubhouse - Restroom, Lockers/Benches

Category	060 Clubhouse	Quantity	1 provision
		Unit Cost	\$10,000.000
		% of Replacement	100.00%
		Current Cost	\$10,000.00
Placed In Service	01/09	Future Cost	\$13,120.87
Useful Life	25		
		Assigned Reserves at FYB	\$0.00
Remaining Life	11	Monthly Member Contribution	\$79.06
Replacement Year	2034	Monthly Interest Contribution	\$0.27
		Total Monthly Contribution	\$79.32

Comments:

These are laminated lockers and benches.

### Clubhouse - Restroom, Partitions

Category	060 Clubhouse	Quantity	5 partitions
		Unit Cost	\$1,800.000
		% of Replacement	100.00%
		Current Cost	\$9,000.00
Placed In Service	01/09	Future Cost	\$11,808.78
Useful Life	25		
		Assigned Reserves at FYB	\$0.00
Remaining Life	11	Monthly Member Contribution	\$71.15
Replacement Year	2034	Monthly Interest Contribution	\$0.24
		Total Monthly Contribution	\$71.39

Comments:

These are solid plastic toilet partitions.



# Park Paseo Homeowners Association

## Component Detail

Directed Cashflow Calculation Method; Sorted by Category

### Clubhouse - Restroom, Plumbing Fixtures

Category	060 Clubhouse	Quantity	1 total
		Unit Cost	\$9,800.00
		% of Replacement	100.00%
		Current Cost	\$9,800.00
Placed In Service	01/09	Future Cost	\$12,858.45
Useful Life	25		
		Assigned Reserves at FYB	\$0.00
Remaining Life	11	Monthly Member Contribution	\$77.47
Replacement Year	2034	Monthly Interest Contribution	\$0.27
		Total Monthly Contribution	\$77.74

Comments:

4 counter oval sinks	@	\$800.00	=	\$3,200.00
5 toilets, flush valve type	@	\$1,100.00	=	\$5,500.00
1 wall mounted urinal	@	\$1,100.00	=	\$1,100.00
		TOTAL	=	\$9,800.00

### Clubhouse - Restroom, Shower Doors

Category	060 Clubhouse	Quantity	4 doors
		Unit Cost	\$700.00
		% of Replacement	100.00%
		Current Cost	\$2,800.00
Placed In Service	01/09	Future Cost	\$2,941.75
Useful Life	16		
		Assigned Reserves at FYB	\$2,450.00
Remaining Life	2	Monthly Member Contribution	\$17.50
Replacement Year	2025	Monthly Interest Contribution	\$1.48
		Total Monthly Contribution	\$18.98

Comments:

These are aluminum framed w/plexiglass shower doors.

# Park Paseo Homeowners Association

## Component Detail

Directed Cashflow Calculation Method; Sorted by Category

### Clubhouse - Termite Control/Fumigation

Category	060 Clubhouse	Quantity	1 clubhouse
		Unit Cost	\$4,500.000
		% of Replacement	100.00%
		Current Cost	\$4,500.00
Placed In Service	01/96	Future Cost	\$5,091.34
Useful Life	15		
Adjustment	+17	Assigned Reserves at FYB	\$3,796.88
Remaining Life	5	Monthly Member Contribution	\$16.92
Replacement Year	2028	Monthly Interest Contribution	\$2.26
		Total Monthly Contribution	\$19.18

#### Comments:

The remaining life of this component has been extended due to its condition at our most recent field inspection.

### Clubhouse - Water Heater

Category	060 Clubhouse	Quantity	1 heater
		Unit Cost	\$7,750.000
		% of Replacement	100.00%
		Current Cost	\$7,750.00
Placed In Service	06/15	Future Cost	\$9,442.62
Useful Life	16		
		Assigned Reserves at FYB	\$3,771.39
Remaining Life	8	Monthly Member Contribution	\$47.42
Replacement Year	2031	Monthly Interest Contribution	\$2.35
		Total Monthly Contribution	\$49.77

#### Comments:

The Noritz tankless water heater was replaced in June 2015 for \$6,983.

The current cost used for this component is based on actual expenditures incurred at last replacement, and has been adjusted for inflation where applicable.

# Park Paseo Homeowners Association

## Component Detail

Directed Cashflow Calculation Method; Sorted by Category

### Clubhouse - Window Blinds/Tinting

Category	060 Clubhouse	Quantity	1 total
		Unit Cost	\$17,500.000
		% of Replacement	100.00%
		Current Cost	\$17,500.00
Placed In Service	05/05	Future Cost	\$19,316.73
Useful Life	20		
Adjustment	+2	Assigned Reserves at FYB	\$14,269.23
Remaining Life	4	Monthly Member Contribution	\$86.06
Replacement Year	2027	Monthly Interest Contribution	\$8.57
		Total Monthly Contribution	\$94.64

Comments:

The windows were tinted and blinds replaced with fabric roller shades in May 2005 for \$12,100.

The current cost used for this component is based on actual expenditures incurred at last replacement, and has been adjusted for inflation where applicable.

The remaining life of this component has been extended due to its condition at our most recent field inspection.

### Clubhouse - Wood Deck/Railing

Category	060 Clubhouse	Quantity	1 total
		Unit Cost	\$9,230.000
		% of Replacement	100.00%
		Current Cost	\$9,230.00
Placed In Service	01/00	Future Cost	\$10,442.90
Useful Life	25		
Adjustment	+3	Assigned Reserves at FYB	\$7,581.79
Remaining Life	5	Monthly Member Contribution	\$37.82
Replacement Year	2028	Monthly Interest Contribution	\$4.53
		Total Monthly Contribution	\$42.35

Comments:

216 sq. ft. of wood deck	@	\$30.00	=	\$6,480.00
30 lin. ft. of wood railing	@	\$65.00	=	\$1,950.00
1 wrought iron gate	@	\$800.00	=	\$800.00
		TOTAL	=	\$9,230.00

# Park Paseo Homeowners Association

## Component Detail

Directed Cashflow Calculation Method; Sorted by Category

### Main Pool - Filters

Category	065 Main Pool	Quantity	4 filters
		Unit Cost	\$1,800.000
		% of Replacement	100.00%
		Current Cost	\$7,200.00
Placed In Service	01/12	Future Cost	\$7,380.00
Useful Life	12		
		Assigned Reserves at FYB	\$6,600.00
Remaining Life	1	Monthly Member Contribution	\$57.06
Replacement Year	2024	Monthly Interest Contribution	\$4.02
		Total Monthly Contribution	\$61.09

Comments:

These are Hayward 72 sq. ft. filters.

The actual date this component was placed into service is not available. For budgeting purposes, this date has been estimated based on its condition at our most recent field inspection.

### Main Pool - Heaters

Category	065 Main Pool	Quantity	2 heaters
		Unit Cost	\$4,500.000
		% of Replacement	100.00%
		Current Cost	\$9,000.00
Placed In Service	03/22	Future Cost	\$11,239.77
Useful Life	10		
		Assigned Reserves at FYB	\$762.71
Remaining Life	9	Monthly Member Contribution	\$79.30
Replacement Year	2032	Monthly Interest Contribution	\$0.71
		Total Monthly Contribution	\$80.02

Comments:

These are Raypak 399K BTU heaters.

2 pool heaters were replaced in March 2022 for \$9,000.

The main pool heater was replaced with 3 heaters in May 2014 for \$19,428.

# Park Paseo Homeowners Association

## Component Detail

Directed Cashflow Calculation Method; Sorted by Category

### Main Pool - Motors/Pumps

Category	065 Main Pool	Quantity	2 systems
		Unit Cost	\$4,000.000
		% of Replacement	100.00%
		Current Cost	\$8,000.00
Placed In Service	06/13	Future Cost	\$10,240.68
Useful Life	10		
		Assigned Reserves at FYB	\$8,000.00
Remaining Life	0	Monthly Member Contribution	\$68.98
Replacement Year	2023	Monthly Interest Contribution	\$0.24
		Total Monthly Contribution	\$69.21

Comments:

These are 5HP pump systems.

### Main Pool - Refiberglass & Tile Replace

Category	065 Main Pool	Quantity	1 pool
		Unit Cost	\$90,000.000
		% of Replacement	100.00%
		Current Cost	\$90,000.00
Placed In Service	01/13	Future Cost	\$101,826.74
Useful Life	15		
		Assigned Reserves at FYB	\$60,000.00
Remaining Life	5	Monthly Member Contribution	\$579.31
Replacement Year	2028	Monthly Interest Contribution	\$36.77
		Total Monthly Contribution	\$616.08

Comments:

The pool was refiberglassed in October 2012 for \$71,725.

3,873 sq. ft. of refiberglassing  
 270 lin. ft. of trim tile  
 420 lin. ft. of lane tile  
 6 tile diamonds

# Park Paseo Homeowners Association

## Component Detail

Directed Cashflow Calculation Method; Sorted by Category

### Main Pool Area - Aluminum Trellis

Category	065 Main Pool	Quantity	1 total
		Unit Cost	\$55,000.00
		% of Replacement	100.00%
		Current Cost	\$55,000.00
Placed In Service	06/11	Future Cost	\$85,781.23
Useful Life	30		
		Assigned Reserves at FYB	\$0.00
Remaining Life	18	Monthly Member Contribution	\$281.95
Replacement Year	2041	Monthly Interest Contribution	\$0.96
		Total Monthly Contribution	\$282.91

Comments:

3,794 sq. ft.

The original wood trellis was replaced with an aluminum structure in June 2011 for \$40,232.

The current cost used for this component is based on actual expenditures incurred at last replacement, and has been adjusted for inflation where applicable.

# Park Paseo Homeowners Association

## Component Detail

Directed Cashflow Calculation Method; Sorted by Category

<b>Main Pool Area - Barbecue Island</b>
---

Category	065 Main Pool	Quantity	1 island
		Unit Cost	\$10,000.000
		% of Replacement	100.00%
		Current Cost	\$10,000.00
Placed In Service	01/21	Future Cost	\$15,596.59
Useful Life	20		
		Assigned Reserves at FYB	\$0.00
Remaining Life	18	Monthly Member Contribution	\$51.26
Replacement Year	2041	Monthly Interest Contribution	\$0.18
		Total Monthly Contribution	\$51.44

Comments:

The barbecue island/counters were replaced in 2020.

For budgeting purposes, we have used the next fiscal year's beginning date as the placed-in-service date for this component.

The island was done in 2011 with the replacement of the barbecues.

# Park Paseo Homeowners Association

## Component Detail

Directed Cashflow Calculation Method; Sorted by Category

### Main Pool Area - Barbecues

Category	065 Main Pool	Quantity	1 total
		Unit Cost	\$10,800.00
		% of Replacement	100.00%
		Current Cost	\$10,800.00
Placed In Service	01/21	Future Cost	\$11,630.42
Useful Life	5		
		Assigned Reserves at FYB	\$4,320.00
Remaining Life	3	Monthly Member Contribution	\$181.30
Replacement Year	2026	Monthly Interest Contribution	\$3.12
		Total Monthly Contribution	\$184.42

Comments:

The barbecues were replaced in 2020.

For budgeting purposes, we have used the next fiscal year's beginning date as the placed-in-service date for this component.

The middle built in barbecue was replaced in May 2019 for \$1,491.

The barbecues at the pool area were replaced in June 2011 for \$4,330.

These are AOG stainless steel barbecues:

3 built in barbecues	@	\$2,800.00	=	\$8,400.00
1 pedestal barbecue, spa area	@	\$2,400.00	=	\$2,400.00
		TOTAL	=	\$10,800.00



# Park Paseo Homeowners Association

## Component Detail

Directed Cashflow Calculation Method; Sorted by Category

<b>Main Pool Area - Ceramic Tile Shower</b>
---

Category	065 Main Pool	Quantity	1 shower
		Unit Cost	\$11,500.00
		% of Replacement	100.00%
		Current Cost	\$11,500.00
Placed In Service	07/21	Future Cost	\$17,936.08
Useful Life	20		
		Assigned Reserves at FYB	\$0.00
Remaining Life	18	Monthly Member Contribution	\$58.95
Replacement Year	2041	Monthly Interest Contribution	\$0.20
		Total Monthly Contribution	\$59.15

Comments:

This is an exterior shower:

88 sq. ft. of wall tile  
15 sq. ft. of floor tile

The exterior shower was redone in July 2021 for \$11,261.

According to the association, the tile was replaced in 2012.

The unit cost indicated represents the actual area to be replaced. The percentage of replacement has been increased above 100% to allow for a waste factor which should be considered when replacing this component.

# Park Paseo Homeowners Association

## Component Detail

Directed Cashflow Calculation Method; Sorted by Category

<b>Main Pool Area - Deck Pavers, Unfunded</b>
---

Category	065 Main Pool	Quantity	1 comment
		Unit Cost	\$0.00
		% of Replacement	0.00%
		Current Cost	\$0.00
Placed In Service	01/21	Future Cost	\$0.00
Useful Life	n.a.		
		Assigned Reserves at FYB	\$0.00
Remaining Life	n.a.	Monthly Member Contribution	\$0.00
Replacement Year	n.a.	Monthly Interest Contribution	\$0.00
		Total Monthly Contribution	\$0.00

Comments:

The concrete deck at the main pool area was replaced with concrete pavers in 2020.

For budgeting purposes, we have used the next fiscal year's beginning date as the placed-in-service date for this component.

We have excluded budgeting for the pavers at the pool area as we anticipate any needed repairs can be addressed on an as-needed basis.

# Park Paseo Homeowners Association

## Component Detail

Directed Cashflow Calculation Method; Sorted by Category

### Main Pool Area - Deck, Repairs

Category	065 Main Pool	Quantity	1 provision
		Unit Cost	\$7,500.00
		% of Replacement	100.00%
		Current Cost	\$7,500.00
Placed In Service	01/21	Future Cost	\$9,138.02
Useful Life	10		
		Assigned Reserves at FYB	\$1,500.00
Remaining Life	8	Monthly Member Contribution	\$65.66
Replacement Year	2031	Monthly Interest Contribution	\$1.09
		Total Monthly Contribution	\$66.75

#### Comments:

The concrete deck at the main pool area was replaced with concrete pavers in 2020.

For budgeting purposes, we have used the next fiscal year's beginning date as the placed-in-service date for this component.

We have excluded budgeting for the replacement of the pavers at the pool area as we anticipate any needed repairs can be addressed on an as-needed basis.

# Park Paseo Homeowners Association

## Component Detail

Directed Cashflow Calculation Method; Sorted by Category

### Main Pool Area - Furniture, Replace

Category	065 Main Pool	Quantity	1 total
		Unit Cost	\$75,000.00
		% of Replacement	100.00%
		Current Cost	\$75,000.00
Placed In Service	05/15	Future Cost	\$76,875.00
Useful Life	7		
Adjustment	+2	Assigned Reserves at FYB	\$66,346.15
Remaining Life	1	Monthly Member Contribution	\$782.68
Replacement Year	2024	Monthly Interest Contribution	\$41.14
		Total Monthly Contribution	\$823.82

#### Comments:

The strapped style pool furniture was replaced in May 2015 for \$62,362:

70 chaise lounges  
80 lounge chairs  
18 square tables  
27 tea tables  
13 umbrellas w/stands

The cost estimate for this component has been calculated based on the inventory identified herein. It is likely that future replacements will vary and, therefore, the cost used should be considered as a general indication of budgetary needs rather than specific to this inventory.

The remaining life of this component has been extended due to its condition at our most recent field inspection.

# Park Paseo Homeowners Association

## Component Detail

Directed Cashflow Calculation Method; Sorted by Category

### Main Spa - Filter

Category	065 Main Pool	Quantity	1 filter
		Unit Cost	\$1,600.000
		% of Replacement	100.00%
		Current Cost	\$1,600.00
Placed In Service	01/15	Future Cost	\$1,681.00
Useful Life	10		
		Assigned Reserves at FYB	\$1,280.00
Remaining Life	2	Monthly Member Contribution	\$14.66
Replacement Year	2025	Monthly Interest Contribution	\$0.79
		Total Monthly Contribution	\$15.45

Comments:

This is a Hayward 60 sq. ft. filter.

### Main Spa - Heater

Category	065 Main Pool	Quantity	1 heater
		Unit Cost	\$4,500.000
		% of Replacement	100.00%
		Current Cost	\$4,500.00
Placed In Service	02/14	Future Cost	\$4,612.50
Useful Life	10		
		Assigned Reserves at FYB	\$4,046.22
Remaining Life	1	Monthly Member Contribution	\$41.83
Replacement Year	2024	Monthly Interest Contribution	\$2.49
		Total Monthly Contribution	\$44.32

Comments:

This is a Raypak 400K BTU heater.

The spa heater was replaced in February 2014 for \$2,585.

# Park Paseo Homeowners Association

## Component Detail

Directed Cashflow Calculation Method; Sorted by Category

### Main Spa - Pump/Motor

Category	065 Main Pool	Quantity	1 system
		Unit Cost	\$1,500.00
		% of Replacement	100.00%
		Current Cost	\$1,500.00
Placed In Service	01/15	Future Cost	\$1,575.94
Useful Life	10		
		Assigned Reserves at FYB	\$1,200.00
Remaining Life	2	Monthly Member Contribution	\$13.74
Replacement Year	2025	Monthly Interest Contribution	\$0.74
		Total Monthly Contribution	\$14.49

Comments:

This is a 1HP pump system.

The actual date this component was placed into service is not available. For budgeting purposes, this date has been estimated based on its condition at our most recent field inspection.

### Main Spa - Pump/Motor, Booster

Category	065 Main Pool	Quantity	2 systems
		Unit Cost	\$1,500.00
		% of Replacement	100.00%
		Current Cost	\$3,000.00
Placed In Service	01/15	Future Cost	\$3,151.88
Useful Life	10		
		Assigned Reserves at FYB	\$2,400.00
Remaining Life	2	Monthly Member Contribution	\$27.48
Replacement Year	2025	Monthly Interest Contribution	\$1.49
		Total Monthly Contribution	\$28.97

Comments:

These are 3HP pump systems.

The actual date this component was placed into service is not available. For budgeting purposes, this date has been estimated based on its condition at our most recent field inspection.

# Park Paseo Homeowners Association

## Component Detail

Directed Cashflow Calculation Method; Sorted by Category

### Main Spa - Refiberglass & Tile Replacement

Category	065 Main Pool	Quantity	1 spa
		Unit Cost	\$12,000.00
		% of Replacement	100.00%
		Current Cost	\$12,000.00
Placed In Service	01/21	Future Cost	\$15,361.01
Useful Life	12		
		Assigned Reserves at FYB	\$2,000.00
Remaining Life	10	Monthly Member Contribution	\$89.02
Replacement Year	2033	Monthly Interest Contribution	\$1.47
		Total Monthly Contribution	\$90.48

#### Comments:

The spa was refiberglassed in 2020.

For budgeting purposes, we have used the next fiscal year's beginning date as the placed-in-service date for this component.

The spa was refiberglassed in October 2012 for \$8,770.

1 spa refiberglassing (313 sq. ft.)  
110 lin. ft. of trim tile

# Park Paseo Homeowners Association

## Component Detail

Directed Cashflow Calculation Method; Sorted by Category

### Main Spa - Sump Pump

Category	065 Main Pool	Quantity	1 pump
		Unit Cost	\$3,250.00
		% of Replacement	100.00%
		Current Cost	\$3,250.00
Placed In Service	04/19	Future Cost	\$3,587.39
Useful Life	8		
		Assigned Reserves at FYB	\$1,572.58
Remaining Life	4	Monthly Member Contribution	\$36.52
Replacement Year	2027	Monthly Interest Contribution	\$1.04
		Total Monthly Contribution	\$37.56

Comments:

This sump pump is located near the main spa area.

The sump pump was replaced in April 2019 for \$3,060.

The sump pump was replaced in June 2007 for \$2,301.

### Main Wader - Filter

Category	065 Main Pool	Quantity	1 filter
		Unit Cost	\$1,300.00
		% of Replacement	100.00%
		Current Cost	\$1,300.00
Placed In Service	08/00	Future Cost	\$1,748.36
Useful Life	12		
		Assigned Reserves at FYB	\$1,300.00
Remaining Life	0	Monthly Member Contribution	\$9.50
Replacement Year	2023	Monthly Interest Contribution	\$0.03
		Total Monthly Contribution	\$9.53

Comments:

This is a Hayward 36 sq. ft. filter.

The wader filter was replaced in August 2000.



# Park Paseo Homeowners Association

## Component Detail

Directed Cashflow Calculation Method; Sorted by Category

### Main Wader - Heater

Category	065 Main Pool	Quantity	1 heater
		Unit Cost	\$4,000.000
		% of Replacement	100.00%
		Current Cost	\$4,000.00
Placed In Service	07/06	Future Cost	\$5,379.56
Useful Life	12		
		Assigned Reserves at FYB	\$4,000.00
Remaining Life	0	Monthly Member Contribution	\$29.24
Replacement Year	2023	Monthly Interest Contribution	\$0.10
		Total Monthly Contribution	\$29.34

Comments:

This is a Raypak 267K BTU heater.

The wader heater was replaced in July 2006 for \$2,575.

### Main Wader - Pump/Motor

Category	065 Main Pool	Quantity	1 system
		Unit Cost	\$1,500.000
		% of Replacement	100.00%
		Current Cost	\$1,500.00
Placed In Service	03/13	Future Cost	\$1,920.13
Useful Life	10		
		Assigned Reserves at FYB	\$1,500.00
Remaining Life	0	Monthly Member Contribution	\$12.93
Replacement Year	2023	Monthly Interest Contribution	\$0.04
		Total Monthly Contribution	\$12.97

Comments:

This is a 1/2HP pump system.

# Park Paseo Homeowners Association

## Component Detail

Directed Cashflow Calculation Method; Sorted by Category

<b>Main Wader - Refiberglass &amp; Tile Replacement</b>
---

Category	065 Main Pool	Quantity	1 wader
		Unit Cost	\$12,500.00
		% of Replacement	100.00%
		Current Cost	\$12,500.00
Placed In Service	01/13	Future Cost	\$14,142.60
Useful Life	15		
		Assigned Reserves at FYB	\$8,333.33
Remaining Life	5	Monthly Member Contribution	\$80.46
Replacement Year	2028	Monthly Interest Contribution	\$5.10
		Total Monthly Contribution	\$85.56

Comments:

The wader was refiberglassed in October 2012 for \$9,100.

1 wader refiberglassing (286 sq. ft.)  
 67 lin. ft. of trim tile  
 15 lin. ft. of bench tile

The current cost used for this component is based on actual expenditures incurred at last replacement, and has been adjusted for inflation where applicable.

# Park Paseo Homeowners Association

## Component Detail

Directed Cashflow Calculation Method; Sorted by Category

<b>Prosa Cabana - Ceramic Tile, Interior</b>
--

Category	070 Prosa Pool	Quantity	1 total
		Unit Cost	\$3,780.00
		% of Replacement	103.00%
		Current Cost	\$3,893.40
		Future Cost	\$6,539.28
Placed In Service	04/19		
Useful Life	25		
		Assigned Reserves at FYB	\$0.00
Remaining Life	21	Monthly Member Contribution	\$17.54
Replacement Year	2044	Monthly Interest Contribution	\$0.06
		Total Monthly Contribution	\$17.60

Comments:

The restrooms at the Prosa cabana were remodeled in 2019.

108 lin. ft. of wall tile	@	\$35.00	=	\$3,780.00
		TOTAL	=	\$3,780.00

The unit cost indicated represents the actual area to be replaced. The percentage of replacement has been increased above 100% to allow for a waste factor which should be considered when replacing this component.

# Park Paseo Homeowners Association

## Component Detail

Directed Cashflow Calculation Method; Sorted by Category

<b>Prosa Cabana - Ceramic Tile, Shower</b>
--

Category	070 Prosa Pool	Quantity	1 shower
		Unit Cost	\$16,512.00
		% of Replacement	103.00%
		Current Cost	\$17,007.36
Placed In Service	04/19	Future Cost	\$28,565.25
Useful Life	25		
		Assigned Reserves at FYB	\$0.00
Remaining Life	21	Monthly Member Contribution	\$76.62
Replacement Year	2044	Monthly Interest Contribution	\$0.26
		Total Monthly Contribution	\$76.88

Comments:

The shower at the Prosa cabana was remodeled in 2019.

This is an exterior shower:

300 sq. ft. of wall tile	@	\$48.00	=	\$14,400.00
48 sq. ft. of floor tile	@	\$44.00	=	\$2,112.00
		<b>TOTAL</b>	<b>=</b>	<u>\$16,512.00</u>

The unit cost indicated represents the actual area to be replaced. The percentage of replacement has been increased above 100% to allow for a waste factor which should be considered when replacing this component.

# Park Paseo Homeowners Association

## Component Detail

Directed Cashflow Calculation Method; Sorted by Category

### Prosa Cabana - Counters

Category	070 Prosa Pool	Quantity	14 lin. ft.
		Unit Cost	\$280.000
		% of Replacement	100.00%
		Current Cost	\$3,920.00
Placed In Service	04/19	Future Cost	\$6,583.96
Useful Life	25		
		Assigned Reserves at FYB	\$0.00
Remaining Life	21	Monthly Member Contribution	\$17.66
Replacement Year	2044	Monthly Interest Contribution	\$0.06
		Total Monthly Contribution	\$17.72

Comments:

These are quartz counters.

The restrooms at the Prosa cabana were remodeled in 2019.

### Prosa Cabana - Doors

Category	070 Prosa Pool	Quantity	4 doors
		Unit Cost	\$900.000
		% of Replacement	100.00%
		Current Cost	\$3,600.00
Placed In Service	04/19	Future Cost	\$5,344.22
Useful Life	20		
		Assigned Reserves at FYB	\$0.00
Remaining Life	16	Monthly Member Contribution	\$20.42
Replacement Year	2039	Monthly Interest Contribution	\$0.07
		Total Monthly Contribution	\$20.48

Comments:

These are 3' x 6'8" exterior restroom doors.

The restrooms at the Prosa cabana were remodeled in 2019.

# Park Paseo Homeowners Association

## Component Detail

Directed Cashflow Calculation Method; Sorted by Category

### Prosa Cabana - Drinking Fountain

Category	070 Prosa Pool	Quantity	1 fountain
		Unit Cost	\$2,300.000
		% of Replacement	100.00%
		Current Cost	\$2,300.00
Placed In Service	01/82	Future Cost	\$3,768.82
Useful Life	20		
		Assigned Reserves at FYB	\$2,300.00
Remaining Life	0	Monthly Member Contribution	\$10.79
Replacement Year	2023	Monthly Interest Contribution	\$0.04
		Total Monthly Contribution	\$10.83

Comments:

This is a stainless steel, wall mounted drinking fountain.

### Prosa Cabana - Epoxy Floors

Category	070 Prosa Pool	Quantity	344 sq. ft.
		Unit Cost	\$13.500
		% of Replacement	100.00%
		Current Cost	\$4,644.00
Placed In Service	04/19	Future Cost	\$5,658.26
Useful Life	12		
		Assigned Reserves at FYB	\$1,482.13
Remaining Life	8	Monthly Member Contribution	\$35.57
Replacement Year	2031	Monthly Interest Contribution	\$0.98
		Total Monthly Contribution	\$36.55

Comments:

The unit cost indicated represents the actual area to be replaced. The percentage of replacement has been increased above 100% to allow for a waste factor which should be considered when replacing this component.

# Park Paseo Homeowners Association

## Component Detail

Directed Cashflow Calculation Method; Sorted by Category

### Prosa Cabana - Plumbing Fixtures

Category	070 Prosa Pool	Quantity	1 total
		Unit Cost	\$7,600.00
		% of Replacement	100.00%
		Current Cost	\$7,600.00
Placed In Service	04/19	Future Cost	\$12,764.82
Useful Life	25		
		Assigned Reserves at FYB	\$0.00
Remaining Life	21	Monthly Member Contribution	\$34.24
Replacement Year	2044	Monthly Interest Contribution	\$0.12
		Total Monthly Contribution	\$34.36

Comments:

The restrooms at the Prosa cabana were remodeled in 2019.

4 counter rectangle sinks	@	\$800.00	=	\$3,200.00
3 toilets, flush valve type	@	\$1,100.00	=	\$3,300.00
1 wall mounted urinal	@	\$1,100.00	=	\$1,100.00
		TOTAL	=	\$7,600.00

# Park Paseo Homeowners Association

## Component Detail

Directed Cashflow Calculation Method; Sorted by Category

<b>Prosa Cabana - Restroom Partitions</b>
---

Category	070 Prosa Pool	Quantity	1 total
		Unit Cost	\$6,300.00
		% of Replacement	100.00%
		Current Cost	\$6,300.00
Placed In Service	04/19	Future Cost	\$10,581.37
Useful Life	25		
		Assigned Reserves at FYB	\$0.00
Remaining Life	21	Monthly Member Contribution	\$28.38
Replacement Year	2044	Monthly Interest Contribution	\$0.10
		Total Monthly Contribution	\$28.48

Comments:

The restrooms at the Prosa cabana were remodeled in 2019.

These are solid plastic partitions:

3 toilet partitions	@	\$1,800.00	=	\$5,400.00
1 urinal partition	@	\$900.00	=	\$900.00
		<b>TOTAL</b>	<b>=</b>	<u>\$6,300.00</u>



# Park Paseo Homeowners Association

## Component Detail

Directed Cashflow Calculation Method; Sorted by Category

### Prosa Cabana - Termite Control/Fumigation

Category	070 Prosa Pool	Quantity	1 cabana
		Unit Cost	\$1,800.000
		% of Replacement	100.00%
		Current Cost	\$1,800.00
Placed In Service	01/20	Future Cost	\$2,420.80
Useful Life	15		
		Assigned Reserves at FYB	\$0.00
Remaining Life	12	Monthly Member Contribution	\$13.16
Replacement Year	2035	Monthly Interest Contribution	\$0.05
		Total Monthly Contribution	\$13.21

Comments:

The Prosa cabana was fumigated in 2019.

For budgeting purposes, we have used the next fiscal year's beginning date as the placed-in-service date for this component.

The cost for this component has been provided by the client and incorporated into this analysis at their request.

### Prosa Cabana - Water Heater

Category	070 Prosa Pool	Quantity	1 heater
		Unit Cost	\$5,000.000
		% of Replacement	100.00%
		Current Cost	\$5,000.00
Placed In Service	06/15	Future Cost	\$6,092.01
Useful Life	16		
		Assigned Reserves at FYB	\$2,433.16
Remaining Life	8	Monthly Member Contribution	\$30.59
Replacement Year	2031	Monthly Interest Contribution	\$1.52
		Total Monthly Contribution	\$32.11

Comments:

The Noritz tankless water heater was replaced in June 2015 for \$4,395.

The current cost used for this component is based on actual expenditures incurred at last replacement, and has been adjusted for inflation where applicable.

# Park Paseo Homeowners Association

## Component Detail

Directed Cashflow Calculation Method; Sorted by Category

### Prosa Cabana - Wood Repairs

Category	070 Prosa Pool	Quantity	1 provision
		Unit Cost	\$3,000.000
		% of Replacement	100.00%
		Current Cost	\$3,000.00
Placed In Service	01/20	Future Cost	\$3,151.88
Useful Life	5		
		Assigned Reserves at FYB	\$1,800.00
Remaining Life	2	Monthly Member Contribution	\$50.77
Replacement Year	2025	Monthly Interest Contribution	\$1.22
		Total Monthly Contribution	\$51.99

#### Comments:

This is a provision for wood repairs to the Prosa cabana.

The association spent approximately \$3,000 for wood repairs to the Prosa cabana by the end of 2019.

For budgeting purposes, we have used the next fiscal year's beginning date as the placed-in-service date for this component.

### Prosa Pool - Filters

Category	070 Prosa Pool	Quantity	2 filters
		Unit Cost	\$1,600.000
		% of Replacement	100.00%
		Current Cost	\$3,200.00
Placed In Service	01/20	Future Cost	\$3,996.36
Useful Life	12		
		Assigned Reserves at FYB	\$800.00
Remaining Life	9	Monthly Member Contribution	\$23.91
Replacement Year	2032	Monthly Interest Contribution	\$0.55
		Total Monthly Contribution	\$24.46

#### Comments:

According to the association, the Prosa pool filters were replaced in 2020.

# Park Paseo Homeowners Association

## Component Detail

Directed Cashflow Calculation Method; Sorted by Category

### Prosa Pool - Heater

Category	070 Prosa Pool	Quantity	1 heater
		Unit Cost	\$6,000.000
		% of Replacement	100.00%
		Current Cost	\$6,000.00
Placed In Service	07/18	Future Cost	\$7,132.11
Useful Life	12		
		Assigned Reserves at FYB	\$2,347.83
Remaining Life	7	Monthly Member Contribution	\$47.12
Replacement Year	2030	Monthly Interest Contribution	\$1.53
		Total Monthly Contribution	\$48.64

Comments:

This is a Raypak 400K BTU heater.

The pool heater was replaced in July 2018 for a discounted price \$3,816. We have budgeted \$6,000 for the next replacement cycle.

### Prosa Pool - Motors/Pumps

Category	070 Prosa Pool	Quantity	2 systems
		Unit Cost	\$1,500.000
		% of Replacement	100.00%
		Current Cost	\$3,000.00
Placed In Service	01/20	Future Cost	\$3,566.06
Useful Life	10		
		Assigned Reserves at FYB	\$900.00
Remaining Life	7	Monthly Member Contribution	\$26.46
Replacement Year	2030	Monthly Interest Contribution	\$0.61
		Total Monthly Contribution	\$27.08

Comments:

These are 2HP pump systems.

The Prosa motors were replaced in 2020.

The motor on pump 1 was replaced in July 2018 for \$715 and the motor for pump 2 was replaced for \$341.

# Park Paseo Homeowners Association

## Component Detail

Directed Cashflow Calculation Method; Sorted by Category

### Prosa Pool - Refiberglass & Tile Replace

Category	070 Prosa Pool	Quantity	1 pool
		Unit Cost	\$45,000.00
		% of Replacement	100.00%
		Current Cost	\$45,000.00
Placed In Service	01/13	Future Cost	\$50,913.37
Useful Life	15		
		Assigned Reserves at FYB	\$30,000.00
Remaining Life	5	Monthly Member Contribution	\$289.65
Replacement Year	2028	Monthly Interest Contribution	\$18.39
		Total Monthly Contribution	\$308.04

#### Comments:

The pool was refiberglassed in October 2012 for \$31,350.

1,560 sq. ft. of refiberglassing  
170 lin. ft. of trim tile  
36 lin. ft. of bench tile

The current cost used for this component is based on actual expenditures incurred at last replacement, and has been adjusted for inflation where applicable.

# Park Paseo Homeowners Association

## Component Detail

Directed Cashflow Calculation Method; Sorted by Category

### Prosa Pool Area - Aluminum Trellis

Category	070 Prosa Pool	Quantity	1 total
		Unit Cost	\$15,000.000
		% of Replacement	100.00%
		Current Cost	\$15,000.00
Placed In Service	01/10	Future Cost	\$22,824.27
Useful Life	30		
		Assigned Reserves at FYB	\$0.00
Remaining Life	17	Monthly Member Contribution	\$80.74
Replacement Year	2040	Monthly Interest Contribution	\$0.28
		Total Monthly Contribution	\$81.01

Comments:

1,105 sq. ft.

The original wood trellis was replaced with an aluminum structure in November 2009 for \$10,280.

The current cost used for this component is based on actual expenditures incurred at last replacement, and has been adjusted for inflation where applicable.

# Park Paseo Homeowners Association

## Component Detail

Directed Cashflow Calculation Method; Sorted by Category

### Prosa Pool Area - Barbecues

Category	070 Prosa Pool	Quantity	2 barbecues
		Unit Cost	\$2,400.000
		% of Replacement	100.00%
		Current Cost	\$4,800.00
Placed In Service	08/11	Future Cost	\$4,920.00
Useful Life	8		
Adjustment	+5	Assigned Reserves at FYB	\$4,413.42
Remaining Life	1	Monthly Member Contribution	\$36.99
Replacement Year	2024	Monthly Interest Contribution	\$2.69
		Total Monthly Contribution	\$39.68

#### Comments:

These are AOG gas pedestal barbecues.

The barbecues were relocated at the Prosa pool to the lower deck area.

The barbecues were repaired recently.

The barbecues at the pool area were replaced in August 2011 for \$3,540.

The remaining life of this component has been extended due to its condition at our most recent field inspection.

# Park Paseo Homeowners Association

## Component Detail

Directed Cashflow Calculation Method; Sorted by Category

### Prosa Pool Area - Deck, Repairs

Category	070 Prosa Pool	Quantity	1 provision
		Unit Cost	\$5,000.00
		% of Replacement	100.00%
		Current Cost	\$5,000.00
Placed In Service	01/21	Future Cost	\$6,092.01
Useful Life	10		
		Assigned Reserves at FYB	\$1,000.00
Remaining Life	8	Monthly Member Contribution	\$43.77
Replacement Year	2031	Monthly Interest Contribution	\$0.73
		Total Monthly Contribution	\$44.51

#### Comments:

This component is for repairs to the pavers.

The pool deck was replaced with pavers in 2020 at a cost of approximately \$136,000.

For budgeting purposes, we have used the next fiscal year's beginning date as the placed-in-service date for this component.

# Park Paseo Homeowners Association

## Component Detail

Directed Cashflow Calculation Method; Sorted by Category

### Prosa Pool Area - Furniture

Category	070 Prosa Pool	Quantity	1 total
		Unit Cost	\$20,500.00
		% of Replacement	100.00%
		Current Cost	\$20,500.00
Placed In Service	05/15	Future Cost	\$21,012.50
Useful Life	7		
Adjustment	+2	Assigned Reserves at FYB	\$18,134.62
Remaining Life	1	Monthly Member Contribution	\$213.93
Replacement Year	2024	Monthly Interest Contribution	\$11.25
		Total Monthly Contribution	\$225.18

Comments:

The pool furniture was replaced in May 2015 for \$16,888:

- 25 chaise lounges
- 16 lounge chairs
- 4 square tables
- 7 tea tables
- 9 new umbrellas w/8 new umbrella bases

The umbrellas were replaced in 2019 at a cost of \$120 each and paid for through operating.

The cost estimate for this component has been calculated based on the inventory identified herein. It is likely that future replacements will vary and, therefore, the cost used should be considered as a general indication of budgetary needs rather than specific to this inventory.

The current cost used for this component is based on actual expenditures incurred at last replacement, and has been adjusted for inflation where applicable.

The remaining life of this component has been extended due to its condition at our most recent field inspection.



# Park Paseo Homeowners Association

## Component Detail

Directed Cashflow Calculation Method; Sorted by Category

### Tennis Courts - Benches

Category	080 Tennis	Quantity	14 benches
		Unit Cost	\$1,600.00
		% of Replacement	100.00%
		Current Cost	\$22,400.00
Placed In Service	01/11	Future Cost	\$27,292.22
Useful Life	20		
		Assigned Reserves at FYB	\$13,440.00
Remaining Life	8	Monthly Member Contribution	\$113.71
Replacement Year	2031	Monthly Interest Contribution	\$8.19
		Total Monthly Contribution	\$121.90

Comments:

These are synthetic wood benches w/backpack located at the tennis courts.

Four benches were added, five were replaced and the remaining benches were repaired in 2010 for \$18,000.

### Tennis Courts - Chain Link Fencing

Category	080 Tennis	Quantity	1 total
		Unit Cost	\$28,230.00
		% of Replacement	100.00%
		Current Cost	\$28,230.00
Placed In Service	01/77	Future Cost	\$36,136.79
Useful Life	35		
Adjustment	+21	Assigned Reserves at FYB	\$16,697.83
Remaining Life	10	Monthly Member Contribution	\$122.78
Replacement Year	2033	Monthly Interest Contribution	\$10.10
		Total Monthly Contribution	\$132.88

Comments:

480 lin. ft. of 10' fencing	@	\$46.00	=	\$22,080.00
246 lin. ft. of 3' fencing	@	\$25.00	=	\$6,150.00
		<b>TOTAL</b>	<b>=</b>	<b>\$28,230.00</b>

The remaining life of this component has been extended due to its condition at our most recent field inspection.

# Park Paseo Homeowners Association

## Component Detail

Directed Cashflow Calculation Method; Sorted by Category

### Tennis Courts - Deck Caulking

Category	080 Tennis	Quantity	343 lin. ft.
		Unit Cost	\$7.500
		% of Replacement	100.00%
		Current Cost	\$2,572.50
Placed In Service	01/17	Future Cost	\$2,839.56
Useful Life	4		
		Assigned Reserves at FYB	\$2,572.50
Remaining Life	0	Monthly Member Contribution	\$52.64
Replacement Year	2023	Monthly Interest Contribution	\$0.18
		Total Monthly Contribution	\$52.82

Comments:

The deck caulking at the tennis courts was replaced in September 2016 for \$2,401.

The current cost used for this component is based on actual expenditures incurred at last replacement, and has been adjusted for inflation where applicable.

### Tennis Courts - Lighting

Category	080 Tennis	Quantity	16 fixtures
		Unit Cost	\$1,400.000
		% of Replacement	100.00%
		Current Cost	\$22,400.00
Placed In Service	03/22	Future Cost	\$35,809.76
Useful Life	20		
		Assigned Reserves at FYB	\$0.00
Remaining Life	19	Monthly Member Contribution	\$109.70
Replacement Year	2042	Monthly Interest Contribution	\$0.38
		Total Monthly Contribution	\$110.08

Comments:

These are LED fixtures.

The tennis court lighting was replaced in 2022 with LED fixtures for \$9,000.

# Park Paseo Homeowners Association

## Component Detail

Directed Cashflow Calculation Method; Sorted by Category

### Tennis Courts - Resurfacing

Category	080 Tennis	Quantity	14,400 sq. ft.
		Unit Cost	\$0.750
		% of Replacement	100.00%
		Current Cost	\$10,800.00
Placed In Service	01/15	Future Cost	\$11,070.00
Useful Life	6		
Adjustment	+3	Assigned Reserves at FYB	\$9,600.00
Remaining Life	1	Monthly Member Contribution	\$109.09
Replacement Year	2024	Monthly Interest Contribution	\$5.94
		Total Monthly Contribution	\$115.03

#### Comments:

The tennis courts were resurfaced and windscreens replaced in January 2015 for \$12,140.

The current cost used for this component is based on actual expenditures incurred at last replacement, and has been adjusted for inflation where applicable.

The remaining life of this component has been extended due to its condition at our most recent field inspection.

# Park Paseo Homeowners Association

## Component Detail

Directed Cashflow Calculation Method; Sorted by Category

### Tennis Courts - Windscreen

Category	080 Tennis	Quantity	3,954 sq. ft.
		Unit Cost	\$1.400
		% of Replacement	100.00%
		Current Cost	\$5,535.60
Placed In Service	01/15	Future Cost	\$5,673.99
Useful Life	6		
Adjustment	+3	Assigned Reserves at FYB	\$4,920.53
Remaining Life	1	Monthly Member Contribution	\$55.92
Replacement Year	2024	Monthly Interest Contribution	\$3.04
		Total Monthly Contribution	\$58.96

#### Comments:

The tennis courts were resurfaced and windscreens replaced in January 2015 for \$12,140.

The current cost used for this component is based on actual expenditures incurred at last replacement, and has been adjusted for inflation where applicable.

The remaining life of this component has been extended due to its condition at our most recent field inspection.

# Park Paseo Homeowners Association

## Component Detail

Directed Cashflow Calculation Method; Sorted by Category

### Park Areas - Benches

Category	085 Park Areas	Quantity	1 total
		Unit Cost	\$13,500.00
		% of Replacement	100.00%
		Current Cost	\$13,500.00
Placed In Service	02/11	Future Cost	\$16,448.44
Useful Life	20		
		Assigned Reserves at FYB	\$8,077.41
Remaining Life	8	Monthly Member Contribution	\$68.74
Replacement Year	2031	Monthly Interest Contribution	\$4.92
		Total Monthly Contribution	\$73.65

#### Comments:

These synthetic wood benches w/backers are located along the greenbelts, pool/tennis areas and playgrounds.

Twelve benches were added in February 2011 for a cost of \$10,277. This included the concrete footings.

The current cost used for this component is based on actual expenditures incurred at last replacement, and has been adjusted for inflation where applicable.

# Park Paseo Homeowners Association

## Component Detail

Directed Cashflow Calculation Method; Sorted by Category

### Park Areas - Play Equipment, Alba

Category	085 Park Areas	Quantity	1 total
		Unit Cost	\$45,000.000
		% of Replacement	100.00%
		Current Cost	\$45,000.00
Placed In Service	01/99	Future Cost	\$47,278.13
Useful Life	20		
Adjustment	+6	Assigned Reserves at FYB	\$41,538.46
Remaining Life	2	Monthly Member Contribution	\$197.28
Replacement Year	2025	Monthly Interest Contribution	\$24.77
		Total Monthly Contribution	\$222.05

#### Comments:

This play equipment was purchased in January 1999 for \$13,997

- 1 large play structure
- 1 swing set, 2 swings
- 1 spring mate

The remaining life of this component has been extended due to its condition at our most recent field inspection.

# Park Paseo Homeowners Association

## Component Detail

Directed Cashflow Calculation Method; Sorted by Category

### Park Areas - Play Equipment, Main Pool

Category	085 Park Areas	Quantity	1 total
		Unit Cost	\$62,000.000
		% of Replacement	100.00%
		Current Cost	\$62,000.00
Placed In Service	07/97	Future Cost	\$65,138.75
Useful Life	20		
Adjustment	+8	Assigned Reserves at FYB	\$57,490.91
Remaining Life	2	Monthly Member Contribution	\$261.72
Replacement Year	2025	Monthly Interest Contribution	\$34.24
		Total Monthly Contribution	\$295.95

#### Comments:

This play equipment was purchased in July 1997:

#### Main Pool:

- 1 large play structure
- 1 monkey bar structure

The remaining life of this component has been extended due to its condition at our most recent field inspection.

# Park Paseo Homeowners Association

## Component Detail

Directed Cashflow Calculation Method; Sorted by Category

### Park Areas - Play Equipment, Prosa

Category	085 Park Areas	Quantity	1 total
		Unit Cost	\$28,000.00
		% of Replacement	100.00%
		Current Cost	\$28,000.00
Placed In Service	07/97	Future Cost	\$29,417.50
Useful Life	20		
Adjustment	+8	Assigned Reserves at FYB	\$25,963.64
Remaining Life	2	Monthly Member Contribution	\$118.19
Replacement Year	2025	Monthly Interest Contribution	\$15.46
		Total Monthly Contribution	\$133.66

#### Comments:

This play equipment was purchased in July 1997:

Prosa Pool:  
1 small play structure

The slide was replaced and installed in 2019 for \$3,241.

The remaining life of this component has been extended due to its condition at our most recent field inspection.



# Park Paseo Homeowners Association

## Component Detail

Directed Cashflow Calculation Method; Sorted by Category

### Park Areas - Play Flooring, Main Pool, Replace

Category	085 Park Areas	Quantity	1 total
		Unit Cost	\$45,000.00
		% of Replacement	100.00%
		Current Cost	\$45,000.00
Placed In Service	10/15	Future Cost	\$47,278.13
Useful Life	10		
		Assigned Reserves at FYB	\$35,270.27
Remaining Life	2	Monthly Member Contribution	\$440.59
Replacement Year	2025	Monthly Interest Contribution	\$21.95
		Total Monthly Contribution	\$462.54

Comments:

The sand was replaced with rubberized play flooring in October 2015 for \$41,458.

The current cost used for this component is based on actual expenditures incurred at last replacement, and has been adjusted for inflation where applicable.

### Park Areas - Play Flooring, Main Pool, Seal

Category	085 Park Areas	Quantity	1 total
		Unit Cost	\$3,500.00
		% of Replacement	100.00%
		Current Cost	\$3,500.00
Placed In Service	01/23	Future Cost	\$3,677.19
Useful Life	2		
		Assigned Reserves at FYB	\$0.00
Remaining Life	2	Monthly Member Contribution	\$140.75
Replacement Year	2025	Monthly Interest Contribution	\$0.48
		Total Monthly Contribution	\$141.23

Comments:

The play flooring will be repaired and sealed in 2022 for \$3,500.

For budgeting purposes, we have used the next fiscal year's beginning date as the placed-in-service date for this component.

The rubber floor cover was sealed in April 2019 for \$2,520.

# Park Paseo Homeowners Association

## Component Detail

Directed Cashflow Calculation Method; Sorted by Category

### Park Areas - Play Sand, Replenish, Prosa

Category	085 Park Areas	Quantity	1 total
		Unit Cost	\$9,000.00
		% of Replacement	100.00%
		Current Cost	\$9,000.00
Placed In Service	09/14	Future Cost	\$9,455.63
Useful Life	10		
Adjustment	+1	Assigned Reserves at FYB	\$7,258.06
Remaining Life	2	Monthly Member Contribution	\$80.20
Replacement Year	2025	Monthly Interest Contribution	\$4.48
		Total Monthly Contribution	\$84.68

#### Comments:

The sand was replaced in September 2014 for \$8,200.

70 cu. yds.

The current cost used for this component is based on actual expenditures incurred at last replacement, and has been adjusted for inflation where applicable.

For budgeting purposes, we have used the next fiscal year's beginning date as the placed-in-service date for this component.

# Park Paseo Homeowners Association

## Component Detail

Directed Cashflow Calculation Method; Sorted by Category

### Park Areas - Trash Receptacles

Category	085 Park Areas	Quantity	9 receptacles
		Unit Cost	\$1,300.000
		% of Replacement	100.00%
		Current Cost	\$11,700.00
Placed In Service	01/11	Future Cost	\$16,128.58
Useful Life	25		
		Assigned Reserves at FYB	\$0.00
Remaining Life	13	Monthly Member Contribution	\$79.61
Replacement Year	2036	Monthly Interest Contribution	\$0.27
		Total Monthly Contribution	\$79.88

Comments:

These concrete trash receptacles were purchased in 2010.

The lids have rusted and been replaced twice since they have been purchased. The board recommends brushed aluminum or similar material for future replacement.

### Park Areas - Wood Chips, Alba

Category	085 Park Areas	Quantity	1 total
		Unit Cost	\$4,500.000
		% of Replacement	100.00%
		Current Cost	\$4,500.00
Placed In Service	09/16	Future Cost	\$4,612.50
Useful Life	8		
		Assigned Reserves at FYB	\$3,886.36
Remaining Life	1	Monthly Member Contribution	\$54.36
Replacement Year	2024	Monthly Interest Contribution	\$2.44
		Total Monthly Contribution	\$56.79

Comments:

The wood chips were replenished in 2018 for \$4,224.

The current cost used for this component is based on actual expenditures incurred at last replacement, and has been adjusted for inflation where applicable.

# Park Paseo Homeowners Association

## Component Detail

Directed Cashflow Calculation Method; Sorted by Category

### Landscape - Irrigation, Controller Enclosures

Category	095 Landscaping	Quantity	6 enclosures
		Unit Cost	\$2,675.000
		% of Replacement	100.00%
		Current Cost	\$16,050.00
Placed In Service	01/77	Future Cost	\$33,665.96
Useful Life	30		
		Assigned Reserves at FYB	\$16,050.00
Remaining Life	0	Monthly Member Contribution	\$54.49
Replacement Year	2023	Monthly Interest Contribution	\$0.19
		Total Monthly Contribution	\$54.67

Comments:

These are metal enclosures.

5 of the irrigation controllers have small wall-mounted enclosures that have been excluded from budgeting due to the minimal size of this expense.

### Landscape - Irrigation, Controllers

Category	095 Landscaping	Quantity	1 total
		Unit Cost	\$39,600.000
		% of Replacement	100.00%
		Current Cost	\$39,600.00
Placed In Service	01/13	Future Cost	\$44,803.77
Useful Life	15		
		Assigned Reserves at FYB	\$26,400.00
Remaining Life	5	Monthly Member Contribution	\$254.90
Replacement Year	2028	Monthly Interest Contribution	\$16.18
		Total Monthly Contribution	\$271.07

Comments:

The controllers were replaced in 2013 for \$29,700:

11 Weathertrak 24 station controllers	@	\$3,600.00	=	\$39,600.00
		TOTAL	=	\$39,600.00

The current cost used for this component is based on actual expenditures incurred at last replacement, and has been adjusted for inflation where applicable.

# Park Paseo Homeowners Association

## Component Detail

Directed Cashflow Calculation Method; Sorted by Category

### Landscape - Tree Removal & Replacement

Category	095 Landscaping	Quantity	1 total
		Unit Cost	\$45,000.000
		% of Replacement	100.00%
		Current Cost	\$45,000.00
Placed In Service	01/22	Future Cost	\$46,125.00
Useful Life	1		
		Assigned Reserves at FYB	\$45,000.00
Remaining Life	0	Monthly Member Contribution	\$3,587.54
Replacement Year	2023	Monthly Interest Contribution	\$12.21
		Total Monthly Contribution	\$3,599.75

Comments:

At the request of the association, we have budgeted \$45,000 each year for tree removal & replacement.

### Landscape - Tree Trimming, Blue Gum

Category	095 Landscaping	Quantity	1 total
		Unit Cost	\$38,000.000
		% of Replacement	100.00%
		Current Cost	\$38,000.00
Placed In Service	02/17	Future Cost	\$39,923.75
Useful Life	2		
		Assigned Reserves at FYB	\$38,000.00
Remaining Life	0	Monthly Member Contribution	\$1,528.14
Replacement Year	2023	Monthly Interest Contribution	\$5.20
		Total Monthly Contribution	\$1,533.34

Comments:

The following amounts were spent for Blue Gum tree trimming:

2017 - \$36,774  
2012 - \$10,175

# Park Paseo Homeowners Association

## Component Detail

Directed Cashflow Calculation Method; Sorted by Category

### Landscape - Tree Trimming, Common

Category	095 Landscaping	Quantity	1 total
		Unit Cost	\$35,000.00
		% of Replacement	100.00%
		Current Cost	\$35,000.00
Placed In Service	06/16	Future Cost	\$37,691.17
Useful Life	3		
		Assigned Reserves at FYB	\$35,000.00
Remaining Life	0	Monthly Member Contribution	\$946.61
Replacement Year	2023	Monthly Interest Contribution	\$3.22
		Total Monthly Contribution	\$949.83

Comments:

The following amounts were spent for Common tree trimming:

2016 - \$34,162  
 2014 - \$34,000  
 2010 - \$34,000  
 2006 - \$35,725

### Landscape - Tree Trimming, Jacaranda

Category	095 Landscaping	Quantity	1 total
		Unit Cost	\$15,500.00
		% of Replacement	100.00%
		Current Cost	\$15,500.00
Placed In Service	01/20	Future Cost	\$15,887.50
Useful Life	4		
		Assigned Reserves at FYB	\$11,625.00
Remaining Life	1	Monthly Member Contribution	\$325.18
Replacement Year	2024	Monthly Interest Contribution	\$7.85
		Total Monthly Contribution	\$333.03

Comments:

This is for the Jacaranda tree trimming, usually completed concurrently with the City of Irvine when they trim the islands and entries.

# Park Paseo Homeowners Association

## Component Detail

Directed Cashflow Calculation Method; Sorted by Category

### Landscape - Tree Trimming, Red Ironbark

Category	095 Landscaping	Quantity	1 total
		Unit Cost	\$7,750.000
		% of Replacement	100.00%
		Current Cost	\$7,750.00
Placed In Service	01/21	Future Cost	\$8,142.34
Useful Life	4		
		Assigned Reserves at FYB	\$3,875.00
Remaining Life	2	Monthly Member Contribution	\$161.25
Replacement Year	2025	Monthly Interest Contribution	\$2.80
		Total Monthly Contribution	\$164.04

Comments:

This is for the Red Ironbark tree trimming.

### Signs - Monument

Category	100 Grounds	Quantity	1 provision
		Unit Cost	\$40,000.000
		% of Replacement	100.00%
		Current Cost	\$40,000.00
Placed In Service	04/19	Future Cost	\$67,183.27
Useful Life	25		
		Assigned Reserves at FYB	\$0.00
Remaining Life	21	Monthly Member Contribution	\$180.21
Replacement Year	2044	Monthly Interest Contribution	\$0.61
		Total Monthly Contribution	\$180.83

Comments:

These signs are located at the clubhouse and the east & west sides of Yale.

Three new monument signs were installed in April 2019 for \$28,634.

# Park Paseo Homeowners Association

## Detail Report Index

	<b>Page</b>
Clubhouse - Billiards Tables	55
Clubhouse - Bulletin Boards, Unfunded	56
Clubhouse - Camera System	56
Clubhouse - Carpeting	57
Clubhouse - Doors, Exterior, Closets	58
Clubhouse - Doors, Exterior, Entry	59
Clubhouse - Doors, Exterior, Pool Access	59
Clubhouse - Doors, Exterior, Restrooms	60
Clubhouse - Doors, Kitchen	60
Clubhouse - Doors, Sliding Glass	61
Clubhouse - Drinking Fountain	61
Clubhouse - Exterior Staircase	62
Clubhouse - FOB System	62
Clubhouse - Furnishings	63
Clubhouse - HVAC, Club/Office	64
Clubhouse - Kitchen, Appliances	65
Clubhouse - Kitchen, Appliances, Refrigerator	66
Clubhouse - Kitchen, Cabinets/Counters	67
Clubhouse - Kitchen, Sink	68
Clubhouse - Office, Computers	68
Clubhouse - Office, Printer	69
Clubhouse - Office, Remodel	70
Clubhouse - Porcelain Tile, Floor	71
Clubhouse - Restroom, Ceramic Tile	71
Clubhouse - Restroom, Counters	72
Clubhouse - Restroom, Epoxy Floor	72
Clubhouse - Restroom, Lockers/Benches	73
Clubhouse - Restroom, Partitions	73
Clubhouse - Restroom, Plumbing Fixtures	74
Clubhouse - Restroom, Shower Doors	74
Clubhouse - Termite Control/Fumigation	75
Clubhouse - Water Heater	75
Clubhouse - Window Blinds/Tinting	76
Clubhouse - Wood Deck/Railing	76
Fencing - Anodized Aluminum, Main Pool	44
Fencing - Anodized Aluminum, Prosa Pool	45
Fencing - Wrought Iron, Streets	46
Landscape - Irrigation, Controller Enclosures	117
Landscape - Irrigation, Controllers	117
Landscape - Tree Removal & Replacement	118
Landscape - Tree Trimming, Blue Gum	118
Landscape - Tree Trimming, Common	119
Landscape - Tree Trimming, Jacaranda	119
Landscape - Tree Trimming, Red Ironbark	120



# Park Paseo Homeowners Association

## Detail Report Index

	<b>Page</b>
Lighting - Exterior, Main Pool/Club	49
Lighting - Exterior, Monument	50
Lighting - Exterior, Parking	50
Lighting - Exterior, Prosa, Newer	51
Lighting - Exterior, Prosa, Older	51
Lighting - Exterior, Volleyball	52
Lighting - Exterior, Walkway, Bollards	52
Lighting - Interior, Clubhouse, Newer	53
Lighting - Interior, Clubhouse, Original	54
Lighting - Interior, Prosa Cabana	55
Main Pool - Filters	77
Main Pool - Heaters	77
Main Pool - Motors/Pumps	78
Main Pool - Refiberglass & Tile Replace	78
Main Pool Area - Aluminum Trellis	79
Main Pool Area - Barbecue Island	80
Main Pool Area - Barbecues	81
Main Pool Area - Ceramic Tile Shower	82
Main Pool Area - Deck Pavers, Unfunded	83
Main Pool Area - Deck, Repairs	84
Main Pool Area - Furniture, Replace	85
Main Spa - Filter	86
Main Spa - Heater	86
Main Spa - Pump/Motor	87
Main Spa - Pump/Motor, Booster	87
Main Spa - Refiberglass & Tile Replacement	88
Main Spa - Sump Pump	89
Main Wader - Filter	89
Main Wader - Heater	90
Main Wader - Pump/Motor	90
Main Wader - Refiberglass & Tile Replacement	91
Painting - Aluminum, Pool Areas, Unfunded	38
Painting - Interior, Clubhouse	39
Painting - Interior, Clubhouse Restrooms	39
Painting - Interior, Prosa Restrooms	40
Painting - Main Spa Equipment Room	40
Painting - Stucco	41
Painting - Wood/Trim, Clubhouse	41
Painting - Wood/Trim, Prosa	42
Painting - Wrought Iron, Streets, Unfunded	43
Park Areas - Benches	110
Park Areas - Play Equipment, Alba	111
Park Areas - Play Equipment, Main Pool	112
Park Areas - Play Equipment, Prosa	113

# Park Paseo Homeowners Association

## Detail Report Index

	<b>Page</b>
Park Areas - Play Flooring, Main Pool, Replace	114
Park Areas - Play Flooring, Main Pool, Seal	114
Park Areas - Play Sand, Replenish, Prosa	115
Park Areas - Trash Receptacles	116
Park Areas - Wood Chips, Alba	116
Parking Lot - Asphalt Overlay/Rehab	34
Parking Lot - Asphalt Repairs	35
Parking Lot - Slurry Sealing & Striping	35
Prosa Cabana - Ceramic Tile, Interior	92
Prosa Cabana - Ceramic Tile, Shower	93
Prosa Cabana - Counters	94
Prosa Cabana - Doors	94
Prosa Cabana - Drinking Fountain	95
Prosa Cabana - Epoxy Floors	95
Prosa Cabana - Plumbing Fixtures	96
Prosa Cabana - Restroom Partitions	97
Prosa Cabana - Termite Control/Fumigation	98
Prosa Cabana - Water Heater	98
Prosa Cabana - Wood Repairs	99
Prosa Pool - Filters	99
Prosa Pool - Heater	100
Prosa Pool - Motors/Pumps	100
Prosa Pool - Refiberglass & Tile Replace	101
Prosa Pool Area - Aluminum Trellis	102
Prosa Pool Area - Barbecues	103
Prosa Pool Area - Deck, Repairs	104
Prosa Pool Area - Furniture	105
Roofs - Clubhouse, Built Up, Flat Entry	36
Roofs - Clubhouse, Built Up, HVAC	36
Roofs - Clubhouse, Tile	37
Roofs - Prosa Cabana, Tile	37
Signs - Monument	120
Tennis Courts - Benches	106
Tennis Courts - Chain Link Fencing	106
Tennis Courts - Deck Caulking	107
Tennis Courts - Lighting	107
Tennis Courts - Resurfacing	108
Tennis Courts - Windscreen	109
Walls - Block, Repairs	47
Walls - Stucco, Repairs	48

Number of components included in this reserve analysis is 128.