


RDA REPORT

Park Paseo Homeowners Association
Irvine, California
Account 1393 - Version 043
November 10, 2017

Reserve Data Analysis, California, LLC

1500 Adams Avenue, Suite 313
Costa Mesa, California 92626
email: rdasocal@earthlink.net
Fax (714) 434-8401
(714) 434-8396

Prepared By

A handwritten signature in black ink, appearing to be 'JL', is written over a horizontal line within a rectangular box.

RDA Reserve Management Software
Copyright 2017, Edwin G. Edgley
All Rights Reserved



November 14, 2017

Ms. Lisa Gross, General Manager
Park Paseo Homeowners Association
c/o Associa - PCM
25 Christamon Way
Irvine, CA 92620

Dear Ms. Gross:

Enclosed is the completed "REVISED" reserve analysis study for Park Paseo Homeowners Association for the fiscal year beginning January 1, 2018. Your RDA REPORT is presented in three parts:

Part 1 offers an easy-to-understand introduction to reserve budgeting and terminology along with a Users' Guide to your reserve analysis study.

Part 2 is your reserve analysis study, including a report summary, a distribution of accumulated reserves, an asset listing/summary, detail reports for each asset, 30-year projections with graphs, and an alphabetical detail report index.

Part 3 includes the most recent legislation affecting community associations along with a section for personal notations.

We hope that you find our report format both informative and useful. All of us at RDA have enjoyed serving you and providing Park Paseo Homeowners Association with the most detailed, comprehensive and useful reserve analysis study available. If you have any additional questions or comments, please feel free to call us.

Thank you.

Sincerely,

Shaun Takkinen RS
Reserve Specialist



Please Note

This document has been provided pursuant to an agreement containing restrictions on its use. No part of this document may be copied or distributed, in any form or by any means, nor disclosed to third parties without the express written permission of Reserve Data Analysis, Southern California. The Client shall have the right to reproduce and distribute copies of this report, or the information contained within, as may be required for compliance with all applicable regulations.

This reserve analysis study and the parameters under which it has been completed are based upon information provided to us in part by representatives of the association, its contractors, assorted vendors, specialist and independent contractors, the Community Associations Institute, various construction pricing and scheduling manuals including, but not limited to: Marshall & Swift Valuation Service, RS Means Facilities Maintenance & Repair Cost Data, RS Means Repair & Remodeling Cost Data, National Construction Estimator, National Repair & Remodel Estimator, Dodge Cost Manual and the McGraw Hill Book Company. Additionally, costs are obtained from numerous vendor catalogues, actual quotations or historical costs, and our own experience in the field of property management and preparation of reserve analysis studies.

It has been assumed, unless otherwise noted in this report, that all assets have been designed and constructed properly and each estimated useful life will approximate that of the norm per industry standards and/or manufacture specifications used. In some cases, estimates may have been used on assets which have an indeterminable but potential liability to the association.

We recommend that your reserve analysis study be updated on an annual basis due to fluctuating interest rates, inflationary changes and the unpredictable nature of the lives of many of the assets under consideration. All of the information collected during our inspection of the association and subsequent computations made in preparing this reserve analysis study are retained in our computer files. Therefore, annual updates may be completed quickly and inexpensively each year.

Reserve Data Analysis, Southern California, would like to thank you for using our services, and we invite you to call us at any time should you have any questions or comments or need assistance.

RESERVE DATA ANALYSIS, SOUTHERN CALIFORNIA

(714) 434-8396

TABLE OF CONTENTS

PART I - INTRODUCTION

THE RESERVE BUDGET

Funding Options	1-1
The Reserve Study	1-2
Developing a Component List	1-3
Preparing the Reserve Study	1-4
Funding Methods	1-5
Funding Strategies	1-5
Distribution of Accumulated Reserves	1-7
Funding Reserves	1-8

USING YOUR RESERVE ANALYSIS STUDY

User's Guide to Your Reserve Analysis Study	1-9
Definitions	1-10
A Multi-Purpose Tool	1-13

PART II - RESERVE ANALYSIS STUDY

Report Summary	2-1
Distribution of Accumulated Reserves	2-2
Funding Status Report	2-6
Asset Listing - Summary by Category	2-10
RDA Standard Projections	2-14
Detail Report by Category	2-15
Detail Report Index	2-100

PART III - APPENDIX

LEGAL ISSUES AFFECTING COMMUNITY ASSOCIATIONS	3-1
NOTES	3-29

PART I - INTRODUCTION

Preparing the annual budget and overseeing the association's finances are perhaps the most important responsibilities of board members. The annual operating and reserve budgets reflect the planning and goals of the association and set the level and quality of service for all of the association's activities.

■ 1. Funding Options

When a major repair or replacement is required in a community, an association has essentially four options available to address the expenditure:

The first option is to pass a "special assessment" to the membership in an amount required to cover the expenditure. Although not commonplace, there have been special assessments in the amount of \$10,000 per member assessed in associations in Virginia and Southern California. When a special assessment is passed, the association has the authority and responsibility to collect the assessments, even by means of foreclosure if necessary. However, an association operating on a special assessment basis cannot guarantee that an assessment, when needed, will be passed. Consequently, it cannot guarantee its ability to perform the required repairs or replacements to those major components for which the association is obligated to maintain when the need arises. Additionally, while relatively new communities require very little in the way of major "reserve" expenditures, associations reaching 12 to 15 years of age and older find many components reaching the end of their effective useful lives. These required expenditures, all accruing at the same time, can be devastating to an association's overall budget.

The second option is for the association to acquire a loan from a lending institution in order to effect the required repairs. In many cases, banks will lend money to an association using "future homeowner assessments" as collateral for the loan. With this method, not only is the current board of directors pledging the future assets of an association, they are also required to pay interest fees on the loan payback in addition to the original principal. In the case of a \$150,000 roofing replacement, the association may be required to pay back the loan over a three to five year period, with interest; whereas, if the association was setting aside reserves for this purpose, using the vehicle of the regularly assessed membership dues, it would have had the full term of

the life of the roof in order to accumulate the necessary moneys. Additionally, those contributions would have been evenly distributed over the entire membership and would have earned interest as part of that contribution.

The third option, too often used, is simply to defer the required repair or replacement. This option can create an environment of declining property values due to the increasing deferred maintenance and the association's financial inability to keep pace with the normal aging process of the common area components. This, in turn, can have a seriously negative impact on sellers in the Association by making it difficult or even impossible for potential buyers to obtain financing from lenders. Increasingly, many lending institutions are requesting copies of the association's most recent reserve study before granting loans, either for the association, a prospective purchaser, or for an individual within such association.

The fourth, and only logical means that the board of directors has to ensure its ability to maintain the assets for which it is obligated, uniformly distributing the costs of the replacements over the entire membership, is by assessing an adequate level of reserves as part of the regular membership assessment. The community is not only comprised of present members, but also future members. Any decision by the board of directors to adopt a calculation method or funding plan which would disproportionately burden future members in order to make up for past reserve deficits would be a breach of its fiduciary responsibility to those future members. Unlike individuals determining their own course of action, the board is responsible to the "community" as a whole.

■ 2. The Reserve Study

There are two components of a reserve study – a physical analysis and a financial analysis. During the physical analysis, a reserve provider evaluates information regarding the physical status and repair/replacement cost of the association's major common area components. To do so, the provider conducts a component inventory, a condition assessment, and life and valuation estimates. A financial analysis assesses the association's reserve balance or "fund status" (measured in cash or as percent funded) to determine a recommendation for an appropriate reserve contribution rate in the future known as the "funding plan."

Reserve studies fit into one of three categories: 1) Full Study; 2) Update - with site inspection; and 3) Update - without site inspection.

- In a Full reserve study, the reserve provider conducts a component inventory, a condition assessment (based upon on-site visual observations), and life and valuation estimates to determine both a "fund status" and "funding plan."
- In an Update – with site inspection, the reserve provider conducts a component inventory (verification only, not quantification), a condition assessment (based on

on-site visual observations), and life and valuation estimates to determine both the “fund status” and “funding plan.”

- In an Update – without site inspection, the reserve provider conducts life and valuation estimates to determine the “fund status” and “funding plan.”

■ 3. Developing a Component List

The budget process begins with an accurate inventory of all the major components for which the association is responsible. The determination of whether an expense should be labeled as operational, reserve, or excluded altogether is sometimes subjective. Since this labeling may have a major impact on the financial plans of the association, subjective determinations should be minimized. We suggest the following considerations when labeling an expense:

OPERATIONAL EXPENSES occur at least annually, no matter how large the expense, and can be effectively budgeted for each year. They are characterized as being reasonably predictable both in terms of frequency and cost. Operational expenses include all minor expenses which would not otherwise adversely affect an operational budget from one year to the next. Examples of Operational Expenses include:

Utilities:

- Electricity
- Gas
- Water
- Telephone
- Cable TV

Services:

- Landscaping
- Pool Maintenance
- Street Sweeping
- Accounting
- Reserve Study

Administrative:

- Supplies
- Bank Service Charges
- Dues & Publications
- Licenses, Permits & Fees

Repair Expenses:

- Tile Roof Repairs
- Equipment Repairs
- Minor Concrete Repairs
- Operating Contingency

RESERVE EXPENSES are major expenses that occur other than annually and which must be budgeted for in advance in order to provide the necessary funds in time for their occurrence. Reserve expenses are reasonably predictable both in terms of frequency and cost. However, they may include significant assets which have an indeterminable but potential liability which may be demonstrated as a likely occurrence. They are expenses that when incurred would have a significant affect on the smooth operation of the budgetary process from one year to the

next if they were not reserved for in advance. Examples of Reserve Expenses include:

- Roof Replacements
- Painting
- Deck Resurfacing
- Fencing Replacement
- Street Slurry Coating
- Asphalt Overlays
- Pool Re-plastering
- Pool Equipment Replacement
- Pool Furniture Replacement
- Tennis Court Resurfacing
- Park & Play Equipment
- Equipment Replacement
- Interior Furnishings
- Lighting Replacement

BUDGETING IS NORMALLY EXCLUDED FOR repairs or replacements of assets which are deemed to have an estimated useful life equal to or exceeding the estimated useful life of the facility or community itself, or exceeding the legal life of the community as defined in an association's governing documents. Examples include the complete replacement of elevators, tile roofs, wiring and plumbing. Also excluded are insignificant expenses which may be covered either by an operating or reserve contingency, or otherwise in a general maintenance fund. Costs which are caused by acts of God, accidents or other occurrences which are more properly insured for, rather than reserved for, are also excluded.

■ 4. Preparing the Reserve Study

Once the reserve assets have been identified and quantified, their respective replacement costs, useful lives and remaining lives must be assigned so that a funding schedule can be constructed. Replacement costs and useful lives can be found in published manuals such as construction estimators, appraisal handbooks, and valuation guides. Remaining lives are calculated from the useful lives and ages of assets and adjusted according to conditions such as design, manufacture quality, usage, exposure to the elements and maintenance history.

By following the recommendations of an effective reserve study the association should avoid any major shortfalls. However, to remain accurate, the report should be updated on an annual basis to reflect such changes as shifts in economic parameters, additions of phases or assets, or expenditures of reserve funds. The association can assist in simplifying the reserve analysis update process by keeping accurate records of these changes throughout the year.

■ 5. Funding Methods

From the simplest to most complex, reserve analysis providers use many different computational processes to calculate reserve requirements. However, there are two basic processes identified as industry standards: the cash-flow method and the component method.

The cash flow method develops a reserve-funding plan where contributions to the reserve fund are designed to offset the variable annual expenditures from the reserve fund. Different reserve funding plans are tested against the actual anticipated schedule of reserve expenses until the desired funding goal is achieved. This method sets up a "window" in which all future anticipated replacement costs are computed, based on the individual lives of the components under consideration.

The component method develops a reserve-funding plan where the total contribution is based on the sum of contributions for individual components. The component method is the more conservative of the two funding options, and assures that the association will achieve and maintain an ideal level of reserves over time. This method also allows for computations on individual components in the analysis. The RDA Summary and RDA Projection Reports are based upon the component methodology.

■ 6. Funding Strategies

Once an association has established its funding goals, the association can select an appropriate funding plan. There are four basic strategies from which most associations select. It is recommended that associations consult professionals to determine the best strategy or combination of plans that best suit the association's need. Additionally, associations should consult with their financial advisor to determine the tax implications of selecting a particular plan. Further, consultation with the American Institute of Certified Public Accountants (AICPA) for their reporting requirements is advisable. The four funding plans and descriptions of each are detailed below. Associations will have to update their reserve studies more or less frequently depending on the funding strategy they select.

- Full Funding — Given that the basis of funding for reserves is to distribute the costs of the replacements over the lives of the components in question, it follows that the ideal level of reserves would be proportionately related to those lives and costs. If an association has a component with an expected estimated useful life of ten years, it would set aside approximately one-tenth of the replacement cost each year. At the end of three years, one would expect that three-tenths of the replacement cost to have accumulated, and if so, that component would be "fully-funded." This model is important in that it is a measure of the adequacy of an association's reserves at any one point of time, and is independent of any particular method which may have been used for past funding or may be under consideration for future funding. The formula is based on current replacement cost, and is a measure in time, independent of future inflationary or investment factors:

$$\text{Fully Funded Reserves} = \frac{\text{Age of Component}}{\text{Useful Life}} \times \text{Current Replacement Cost}$$

When an association's total accumulated reserves for all components meet this criteria, its reserves are "fully-funded."

- **Baseline Funding (RDA Cash Flow Minimum Reports)** — The goal of this funding method is to keep the reserve cash balance above zero. This means that while each individual component may not be fully funded, the reserve balance overall does not drop below zero during the projected period. An association using this funding method must understand that even a minor reduction in a component's remaining useful life can result in a deficit in the reserve cash balance.
- **Threshold Funding (RDA Cash Flow Specific Reports)** — This method is based on the baseline funding concept. The minimum reserve cash balance in threshold funding, however, is set at a predetermined dollar amount.
- **Statutory Funding** — This method is based on local statutes. To use it, associations set aside a specific minimum amount of reserves as required by statutes.

■ 7. Distribution of Accumulated Reserves

The "Distribution of Accumulated Reserves Report" can be viewed and printed after performing the "RDA Summary Calculations," which is a "Component or Segregated Calculation Process," as opposed to the "Cash Flow Calculation Process," also available to the user in the program.

When calculating reserves based upon the component methodology, a beginning reserve balance must be allocated for each of the individual components considered in the analysis before the individual calculations can be completed. When this distribution is not available, or of sufficient detail, the following method is suggested for allocating reserves:

The first step the program performs in this process is subtracting, from the total accumulated reserves, any amounts for assets which have predetermined (fixed) reserve balances. The user can "fix" the accumulated reserve balance within the program on the individual asset's detail page. If by error these amounts total more than the amount of funds available, then the remaining assets are adjusted accordingly. A provision for a contingency reserve is then deducted by the determined percentage used, and if there are sufficient remaining funds available.

The second step is to identify the ideal level of reserves for each asset. As indicated in the prior section, this is accomplished by evaluating the component's age proportionate to its estimated useful life and current replacement cost. Again, the equation used is as follows:

$$\text{Fully Funded Reserves} = \frac{\text{Age of Component}}{\text{Useful Life}} \times \text{Current Replacement Cost}$$

The RDA RESERVE MANAGEMENT SOFTWARE™ program performs the above calculations to the very month the component was placed-in-service. It also allows for the accumulation of the necessary reserves for the replacement to be available on the first day of the fiscal year it is scheduled to be replaced.

The next step the program performs is to arrange all of the assets used in the study in ascending order by remaining life, and alphabetically within each grouping of remaining life items. These assets are then assigned their respective ideal level of reserves until the amount of funds available are depleted, or until all assets are appropriately funded. If any assets are assigned a zero remaining life (schedule for replacement this fiscal year), then the amount assigned equals the current replacement cost and funding begins for the next cycle of replacement. If there are insufficient funds available to accomplish this, then the software automatically adjust the zero remaining life item to 1 year and that asset assumes its new grouping position alphabetically in the final printed report.

If at the completion of this task there are additional moneys which have not been distributed, the remaining reserves are then assigned, in ascending order, to a level equal to, but not exceeding, the current replacement cost for each component. If there are sufficient moneys available to fund all assets at their current replacement cost levels, then any excess funds are designated as such and are not factored into any of the report computations. If at the end of this assignment process there are designated excess funds, they can be used to offset the monthly contribution requirements recommended, or used in any other manner the client may desire.

Assigning the reserves in this manner defers the make-up period for any underfunding over the longest remaining life of all the assets under consideration, thereby minimizing the impact of deficiency. For example, if the report indicates an underfunding of \$50,000, this underfunding will be assigned to components with the longest remaining life possible in order to give more time to "replenish" the account. If the \$50,000 underfunding were to be assigned to short remaining life items, the impact would be immediately felt.

If the reserves are underfunded, the monthly contribution requirements as outlined in this report can be expected to be higher than normal. In future years, as individual assets are replaced, the funding requirements will return to their normal levels. In the

case of a large deficiency, a special assessment may be considered. The program can easily generate revised reports outlining how the monthly contributions would be affected by such an adjustment, or by any other changes which may be under consideration.

■ 8. Funding Reserves

Two contribution numbers are provided in the report, the "Monthly Membership Contribution" and the "Net Monthly Allocation." The association should contribute to reserves each month the "Monthly Membership Contribution" figure, when the interest earned on the reserves is left in the reserve accounts as part of the contribution. When interest is earned on the reserves, that interest must be left in reserves and only amounts set aside for taxes should be removed.

The second alternative is to allocate the "Net Monthly Allocation" to reserves (this is the member contribution plus the anticipated interest earned for the fiscal year). This method assumes that all interest earned will be assigned directly as operating income. This allocation takes into consideration the anticipated interest earned on accumulated reserves regardless of whether or not it is actually earned. When taxes are paid the amount due will be taken directly from the association's operating accounts as the reserve accounts are allocated only those moneys net of taxes.

■ 9. Users' Guide to Your Reserve Analysis Study

Part II of your RDA REPORT contains the reserve analysis study for your association. There are seven types of pages in the study as described below.

REPORT SUMMARY

The **Report Summary** lists all of the parameters which were used in calculating the report as well as the summary of your reserve analysis study.

INDEX REPORTS

The **Distribution of Accumulated Reserves** report lists all assets in remaining life order. It also identifies the ideal level of reserves which should have accumulated for the association as well as the actual reserves available.

The **Asset Listing/Summary** lists all assets by category (i.e. roofing, painting, lighting, etc.) together with their remaining life, current cost, monthly reserve contribution, and net monthly allocation.

DETAIL REPORTS

The **Detail Report** itemizes each asset and lists all measurements, current and future costs and calculations for that asset. Provisions for percentage replacements, salvage values and one-time replacements can also be utilized.

The numerical listings for each asset are enhanced by extensive narrative detailing factors such as design, manufacture quality, usage, exposure to elements and maintenance history.

The **Detail Report Index** is an alphabetical listing of all assets together with the page number of the asset's detail report and asset number.

PROJECTIONS AND CHARTS

Thirty-year Projections as well as **Charts and Graphs** of projected data add to the usefulness of your reserve analysis study.

■ 10. Definitions

REPORT I.D. - Includes the REPORT DATE (ex. November 15, 1992), VERSION (ex. 001), and ACCOUNT NUMBER (ex. 9773). Please use this information when referencing your report. (Displayed on the summary page.)

BUDGET YEAR BEGINNING/ENDING - The budgetary year for which the report is prepared. For associations with fiscal years ending December 31, the monthly contribution figures indicated are for the 12 month period beginning 1/1/2X and ending 12/31/2X.

NUMBER OF UNITS/PHASES - If applicable, the number of units and/or phases included in this version of the report.

INFLATION - This figure is used to approximate the future cost to repair or replace each component in the report. The current cost for each component is compounded on an annual basis by the number of remaining years to replacement and the total is used in calculating the monthly reserve contribution which will be necessary in order to accumulate the required funds in time for replacement.

ANNUAL CONTRIBUTION INCREASE - The percentage rate at which the association will increase its contribution to reserves at the end of each year until the year in which the asset is replaced. For example, in order to accumulate \$10,000 in 10 years, you could set aside \$1,000 per year. As an alternative, you could set aside \$795 the first year and increase that amount by 5% each year until the year of replacement. In either case you arrive at the same amount. The idea is that you start setting aside a lower amount and increase that number each year in accordance with the planned percentage. Ideally this figure should be equal to the rate of inflation. It can, however, be used to aid those associations that have not set aside appropriate reserves in the past by making the initial year's allocation less formidable.

INVESTMENT YIELD - The average interest rate anticipated by the association based upon its current investment practices.

TAXES ON YIELD - The estimated percentage of interest income which will be set aside for taxes.

ACCUMULATED RESERVE BALANCE - The anticipated reserve balance on the first day of the fiscal year for which this report has been prepared. Based upon information provided and not audited.

PERCENT FULLY FUNDED - The ratio, at the beginning of the fiscal year, of the actual (or projected) reserve balance to the calculated fully funded balance, expressed as a percentage.

PHASE INCREMENT DETAIL/AGE - Comments regarding aging of the components on the basis of construction date or date of acceptance by the association.

MONTHLY CONTRIBUTION - The contribution to reserves required by the association each month.

INTEREST CONTRIBUTION - The interest that should be earned on the reserves, net of taxes, based upon their beginning reserve balance and monthly contributions for one year. This figure is averaged for budgeting purposes.

NET MONTHLY ALLOCATION - The sum of the monthly contribution and interest contribution figures.

GROUP OR FACILITY NUMBER/CATEGORY NUMBER - The report may be prepared and sorted either by group or facility (location, building, phase, etc.) or by category (roofing, painting, etc.). Standard report printing format is by category.

PERCENTAGE OF REPLACEMENT - In some cases, an asset may not be replaced in its entirety or the cost may be shared with a second party. Examples are budgeting for a percentage of replacement of streets over a period of time, or sharing the expense to replace a common wall with a neighboring party.

PLACED-IN-SERVICE - The month and year that the asset was placed-in-service. - This may be the construction date, the first escrow closure date in a given phase, or the date of the last servicing or replacement.

ESTIMATED USEFUL LIFE - The estimated useful life of an asset based upon industry standards, manufacturer specifications, visual inspection, location, usage, association standards and prior history. All of these factors are taken into consideration when tailoring the estimated useful life to the particular asset. For example, the carpeting in a hallway or elevator (a heavy traffic area) will not have the same life as the identical carpeting in a seldom-used meeting room or office.

ADJUSTMENT TO USEFUL LIFE - Once the useful life is determined it may be adjusted +/- by this separate figure for the current cycle of replacement. This will allow for a current period adjustment without affecting the estimated replacement cycles for future replacements.

ESTIMATED REMAINING LIFE - This calculation is completed internally based upon the report's fiscal year date and the date the asset was placed-in-service.

REPLACEMENT YEAR - The year that the asset is scheduled to be replaced. The appropriate funds will be available by the first day of the fiscal year for which replacement is anticipated.

FIXED ACCUMULATED RESERVES - An optional figure which, if used, will override the normal process of allocating reserves to each asset.

FIXED MONTHLY CONTRIBUTION - An optional figure which, if used, will override all calculations and set the contribution at this amount.

SALVAGE VALUE - The salvage value of the asset at the time of replacement, if applicable.

ONE-TIME REPLACEMENT - Notation if the asset is to be replaced on a one-time basis.

CURRENT REPLACEMENT COST - The estimated replacement cost effective as of the beginning of the fiscal year for which the report is being prepared.

FUTURE REPLACEMENT COST - The estimated cost to repair or replace the asset at the end of its estimated useful life based upon the current replacement cost and inflation.

COMPONENT INVENTORY - The task of selecting and quantifying reserve components. This task can be accomplished through on-site visual observations, review of association design and organizational documents, a review of established association precedents and discussion with appropriate association representative(s).

■ 11. A Multi-Purpose Tool

Your RDA REPORT is an important part of your association's budgetary process. Following its recommendations should ensure the association's smooth budgetary transitions from one fiscal year to the next, and either decrease or eliminate the need for "special assessments".

In addition, your RDA reserve study serves a variety of useful purposes:

- Following the recommendations of a reserve study performed by a professional consultant can protect the Board of Directors in a community from personal liability concerning reserve components and reserve funding.
- A reserve analysis study is required by your accountant during the preparation of the association's annual audit.
- A reserve study is often requested by lending institutions during the process of loan applications, both for the community and, in many cases, the individual owners.
- Your RDA REPORT is also a detailed inventory of the association's major assets and serves as a management tool for scheduling, coordinating and planning future repairs and replacements.
- Your RDA REPORT is a tool, which can assist the Board in fulfilling its legal and fiduciary obligations for maintaining the community in a state of good repair. If a community is operating on a special assessment basis, it cannot guarantee that an assessment, when needed, will be passed. Therefore, it cannot guarantee its ability to perform the required repairs or replacements to those major components, which the association is obligated to maintain.
- Since the RDA reserve analysis study includes precise measurements and cost estimates of the client's assets, the detail reports may be used to evaluate the accuracy and price of contractor bids when assets are due to be repaired or replaced.
- The reserve study is an annual disclosure to the membership concerning the financial condition of the association, and may be used as a "consumers' guide" by prospective purchasers.

© Copyright 2001, Edwin G. Edgley
All Rights Reserved

Park Paseo Homeowners Association
 Irvine, California
RDA Reserve Analysis Report Summary

<table style="width: 100%; border-collapse: collapse;"> <tr> <td style="width: 30%;">Report Date</td> <td style="width: 30%;">November 10, 2017</td> <td style="width: 40%;"></td> </tr> <tr> <td>Version</td> <td>043</td> <td></td> </tr> <tr> <td>Account Number</td> <td>1393</td> <td></td> </tr> <tr> <td>Budget Year Beginning</td> <td>1/ 1/18</td> <td></td> </tr> <tr> <td style="padding-left: 20px;">Ending</td> <td>12/31/18</td> <td></td> </tr> <tr> <td>Total Units Included</td> <td>625</td> <td></td> </tr> <tr> <td>Phase Development</td> <td>1 of 1</td> <td></td> </tr> </table>	Report Date	November 10, 2017		Version	043		Account Number	1393		Budget Year Beginning	1/ 1/18		Ending	12/31/18		Total Units Included	625		Phase Development	1 of 1		<table style="width: 100%; border-collapse: collapse;"> <tr> <td colspan="2">Parameters:</td> </tr> <tr> <td style="width: 70%;">Inflation</td> <td style="text-align: right;">2.00%</td> </tr> <tr> <td>Annual Contribution Increase</td> <td style="text-align: right;">2.00%</td> </tr> <tr> <td>Investment Yield</td> <td style="text-align: right;">1.00%</td> </tr> <tr> <td>Taxes on Yield</td> <td style="text-align: right;">30.00%</td> </tr> <tr> <td>Contingency</td> <td style="text-align: right;">3.00%</td> </tr> <tr> <td colspan="2">Reserve Fund Balance as of</td> </tr> <tr> <td>1/ 1/18:</td> <td style="text-align: right;">\$878,183.00</td> </tr> </table>	Parameters:		Inflation	2.00%	Annual Contribution Increase	2.00%	Investment Yield	1.00%	Taxes on Yield	30.00%	Contingency	3.00%	Reserve Fund Balance as of		1/ 1/18:	\$878,183.00
Report Date	November 10, 2017																																					
Version	043																																					
Account Number	1393																																					
Budget Year Beginning	1/ 1/18																																					
Ending	12/31/18																																					
Total Units Included	625																																					
Phase Development	1 of 1																																					
Parameters:																																						
Inflation	2.00%																																					
Annual Contribution Increase	2.00%																																					
Investment Yield	1.00%																																					
Taxes on Yield	30.00%																																					
Contingency	3.00%																																					
Reserve Fund Balance as of																																						
1/ 1/18:	\$878,183.00																																					

Project Profile & Introduction

For budgeting purposes, unless otherwise indicated, we have used the following placed-in-service dates for aging all of the original components throughout these areas:

Clubhouse/Main Pool.....January 1977
 Prosa Pool.....January 1982

RDA field inspections: June 15, 2016

RDA Summary of Calculations

Monthly Contribution to Reserves Required:	\$16,165.41
(\$25.86 per unit per month)	
Average Net Monthly Interest Contribution This Year:	477.88
Net Monthly Allocation to Reserves 1/ 1/18 to 12/31/18:	\$16,643.29
(\$26.63 per unit per month)	

RDA Reserve Management Software
 Copyright 2017, Edwin G. Edgley
 All Rights Reserved

Park Paseo Homeowners Association
Distribution of Accumulated Reserves

REPORT DATE: November 10, 2017
 VERSION: 043
 ACCOUNT NUMBER: 1393

DESCRIPTION	REM LIFE	FULLY FUNDED RESERVES	ASSIGNED RESERVES
Clubhouse - Doors, Sliding	0	25,000.00	25,000.00
Irrigation - Enclosures	0	27,960.00	27,960.00
Main Pool - Filter	0	6,488.00	6,488.00
Main Pool - Spa Filter	0	1,460.00	1,460.00
Main Pool - Spa Pump/Motor	0	1,189.00	1,189.00
Main Pool - Spa Pump/Motor, Booster	0	2,812.00	2,812.00
Main Pool - Spa, Sump Pump	0	3,043.00	3,043.00
Main Pool - Wader Filter	0	1,047.00	1,047.00
Main Pool - Wader Heater	0	3,246.00	3,246.00
Main Pool Area - Barbecues	0	5,045.00	5,045.00
Painting - Int Restrooms, Prosa	0	1,698.00	1,698.00
Painting - Main Spa, Equipment Room	0	2,904.00	2,904.00
Painting - Woodwork, Clubhouse	0	12,462.10	12,462.10
Painting - Woodwork, Prosa	0	3,415.44	3,415.44
Painting - Wrought Iron, Streets	0	184.20	184.20
Prosa Pool - Pump/Motor Systems	0	2,378.00	2,378.00
Prosa Pool Area - Wood Repairs	0	3,500.00	3,500.00
Rec Area - Drinking Fountain, Prosa	0	1,561.00	1,561.00
Signs - Monument, 2018	0	40,000.00	40,000.00
Walls - Block Repairs	0	5,000.00	5,000.00
Landscape - Tree Trim Blue Gum 2019	1	17,695.65	17,695.65
Landscape - Tree Trim Common 2019	1	20,838.71	20,838.71
Prosa Pool Area - Barbecues	1	3,567.09	3,567.09
Clubhouse - Deck, Railing, Wood	2	4,488.30	4,488.30
Clubhouse - Kitchen, Appliances	2	4,804.41	4,804.41
Clubhouse - Window Blinds	2	14,321.68	14,321.68
Landscape - Tree Trim Jacaran 2020	2	7,173.91	7,173.91
Landscape - Tree Trim Red Iron 2020	2	3,586.96	3,586.96
Lighting - Exterior, Main Pool/Club	2	13,157.41	13,157.41
Lighting - Exterior, Prosa	2	2,532.05	2,532.05
Lighting - Interior, Clubhouse	2	15,011.72	15,011.72
Lighting - Interior, Prosa Cabana	2	1,707.16	1,707.16
Lighting - Parking Lot, Original	2	7,203.60	7,203.60
Main Pool Area - Ceramic Shower	2	6,448.06	6,448.06
Main Pool Area - Deck Caulking	2	3,348.66	3,348.66
Main Pool Deck - Patio/Spa	2	120,139.53	120,139.53
Main Pool Deck - Pool/Wader	2	153,511.63	153,511.63
Parking Lot - Asphalt Overlay	2	11,652.18	11,652.18
Parking Lot - Asphalt Repairs	2	617.87	617.87
Parking Lot - Asphalt Slurry Seal	2	638.14	638.14
Prosa Pool - Filter	2	2,415.83	2,415.83

Park Paseo Homeowners Association
Distribution of Accumulated Reserves

DESCRIPTION	REM LIFE	FULLY FUNDED RESERVES	ASSIGNED RESERVES
Prosa Pool Area - Ceramic Shower	2	7,076.43	7,076.43
Prosa Pool Area - Deck Caulking	2	1,468.30	1,468.30
Prosa Pool Area - Rstrm Counters	2	1,070.53	1,070.53
Prosa Pool Area - Rstrm Fixtures	2	5,525.05	5,525.05
Prosa Pool Area - Rstrm Partitions	2	3,132.95	3,132.95
Prosa Pool Area - Rstrm Tile	2	9,037.76	9,037.76
Rec Area - Play Equip, Alba	2	21,280.90	21,280.90
Rec Area - Play Equip, Main, Prosa	2	48,884.76	48,884.76
Signs - Bulletin Board, Clubhouse	2	1,059.83	1,059.83
Tennis Court - Lighting	2	13,455.63	13,455.63
Termite Control/Fumigation	2	4,730.92	4,730.92
Clubhouse - Office, Equipment	3	2,187.50	2,187.50
Main Pool - Motor/Pump System	3	4,577.69	4,577.69
Main Pool - Wader Pump/Motor	3	633.68	633.68
Prosa Pool Deck - Replace	3	53,113.64	53,113.64
Tennis Court - Deck Caulking	3	612.26	612.26
Tennis Court - Resurfacing	3	4,968.00	4,968.00
Tennis Court - Windscreen	3	1,482.75	1,482.75
Clubhouse - Billiard Tables	4	9,358.93	9,358.93
Clubhouse - Carpet, Replace	4	3,688.64	3,688.64
Lighting - Parking Lot	4	1,226.58	1,226.58
Main Pool Area - Furniture, Replace	4	25,443.60	25,443.60
Prosa Pool Area - Furniture	4	7,027.60	7,027.60
Clubhouse - Doors, Interior	5	1,721.58	1,721.58
Clubhouse - Doors, Restrooms	5	1,117.70	1,117.70
Clubhouse - Office, Equipment	5	2,437.50	2,437.50
Painting - Stucco	5	1,921.17	1,921.17
Prosa Pool Area - Doors, Restrooms	5	1,117.70	1,117.70
Rec Area - Benches	5	6,964.45	6,964.45
Roofs - Composition Roll, Clubhouse	5	1,001.91	1,001.91
Tennis Court - Chain Link	5	18,347.50	18,347.50
Main Pool - Spa Heater	6	1,082.58	1,082.58
Painting - Int Rec Area, Clubhouse	6	1,100.00	1,100.00
Rec Area - Sand Repl, Prosa	6	3,107.50	3,107.50
Clubhouse - Kitchen, Refrigerator	7	771.60	771.60
Clubhouse - Restroom Shower Door	7	1,174.50	1,174.50
Main Pool - Spa Refiberglass & Tile	7	4,033.33	4,033.33
Painting - Int Restrooms, Clubhouse	7	561.02	561.02
Main Pool - Heater	8	6,479.31	6,479.31
Prosa Pool - Heater	8	2,214.59	2,214.59
Rec Area - Trash Cans	8	5,262.60	1,153.69

Park Paseo Homeowners Association
Distribution of Accumulated Reserves

DESCRIPTION	REM LIFE	FULLY FUNDED RESERVES	ASSIGNED RESERVES
Rec Area - Wood Fiber Replace, Alba	8	1,266.14	0.00
Tennis Court - Benches, Tennis/Grds	8	9,773.87	0.00
Clubhouse - Furnishings	9	3,500.00	0.00
Clubhouse - Office, Refurbishment	9	7,403.99	0.00
Main Pool - Refiberglass & Tile	9	28,281.43	0.00
Main Pool - Wader Refiberglassing	9	3,587.50	0.00
Prosa Pool - Refiberglass & Tile	9	12,358.57	0.00
Rec Area - Drinking Fountain, C\H	9	1,296.10	0.00
Irrigation - Controllers	10	10,714.00	0.00
Main Pool Deck - Repairs	10	0.00	0.00
Prosa Pool Deck - Repairs	10	0.00	0.00
Clubhouse - Restroom Counters	11	1,814.40	0.00
Clubhouse - Restroom Partitions	11	2,486.25	0.00
Clubhouse - Doors, Entry	12	7,037.19	0.00
Clubhouse - Kitchen, Cabinets	12	13,233.76	0.00
Clubhouse - Kitchen, Sink	12	419.54	0.00
Rec Area - Poured In Place, Main	12	6,175.00	0.00
Clubhouse - Restroom Lockers/Bench	13	8,181.82	0.00
Clubhouse - Water Heater	13	1,204.19	0.00
Fencing - W/I, Alba West/Entrada	13	328.58	0.00
Fencing - W/I, Delamesa/Campanero	13	2,454.35	0.00
Prosa Pool Area - Water Heater	13	757.76	0.00
Walls - Stucco Repairs	13	840.43	0.00
Lighting - Walkway, Bollards	14	5,584.53	0.00
Clubhouse - HVAC, Clubhouse/Office	16	5,581.14	0.00
Clubhouse - Restroom	16	0.00	0.00
Clubhouse - Restroom Ceramic Tile	16	4,415.50	0.00
Clubhouse - Restroom Epoxy Floor	16	859.42	0.00
Clubhouse - Restroom Fixtures	16	2,734.56	0.00
Fencing - Aluminum, Main Pool	17	47,165.09	0.00
Fencing - Aluminum, Prosa Pool	17	17,288.00	0.00
Painting - Aluminum, Pools	17	3,473.71	0.00
Clubhouse - Exterior Staircase	18	7,590.78	0.00
Clubhouse - Doors, Entry	19	2,611.20	0.00
Clubhouse - Women's Shower	19	839.06	0.00
Trellis - Prosa Pool	22	3,290.13	0.00

Park Paseo Homeowners Association
Distribution of Accumulated Reserves

DESCRIPTION	REM LIFE	FULLY FUNDED RESERVES	ASSIGNED RESERVES
Trellis - Clubhouse	23	10,435.12	0.00
Clubhouse - Doors, Kitchen	24	376.76	0.00
Clubhouse - Floor Tile Kitch/Rec	24	542.80	0.00
Lighting - Interior, Clubhouse	24	36.68	0.00
Roofs - DaVinci Roof - Clubhouse	31	5,426.91	0.00
Roofs - DaVinci Roof - Prosa	43	1,695.28	0.00
Total Asset Summary:		1,099,775.30	852,604.85
Contingency @ 3.00%:		32,993.26	25,578.15
Grand Total:		1,132,768.56	878,183.00
Excess Reserves Not Used:			0.00
Percent Fully Funded:	78%		

Park Paseo Homeowners Association
Funding Status Report

REPORT DATE: November 10, 2017
VERSION: 043
ACCOUNT NUMBER: 1393

DESCRIPTION	USE LIFE	+/- LIFE	REM LIFE	CURRENT COST	FULLY FUNDED RESERVES	ASSIGNED RESERVES
Parking Lot - Asphalt Overlay	20	+3	2	12,789	11,652	11,652
Parking Lot - Asphalt Repairs	3	0	2	1,854	618	618
Parking Lot - Asphalt Slurry Seal	3	0	2	1,914	638	638
*** CATEGORY SUMMARY:				16,557	12,908	12,908
Roofs - Composition Roll, Clubhouse	18	0	5	1,397	1,002	1,002
Roofs - DaVinci Roof - Clubhouse	35	0	31	51,309	5,427	0
Roofs - DaVinci Roof - Prosa	50	0	43	12,109	1,695	0
*** CATEGORY SUMMARY:				64,816	8,124	1,002
Painting - Aluminum, Pools	25	0	17	10,855	3,474	0
Painting - Int Rec Area, Clubhouse	7	0	6	7,700	1,100	1,100
Painting - Int Restrooms, Clubhouse	8	0	7	4,488	561	561
Painting - Int Restrooms, Prosa	8	-2	0	1,698	1,698	1,698
Painting - Main Spa, Equipment Room	5	+2	0	2,904	2,904	2,904
Painting - Stucco	10	+2	5	3,399	1,921	1,921
Painting - Woodwork, Clubhouse	5	+2	0	12,462	12,462	12,462
Painting - Woodwork, Prosa	5	+2	0	3,415	3,415	3,415
Painting - Wrought Iron, Streets	3	0	0	184	184	184
*** CATEGORY SUMMARY:				47,106	27,720	24,246
Fencing - Aluminum, Main Pool	25	0	17	150,624	47,165	0
Fencing - Aluminum, Prosa Pool	25	0	17	54,025	17,288	0
Fencing - W/I, Alba West/Entrada	20	0	13	994	329	0
Fencing - W/I, Delamesa/Campanero	20	0	13	7,012	2,454	0
Walls - Block Repairs	20	0	0	5,000	5,000	5,000
Walls - Stucco Repairs	20	0	13	2,500	840	0
*** CATEGORY SUMMARY:				220,156	73,076	5,000
Lighting - Exterior, Main Pool/Club	10	+18	2	14,186	13,157	13,157
Lighting - Exterior, Prosa	10	+18	2	2,730	2,532	2,532
Lighting - Interior, Clubhouse	25	+18	2	15,744	15,012	15,012
Lighting - Interior, Clubhouse	25	0	24	917	37	0
Lighting - Interior, Prosa Cabana	25	+13	2	1,802	1,707	1,707
Lighting - Parking Lot	22	0	4	1,511	1,227	1,227
Lighting - Parking Lot, Original	22	+21	2	7,555	7,204	7,204
Lighting - Walkway, Bollards	15	0	14	109,829	5,585	0
*** CATEGORY SUMMARY:				154,274	46,460	40,839
Main Pool - Filter	12	0	0	6,488	6,488	6,488
Main Pool - Heater	12	0	8	20,616	6,479	6,479
Main Pool - Motor/Pump System	8	0	3	7,574	4,578	4,578
Main Pool - Refiberglass & Tile	14	0	9	79,188	28,281	0

Park Paseo Homeowners Association
Funding Status Report

DESCRIPTION	USE LIFE	+/-	REM LIFE	CURRENT COST	FULLY FUNDED RESERVES	ASSIGNED RESERVES
Main Pool - Spa Filter	10	0	0	1,460	1,460	1,460
Main Pool - Spa Heater	10	0	6	2,741	1,083	1,083
Main Pool - Spa Pump/Motor	8	0	0	1,189	1,189	1,189
Main Pool - Spa Pump/Motor, Booster	8	0	0	2,812	2,812	2,812
Main Pool - Spa Refiberglass & Tile	12	0	7	9,680	4,033	4,033
Main Pool - Spa, Sump Pump	8	0	0	3,043	3,043	3,043
Main Pool - Wader Filter	12	0	0	1,047	1,047	1,047
Main Pool - Wader Heater	12	0	0	3,246	3,246	3,246
Main Pool - Wader Pump/Motor	8	0	3	1,027	634	634
Main Pool - Wader Refiberglassing	14	0	9	10,045	3,588	0
*** CATEGORY SUMMARY:				150,156	67,961	36,092
Main Pool Area - Barbecues	5	0	0	5,045	5,045	5,045
Main Pool Area - Ceramic Shower	25	+18	2	6,763	6,448	6,448
Main Pool Area - Deck Caulking	4	0	2	6,697	3,349	3,349
Main Pool Area - Furniture, Replace	7	0	4	63,609	25,444	25,444
Main Pool Deck - Patio/Spa	30	+13	2	126,000	120,140	120,140
Main Pool Deck - Pool/Wader	30	+13	2	161,000	153,512	153,512
Main Pool Deck - Repairs	10	0	10	5,000	0	0
*** CATEGORY SUMMARY:				374,114	313,936	313,936
Prosa Pool - Filter	12	0	2	2,920	2,416	2,416
Prosa Pool - Heater	12	0	8	6,738	2,215	2,215
Prosa Pool - Pump/Motor Systems	8	0	0	2,378	2,378	2,378
Prosa Pool - Refiberglass & Tile	14	0	9	34,604	12,359	0
*** CATEGORY SUMMARY:				46,640	19,367	7,008
Prosa Pool Area - Barbecues	8	0	1	4,123	3,567	3,567
Prosa Pool Area - Ceramic Shower	25	+13	2	7,470	7,076	7,076
Prosa Pool Area - Deck Caulking	4	0	2	3,070	1,468	1,468
Prosa Pool Area - Doors, Restrooms	25	+21	5	1,254	1,118	1,118
Prosa Pool Area - Furniture	7	0	4	17,569	7,028	7,028
Prosa Pool Area - Rstrm Counters	20	+18	2	1,130	1,071	1,071
Prosa Pool Area - Rstrm Fixtures	25	+13	2	5,832	5,525	5,525
Prosa Pool Area - Rstrm Partitions	20	+18	2	3,307	3,133	3,133
Prosa Pool Area - Rstrm Tile	25	+13	2	9,540	9,038	9,038
Prosa Pool Area - Water Heater	16	0	13	4,571	758	0
Prosa Pool Area - Wood Repairs	5	+2	0	3,500	3,500	3,500
Prosa Pool Deck - Repairs	10	0	10	2,500	0	0
Prosa Pool Deck - Replace	30	+14	3	57,000	53,114	53,114
*** CATEGORY SUMMARY:				120,866	96,395	95,637
Clubhouse - Billiard Tables	25	+20	4	10,272	9,359	9,359
Clubhouse - Carpet, Replace	8	0	4	8,115	3,689	3,689
Clubhouse - Doors, Entry	25	0	12	13,704	7,037	0
Clubhouse - Doors, Entry	25	0	19	10,880	2,611	0
Clubhouse - Doors, Interior	25	+8	5	2,029	1,722	1,722

Park Paseo Homeowners Association
Funding Status Report

DESCRIPTION	USE LIFE	+/-	REM LIFE	CURRENT COST	FULLY FUNDED RESERVES	ASSIGNED RESERVES
Clubhouse - Doors, Kitchen	25	0	24	9,419	377	0
Clubhouse - Doors, Restrooms	25	+21	5	1,254	1,118	1,118
Clubhouse - Doors, Sliding	25	0	0	25,000	25,000	25,000
Clubhouse - Exterior Staircase	30	0	18	19,472	7,591	0
Clubhouse - Floor Tile Kitch/Rec	25	0	24	13,570	543	0
Clubhouse - Furnishings	10	0	9	35,000	3,500	0
Clubhouse - HVAC, Clubhouse/Office	20	0	16	29,394	5,581	0
Clubhouse - Kitchen, Appliances	12	+3	2	5,563	4,804	4,804
Clubhouse - Kitchen, Cabinets	25	0	12	25,771	13,234	0
Clubhouse - Kitchen, Refrigerator	12	0	7	1,929	772	772
Clubhouse - Kitchen, Sink	25	0	12	817	420	0
Clubhouse - Office, Equipment	8	0	3	3,500	2,188	2,188
Clubhouse - Office, Equipment	8	0	5	6,500	2,438	2,438
Clubhouse - Office, Refurbishment	20	0	9	13,555	7,404	0
Clubhouse - Restroom	25	0	16	0	0	0
Clubhouse - Restroom Ceramic Tile	25	0	16	12,265	4,416	0
Clubhouse - Restroom Counters	20	0	11	4,032	1,814	0
Clubhouse - Restroom Epoxy Floor	25	0	16	2,387	859	0
Clubhouse - Restroom Fixtures	25	0	16	7,596	2,735	0
Clubhouse - Restroom Lockers/Bench	22	0	13	20,000	8,182	0
Clubhouse - Restroom Partitions	20	0	11	5,525	2,486	0
Clubhouse - Restroom Shower Door	16	0	7	2,088	1,175	1,175
Clubhouse - Water Heater	16	0	13	7,264	1,204	0
Clubhouse - Window Blinds	10	+5	2	16,583	14,322	14,322
Clubhouse - Women's Shower	25	0	19	3,572	839	0
*** CATEGORY SUMMARY:				317,057	137,416	66,584
Tennis Court - Benches, Tennis/Grds	15	0	8	20,944	9,774	0
Tennis Court - Chain Link	30	+16	5	20,585	18,348	18,348
Tennis Court - Deck Caulking	4	0	3	2,449	612	612
Tennis Court - Lighting	25	+18	2	14,112	13,456	13,456
Tennis Court - Resurfacing	6	0	3	9,936	4,968	4,968
Tennis Court - Windscreen	6	0	3	2,966	1,483	1,483
*** CATEGORY SUMMARY:				70,992	48,640	38,866
Rec Area - Benches	12	0	5	11,999	6,964	6,964
Rec Area - Drinking Fountain, C\H	16	0	9	3,114	1,296	0
Rec Area - Drinking Fountain, Prosa	16	+20	0	1,561	1,561	1,561
Rec Area - Play Equip, Alba	18	+3	2	23,521	21,281	21,281
Rec Area - Play Equip, Main, Prosa	18	+5	2	53,654	48,885	48,885
Rec Area - Poured In Place, Main	14	0	12	43,225	6,175	0
Rec Area - Sand Repl, Prosa	10	0	6	8,701	3,108	3,108
Rec Area - Trash Cans	15	0	8	11,277	5,263	1,154
Rec Area - Wood Fiber Replace, Alba	10	0	8	8,863	1,266	0
*** CATEGORY SUMMARY:				165,915	95,798	82,952
Clubhouse - Deck, Railing, Wood	15	+5	2	4,987	4,488	4,488

Park Paseo Homeowners Association
Funding Status Report

DESCRIPTION	USE LIFE	+/- LIFE	REM LIFE	CURRENT COST	FULLY FUNDED RESERVES	ASSIGNED RESERVES
Trellis - Clubhouse	30	0	23	46,892	10,435	0
Trellis - Prosa Pool	30	0	22	12,338	3,290	0
*** CATEGORY SUMMARY:				64,217	18,214	4,488
Signs - Bulletin Board, Clubhouse	15	+11	2	1,151	1,060	1,060
Signs - Monument, 2018	30	0	0	40,000	40,000	40,000
*** CATEGORY SUMMARY:				41,151	41,060	41,060
Landscape - Tree Trim Blue Gum 2019	2	0	1	37,000	17,696	17,696
Landscape - Tree Trim Common 2019	3	0	1	34,000	20,839	20,839
Landscape - Tree Trim Jacaran 2020	4	0	2	15,000	7,174	7,174
Landscape - Tree Trim Red Iron 2020	4	0	2	7,500	3,587	3,587
*** CATEGORY SUMMARY:				93,500	49,295	49,295
Irrigation - Controllers	15	0	10	32,142	10,714	0
Irrigation - Enclosures	24	0	0	27,960	27,960	27,960
*** CATEGORY SUMMARY:				60,102	38,674	27,960
Termite Control/Fumigation	15	+9	2	5,161	4,731	4,731
*** CATEGORY SUMMARY:				5,161	4,731	4,731
TOTAL ASSET SUMMARY:				2,012,778	1,099,775	852,605
CONTINGENCY @ 3.00%:					32,993	25,578
GRAND TOTAL:					1,132,769	878,183

Percent Fully Funded: 78%

Park Paseo Homeowners Association
Asset Listing - Summary by Category

REPORT DATE: November 10, 2017
 VERSION: 043
 ACCOUNT NUMBER: 1393

DESCRIPTION	REM LIFE	CURRENT COST	MONTHLY CONTRIBUTION	NET MONTHLY ALLOCATION
Parking Lot - Asphalt Overlay	2	12,789	61.03	68.05
Parking Lot - Asphalt Repairs	2	1,854	53.35	53.88
Parking Lot - Asphalt Slurry Seal	2	1,914	55.10	55.65
*** CATEGORY SUMMARY:		16,557	169.48	177.58
Roofs - Composition Roll, Clubhouse	5	1,397	7.95	8.56
Roofs - DaVinci Roof - Clubhouse	31	51,309	168.82	169.36
Roofs - DaVinci Roof - Prosa	43	12,109	30.83	30.93
*** CATEGORY SUMMARY:		64,816	207.60	208.85
Painting - Aluminum, Pools	17	10,855	59.82	60.01
Painting - Int Rec Area, Clubhouse	6	7,700	97.40	98.36
Painting - Int Restrooms, Clubhouse	7	4,488	49.98	50.47
Painting - Int Restrooms, Prosa	0	1,698	18.80	18.86
Painting - Main Spa, Equipment Room	0	2,904	50.48	50.64
Painting - Stucco	5	3,399	27.76	28.97
Painting - Woodwork, Clubhouse	0	12,462	216.62	217.32
Painting - Woodwork, Prosa	0	3,415	59.37	59.56
Painting - Wrought Iron, Streets	0	184	5.27	5.29
*** CATEGORY SUMMARY:		47,106	585.50	589.48
Fencing - Aluminum, Main Pool	17	150,624	830.05	832.72
Fencing - Aluminum, Prosa Pool	17	54,025	297.72	298.68
Fencing - W/I, Alba West/Entrada	13	994	6.99	7.01
Fencing - W/I, Delamesa/Campanero	13	7,012	49.30	49.46
Walls - Block Repairs	0	5,000	23.86	23.94
Walls - Stucco Repairs	13	2,500	17.57	17.63
*** CATEGORY SUMMARY:		220,156	1,225.49	1,229.44
Lighting - Exterior, Main Pool/Club	2	14,186	58.04	65.93
Lighting - Exterior, Prosa	2	2,730	11.17	12.69
Lighting - Interior, Clubhouse	2	15,744	47.40	56.34
Lighting - Interior, Clubhouse	24	917	3.74	3.75
Lighting - Interior, Prosa Cabana	2	1,802	5.88	6.90
Lighting - Parking Lot	4	1,511	7.46	8.20
Lighting - Parking Lot, Original	2	7,555	22.75	27.04
Lighting - Walkway, Bollards	14	109,829	721.41	723.73
*** CATEGORY SUMMARY:		154,274	877.85	904.58
Main Pool - Filter	0	6,488	49.10	49.26
Main Pool - Heater	8	20,616	163.50	167.82
Main Pool - Motor/Pump System	3	7,574	90.64	93.61
Main Pool - Refiberglass & Tile	9	79,188	784.24	786.76

Park Paseo Homeowners Association
Asset Listing - Summary by Category

DESCRIPTION	REM LIFE	CURRENT COST	MONTHLY CONTRIBUTION	NET MONTHLY ALLOCATION
Main Pool - Spa Filter	0	1,460	13.10	13.14
Main Pool - Spa Heater	6	2,741	25.34	26.06
Main Pool - Spa Pump/Motor	0	1,189	13.16	13.20
Main Pool - Spa Pump/Motor, Booster	0	2,812	31.13	31.23
Main Pool - Spa Refiberglass & Tile	7	9,680	75.35	77.95
Main Pool - Spa, Sump Pump	0	3,043	33.69	33.80
Main Pool - Wader Filter	0	1,047	7.92	7.95
Main Pool - Wader Heater	0	3,246	24.57	24.65
Main Pool - Wader Pump/Motor	3	1,027	11.93	12.34
Main Pool - Wader Refiberglassing	9	10,045	99.48	99.80
*** CATEGORY SUMMARY:		150,156	1,423.15	1,437.57
Main Pool Area - Barbecues	0	5,045	87.69	87.97
Main Pool Area - Ceramic Shower	2	6,763	20.36	24.20
Main Pool Area - Deck Caulking	2	6,697	146.38	148.81
Main Pool Area - Furniture, Replace	4	63,609	851.44	869.07
Main Pool Deck - Patio/Spa	2	126,000	379.37	450.90
Main Pool Deck - Pool/Wader	2	161,000	484.75	576.14
Main Pool Deck - Repairs	10	5,000	44.85	44.99
*** CATEGORY SUMMARY:		374,114	2,014.84	2,202.08
Prosa Pool - Filter	2	2,920	24.10	25.59
Prosa Pool - Heater	8	6,738	52.47	53.93
Prosa Pool - Pump/Motor Systems	0	2,378	26.33	26.41
Prosa Pool - Refiberglass & Tile	9	34,604	342.70	343.80
*** CATEGORY SUMMARY:		46,640	445.60	449.73
Prosa Pool Area - Barbecues	1	4,123	50.95	53.20
Prosa Pool Area - Ceramic Shower	2	7,470	24.39	28.61
Prosa Pool Area - Deck Caulking	2	3,070	69.87	70.95
Prosa Pool Area - Doors, Restrooms	5	1,254	3.57	4.24
Prosa Pool Area - Furniture	4	17,569	235.17	240.04
Prosa Pool Area - Rstrm Counters	2	1,130	3.69	4.33
Prosa Pool Area - Rstrm Fixtures	2	5,832	19.04	22.33
Prosa Pool Area - Rstrm Partitions	2	3,307	10.80	12.67
Prosa Pool Area - Rstrm Tile	2	9,540	31.15	36.54
Prosa Pool Area - Water Heater	13	4,571	32.13	32.23
Prosa Pool Area - Wood Repairs	0	3,500	60.84	61.04
Prosa Pool Deck - Repairs	10	2,500	22.42	22.49
Prosa Pool Deck - Replace	3	57,000	168.43	200.05
*** CATEGORY SUMMARY:		120,866	732.45	788.72
Clubhouse - Billiard Tables	4	10,272	29.80	35.37
Clubhouse - Carpet, Replace	4	8,115	99.54	102.02
Clubhouse - Doors, Entry	12	13,704	103.72	104.05
Clubhouse - Doors, Entry	19	10,880	54.31	54.48
Clubhouse - Doors, Interior	5	2,029	7.20	8.23
Clubhouse - Doors, Kitchen	24	9,419	38.38	38.50

Park Paseo Homeowners Association
Asset Listing - Summary by Category

DESCRIPTION	REM LIFE	CURRENT COST	MONTHLY CONTRIBUTION	NET MONTHLY ALLOCATION
Clubhouse - Doors, Restrooms	5	1,254	3.57	4.24
Clubhouse - Doors, Sliding	0	25,000	98.38	98.70
Clubhouse - Exterior Staircase	18	19,472	101.97	102.30
Clubhouse - Floor Tile Kitch/Rec	24	13,570	55.29	55.47
Clubhouse - Furnishings	9	35,000	346.62	347.73
Clubhouse - HVAC, Clubhouse/Office	16	29,394	171.05	171.60
Clubhouse - Kitchen, Appliances	2	5,563	37.52	40.45
Clubhouse - Kitchen, Cabinets	12	25,771	195.05	195.68
Clubhouse - Kitchen, Refrigerator	7	1,929	15.38	15.88
Clubhouse - Kitchen, Sink	12	817	6.18	6.20
Clubhouse - Office, Equipment	3	3,500	39.90	41.31
Clubhouse - Office, Equipment	5	6,500	73.24	74.90
Clubhouse - Office, Refurbishment	9	13,555	134.24	134.67
Clubhouse - Restroom	16	0	0.00	0.00
Clubhouse - Restroom Ceramic Tile	16	12,265	71.37	71.60
Clubhouse - Restroom Counters	11	4,032	33.08	33.19
Clubhouse - Restroom Epoxy Floor	16	2,387	13.89	13.93
Clubhouse - Restroom Fixtures	16	7,596	44.20	44.34
Clubhouse - Restroom Lockers/Bench	13	20,000	140.60	141.05
Clubhouse - Restroom Partitions	11	5,525	45.33	45.48
Clubhouse - Restroom Shower Door	7	2,088	12.75	13.48
Clubhouse - Water Heater	13	7,264	51.07	51.23
Clubhouse - Window Blinds	2	16,583	111.85	120.59
Clubhouse - Women's Shower	19	3,572	17.83	17.89
*** CATEGORY SUMMARY:		317,057	2,153.31	2,184.56
Tennis Court - Benches, Tennis/Grds	8	20,944	231.88	232.63
Tennis Court - Chain Link	5	20,585	58.67	69.60
Tennis Court - Deck Caulking	3	2,449	53.20	53.73
Tennis Court - Lighting	2	14,112	42.49	50.50
Tennis Court - Resurfacing	3	9,936	147.46	150.84
Tennis Court - Windscreen	3	2,966	44.01	45.02
*** CATEGORY SUMMARY:		70,992	577.71	602.32
Rec Area - Benches	5	11,999	95.02	99.40
Rec Area - Drinking Fountain, C\H	9	3,114	30.84	30.94
Rec Area - Drinking Fountain, Prosa	0	1,561	9.08	9.11
Rec Area - Play Equip, Alba	2	23,521	118.45	131.28
Rec Area - Play Equip, Main, Prosa	2	53,654	256.03	285.46
Rec Area - Poured In Place, Main	12	43,225	327.14	328.19
Rec Area - Sand Repl, Prosa	6	8,701	84.89	86.98
Rec Area - Trash Cans	8	11,277	113.33	114.37
Rec Area - Wood Fiber Replace, Alba	8	8,863	98.13	98.45
*** CATEGORY SUMMARY:		165,915	1,132.91	1,184.18
Clubhouse - Deck, Railing, Wood	2	4,987	26.10	28.81
Trellis - Clubhouse	23	46,892	198.15	198.79
Trellis - Prosa Pool	22	12,338	54.18	54.35

Park Paseo Homeowners Association
Asset Listing - Summary by Category

DESCRIPTION	REM LIFE	CURRENT COST	MONTHLY CONTRIBUTION	NET MONTHLY ALLOCATION
*** CATEGORY SUMMARY:		64,217	278.43	281.95
Signs - Bulletin Board, Clubhouse	2	1,151	5.03	5.67
Signs - Monument, 2018	0	40,000	135.19	135.62
*** CATEGORY SUMMARY:		41,151	140.22	141.29
Landscape - Tree Trim Blue Gum 2019	1	37,000	1,654.69	1,670.36
Landscape - Tree Trim Common 2019	1	34,000	1,137.59	1,153.44
Landscape - Tree Trim Jacaran 2020	2	15,000	341.40	346.70
Landscape - Tree Trim Red Iron 2020	2	7,500	170.70	173.35
*** CATEGORY SUMMARY:		93,500	3,304.38	3,343.85
Irrigation - Controllers	10	32,142	288.29	289.22
Irrigation - Enclosures	0	27,960	113.92	114.29
*** CATEGORY SUMMARY:		60,102	402.21	403.51
Termite Control/Fumigation	2	5,161	23.44	26.28
*** CATEGORY SUMMARY:		5,161	23.44	26.28
TOTAL ASSET SUMMARY:		2,012,778	15,694.57	16,155.97
CONTINGENCY @ 3.00%:			470.84	487.32
GRAND TOTAL:			16,165.41	16,643.29

Park Paseo Homeowners Association
RDA Standard Projections

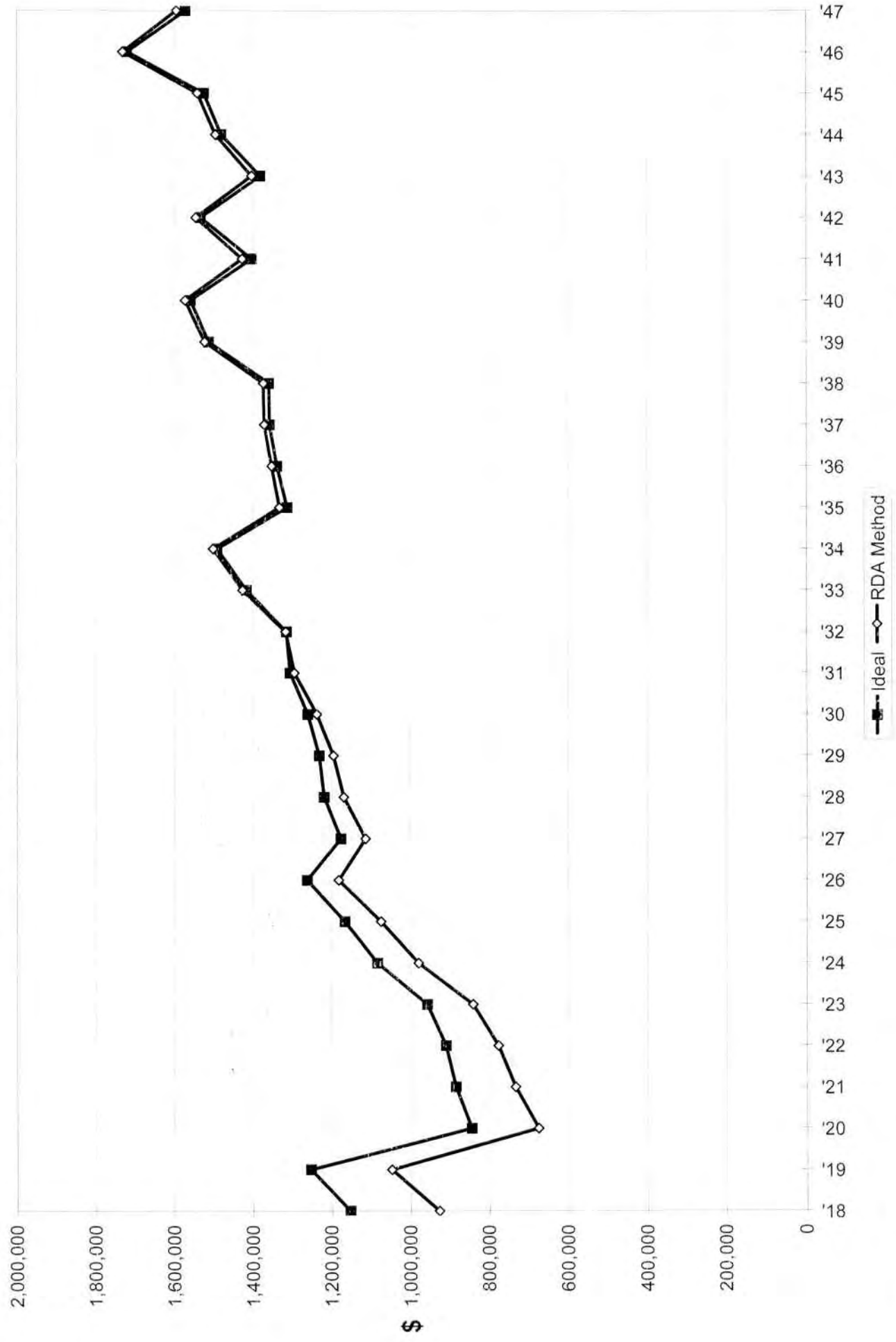
REPORT DATE: November 10, 2017
 VERSION: 043
 ACCOUNT NUMBER: 1393

Beginning Accumulated Reserves: \$878,183

YEAR	CURRENT REPLACEMENT COST	ANNUAL CONTRBTN	ANNUAL INTEREST CONTRBTN	ANNUAL EXPENDTRS	PROJECTED ENDING RESERVES	FULLY FUNDED RESERVES	PERCENT FULLY FUNDED
'18	2,012,778	193,985	5,735	150,393	927,510	1,153,344	80%
'19	2,053,034	190,884	6,588	76,625	1,048,357	1,252,620	84%
'20	2,094,094	184,175	4,012	561,332	675,212	844,832	80%
'21	1,831,409	183,127	4,424	129,081	733,683	884,643	83%
'22	1,806,339	184,946	4,720	146,211	777,138	909,866	85%
'23	1,842,466	187,615	5,158	128,639	841,273	957,671	88%
'24	1,879,315	190,430	6,112	58,103	979,712	1,083,756	90%
'25	1,916,901	193,704	6,763	105,259	1,074,921	1,166,175	92%
'26	1,955,239	197,113	7,497	97,630	1,181,902	1,261,540	94%
'27	1,994,344	199,652	7,014	274,530	1,114,037	1,176,437	95%
'28	2,034,231	202,822	7,387	155,051	1,169,195	1,218,718	96%
'29	2,074,916	206,194	7,556	187,816	1,195,129	1,231,056	97%
'30	2,116,414	209,717	7,833	175,773	1,236,905	1,259,968	98%
'31	2,158,742	213,360	8,213	164,989	1,293,489	1,304,536	99%
'32	2,201,917	216,786	8,350	203,658	1,314,967	1,313,051	100%
'33	2,245,955	219,297	9,110	118,098	1,425,276	1,415,554	101%
'34	2,290,875	216,152	9,645	150,685	1,500,388	1,489,851	101%
'35	2,336,692	218,524	8,449	397,239	1,330,122	1,310,599	101%
'36	2,383,426	214,061	8,605	202,760	1,350,027	1,336,232	101%
'37	2,431,094	224,421	8,703	213,585	1,369,566	1,355,252	101%
'38	2,479,716	228,513	8,705	234,629	1,372,155	1,356,878	101%
'39	2,529,311	233,179	9,730	93,343	1,521,721	1,511,391	101%
'40	2,579,897	243,210	10,036	203,807	1,571,160	1,557,450	101%
'41	2,631,495	246,695	9,012	400,754	1,426,113	1,402,080	102%
'42	2,684,125	239,148	9,863	131,098	1,544,027	1,531,595	101%
'43	2,737,807	254,913	8,814	405,693	1,402,060	1,379,993	102%
'44	2,792,563	251,024	9,469	168,507	1,494,046	1,479,427	101%
'45	2,848,415	264,055	9,739	228,036	1,539,804	1,523,285	101%
'46	2,905,383	268,735	11,054	88,754	1,730,839	1,719,428	101%
'47	2,963,491	278,443	10,060	425,773	1,593,569	1,570,600	101%

NOTE: In some cases, the projected ending reserves may exceed the fully funded reserves during years following high expenditures. This is a result of the provision for a contingency in the report, which in the projections, is never expended. The contingency is continually adjusted according to present needs and any excess is redistributed among all assets considered.

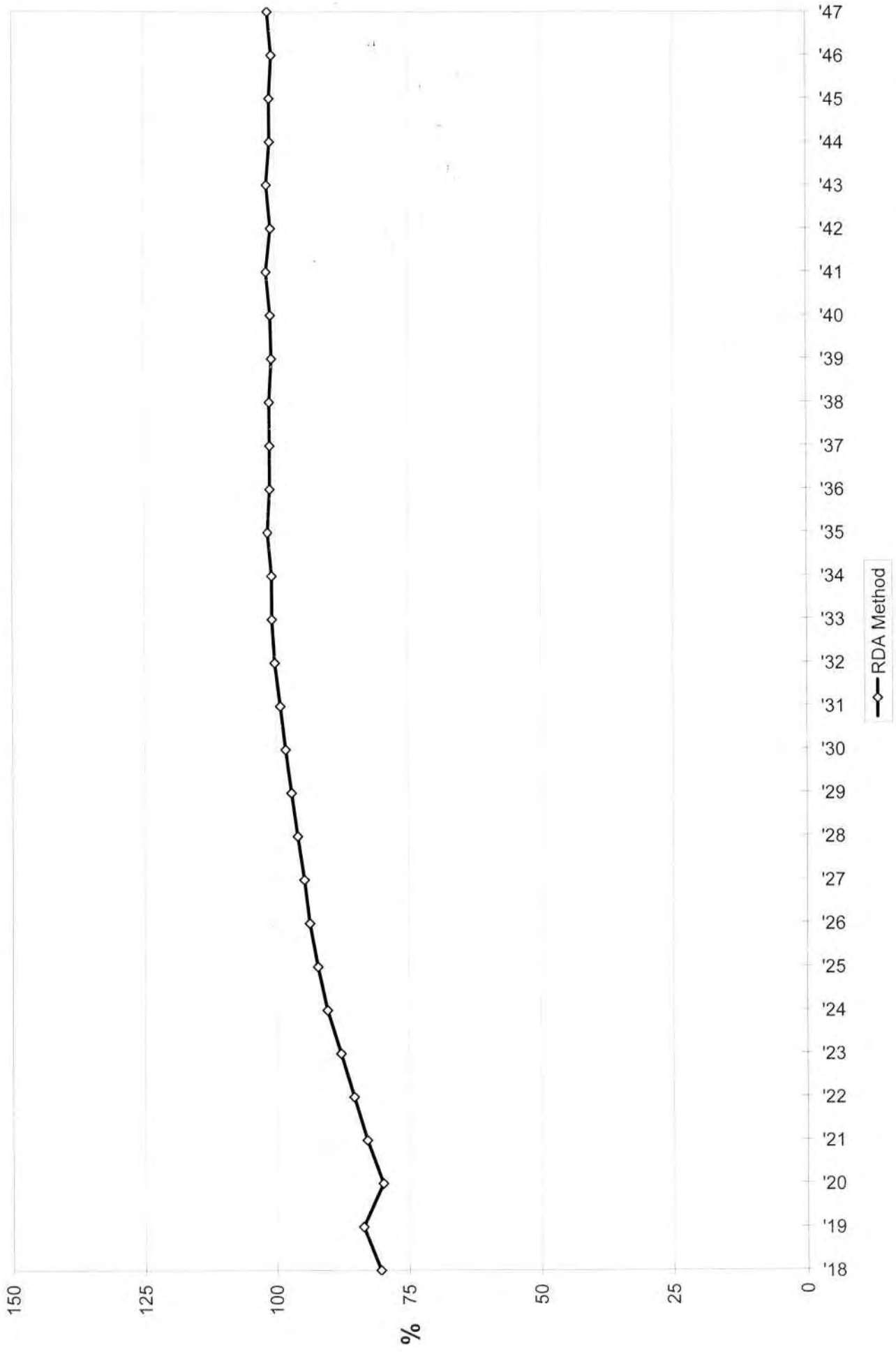
Park Paseo Homeowners Association



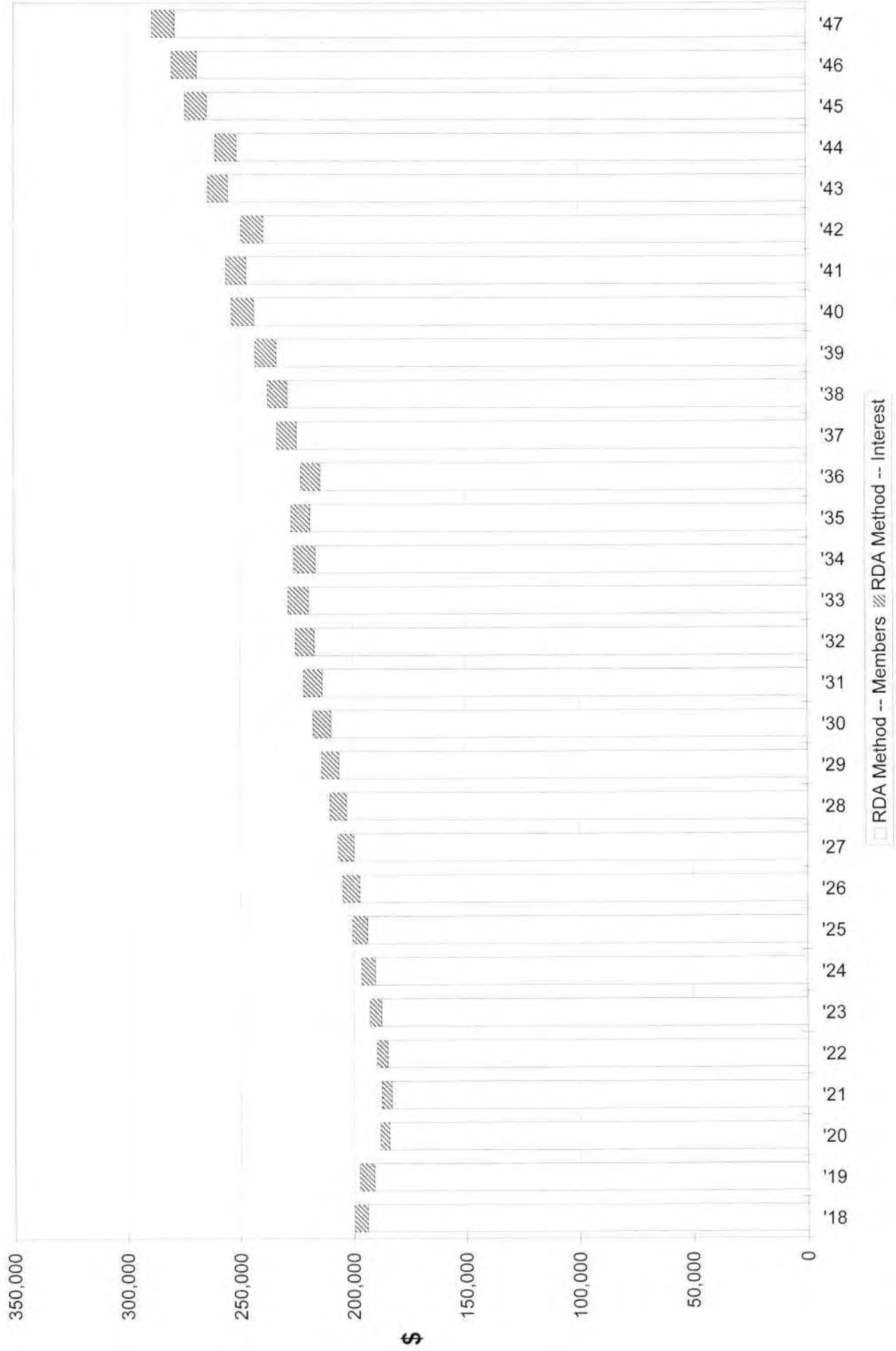
Year End Reserve Balances

Reserve Data Analysis, Inc.

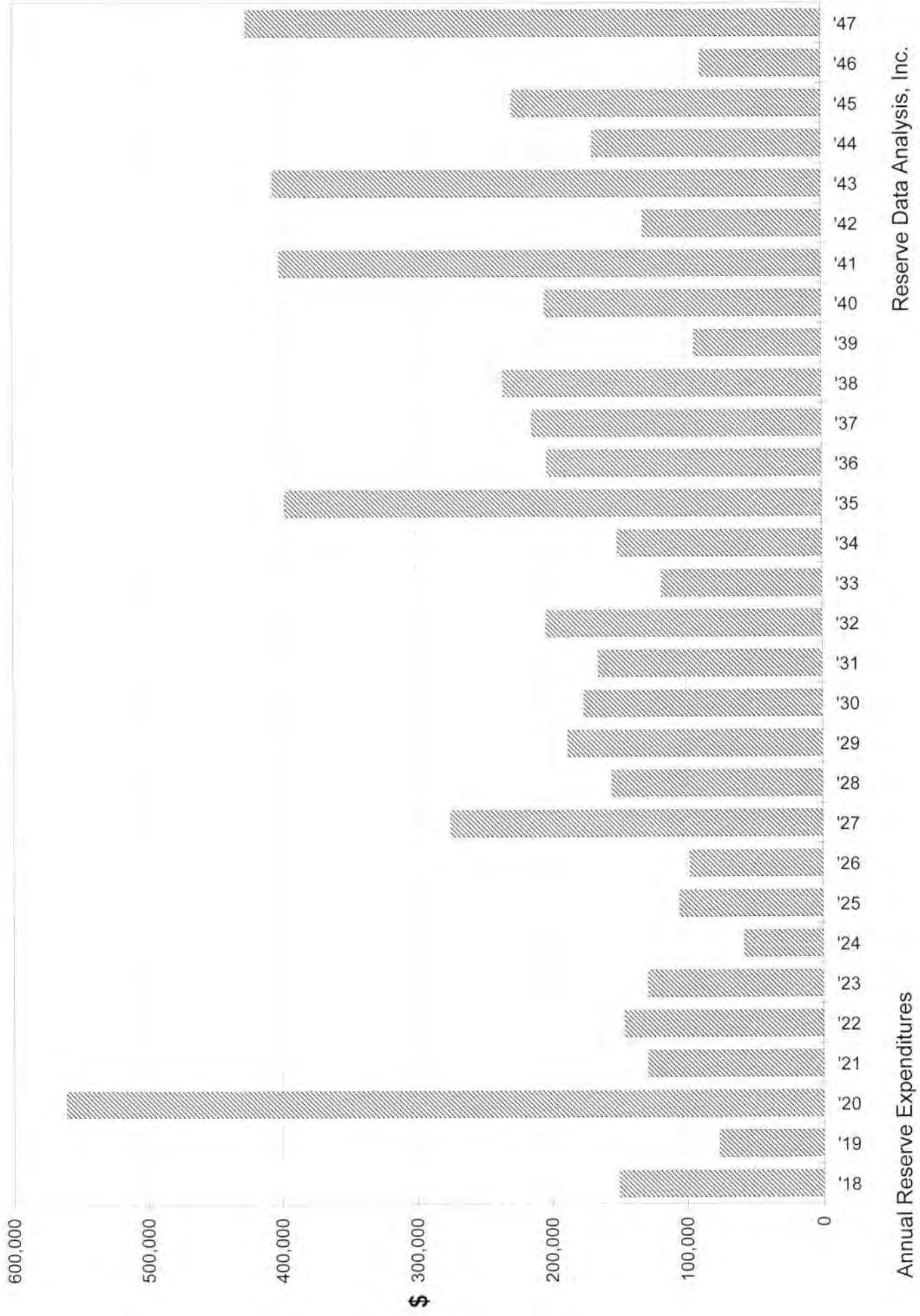
Park Paseo Homeowners Association



Park Paseo Homeowners Association



Park Paseo Homeowners Association



Park Paseo Homeowners Association
Detail Report by Category

REPORT DATE: November 10, 2017
 VERSION: 043
 ACCOUNT NUMBER: 1393

Parking Lot - Asphalt Overlay		QUANTITY	7,846 sq. ft.
		UNIT COST	1.630
ASSET ID	1014	PERCENT REPL	100.00%
GROUP/FACILITY	1	CURRENT COST	12,788.98
CATEGORY	5	FUTURE COST	13,305.65
		ASSIGNED RESERVES	11,652.18
PLACED IN SERVICE	7/97	SALVAGE VALUE	0.00
20 YEAR USEFUL LIFE			
+3 YEAR ADJUSTMENT		MONTHLY CNTRBTN	61.03
REPLACEMENT YEAR	2020	INTEREST	7.02
2 YEAR REM LIFE		MONTHLY ALLOCTN	68.05

REMARKS:

According to the association, the parking lot was asphalt overlaid in July 1997 for a cost of \$4,150.

The association installed rubber speed bumps in the parking lot in September 1994 for a total cost of \$404.

Most asphalt areas can be expected to last approximately 20 years before it will become necessary for an overlay to be applied. This can double the life of the surface upon application. It will be necessary to adjust manhole and valve covers at the time the overlay is applied. Deflection testing should be conducted by an independent consultant near the end of the estimated useful life to determine the condition of the asphalt and estimated remaining life before the overlay is required.

In addition to this service, a consultant may be obtained to prepare the application specifications, and to work with the contractor during the actual installation. We recommend the client obtain bids for such a consultation near the end of the estimated useful life. As costs vary, we have not included such an expense in our cost estimates. Should the client request, we will be happy to incorporate this cost in our calculations.

The current cost used on this asset is based upon actual expenditures incurred at last replacement, and has been adjusted for inflation where applicable.

Park Paseo Homeowners Association
Detail Report by Category

Parking Lot - Asphalt Repairs		QUANTITY	7,846 sq. ft.
		UNIT COST	6.750
ASSET ID	1013	PERCENT REPL	3.50%
GROUP/FACILITY	1	CURRENT COST	1,853.62
CATEGORY	5	FUTURE COST	1,928.51
		ASSIGNED RESERVES	617.87
PLACED IN SERVICE	1/17	SALVAGE VALUE	0.00
3 YEAR USEFUL LIFE			
+0 YEAR ADJUSTMENT		MONTHLY CNTRBTN	53.35
REPLACEMENT YEAR 2020		INTEREST	0.53
2 YEAR REM LIFE		MONTHLY ALLOCTN	53.88

REMARKS:

According to the association, they are going to repair & slurry seal the asphalt in September 2016 for a cost of \$3,700.

According to the association, the parking lot was asphalt overlaid in July 1997. Any repairs that were needed were done at this time. We have changed the placed in service date accordingly.

According to the association, they repaired the parking lot in June 2009 for a cost of \$2,230.

It is estimated that a percentage of the asphalt areas will require repair or replacement. The actual condition of the asphalt should be monitored through time and the estimates adjusted accordingly.

For budgeting purposes, we have used the next fiscal year's beginning date as the placed-in-service date for this component.

The current cost used on this asset is based upon actual expenditures incurred at last replacement, and has been adjusted for inflation where applicable.

Parking Lot - Asphalt Slurry Seal		QUANTITY	7,846 sq. ft.
		UNIT COST	0.244
ASSET ID	1012	PERCENT REPL	100.00%
GROUP/FACILITY	1	CURRENT COST	1,914.42
CATEGORY	5	FUTURE COST	1,991.76
		ASSIGNED RESERVES	638.14
PLACED IN SERVICE	1/17	SALVAGE VALUE	0.00
3 YEAR USEFUL LIFE			
+0 YEAR ADJUSTMENT		MONTHLY CNTRBTN	55.10
REPLACEMENT YEAR 2020		INTEREST	0.55
2 YEAR REM LIFE		MONTHLY ALLOCTN	55.65

Park Paseo Homeowners Association
Detail Report by Category

Parking Lot - Asphalt Slurry Seal, Continued ...

REMARKS:

According to the association, they are going to repair & slurry seal the asphalt in September 2016 for a cost of \$3,700.

According to the association, they slurry sealed the asphalt in August 2012 for a cost of \$2,335.

According to the association, they slurry sealed the parking lot in July 2009 for a cost of \$2,305.
At the time of the November 2005 on site inspection, we noted cracks throughout the asphalt.

According to the association, the parking lot was slurry sealed in November 2002 for a cost of \$1,775.

According to the association, the parking lot was slurry sealed in August 1997 for \$1,405.

The current cost used on this asset is based upon actual expenditures incurred at last replacement, and has been adjusted for inflation where applicable.

For budgeting purposes, we have used the next fiscal year's beginning date as the placed-in-service date for this component.

This asset, and the information contained herein, has been provided by the client and incorporated into our report at their request.

CATEGORY SUMMARY:	ASSIGNED RESERVES	12,908.19
	MONTHLY CNTRBTN	169.48
	INTEREST	8.10
	MONTHLY ALLOCTN	177.58

Park Paseo Homeowners Association
Detail Report by Category

Roofs - Composition Roll, Clubhouse		QUANTITY	340 sq. ft.
		UNIT COST	4.110
ASSET ID	1002	PERCENT REPL	100.00%
GROUP/FACILITY	1	CURRENT COST	1,397.40
CATEGORY	10	FUTURE COST	1,542.84
		ASSIGNED RESERVES	1,001.91
PLACED IN SERVICE	5/05	SALVAGE VALUE	0.00
18 YEAR USEFUL LIFE			
+0 YEAR ADJUSTMENT		MONTHLY CNTRBTN	7.95
REPLACEMENT YEAR	2023	INTEREST	0.61
5 YEAR REM LIFE		MONTHLY ALLOCTN	8.56

REMARKS:

According to the association, the roof was installed in May 2005 when the clubhouse remodel was done.

According to the association, roof repairs are done as needed by an on-site maintenace person.

The replacement cost for this asset has been adjusted upward due to the small quantity to be replaced or maintained.

Roofs - DaVinci Roof - Clubhouse		QUANTITY	1 total
		UNIT COST	51,309.000
ASSET ID	1001	PERCENT REPL	100.00%
GROUP/FACILITY	1	CURRENT COST	51,309.00
CATEGORY	10	FUTURE COST	94,797.93
		ASSIGNED RESERVES	0.00
PLACED IN SERVICE	5/14	SALVAGE VALUE	0.00
35 YEAR USEFUL LIFE			
+0 YEAR ADJUSTMENT		MONTHLY CNTRBTN	168.82
REPLACEMENT YEAR	2049	INTEREST	0.54
31 YEAR REM LIFE		MONTHLY ALLOCTN	169.36

REMARKS:

According to the association, they replaced the tile roof in May 2014 for a cost of \$48,350.

The clubhouse roof was replaced with concrete tile in February 1996 at a cost of \$16,000. (4,276 sq. ft.)

This asset, and the information contained herein, has been provided by the client and incorporated into our report at their request.

The current cost used on this asset is based upon actual expenditures incurred at last replacement, and has been adjusted for inflation where applicable.

Park Paseo Homeowners Association
Detail Report by Category

Roofs - DaVinci Roof - Prosa		QUANTITY	995 sq. ft.
		UNIT COST	12.170
ASSET ID	1003	PERCENT REPL	100.00%
GROUP/FACILITY	1	CURRENT COST	12,109.15
CATEGORY	10	FUTURE COST	28,374.03
		ASSIGNED RESERVES	0.00
PLACED IN SERVICE	1/11	SALVAGE VALUE	0.00
50 YEAR USEFUL LIFE			
+0 YEAR ADJUSTMENT		MONTHLY CNTRBTN	30.83
REPLACEMENT YEAR	2061	INTEREST	0.10
43 YEAR REM LIFE		MONTHLY ALLOCTN	30.93

REMARKS:

This roofing is located at the Prosa cabana and spa equipment room.

According to the association, they replaced the roofs at the Prosa cabana and spa equipment room in October 2010 for a cost of \$10,385. This roof carries a 50 year warranty.

Due to the likelihood of state-wide restrictions prohibiting replacement with wood shake or wood shingle materials, an alternative application may need to be selected by the client. Until this alternative application is established, all cost estimates used are based upon replacement with similar roofing materials as is currently in place.

The cost used on this component includes the removal and disposal of the existing material.

The current cost used on this asset is based upon actual expenditures incurred at last replacement, and has been adjusted for inflation where applicable.

For budgeting purposes, we have used the next fiscal year's beginning date as the placed-in-service date for this component.

CATEGORY SUMMARY:	ASSIGNED RESERVES	1,001.91
	MONTHLY CNTRBTN	207.60
	INTEREST	1.25
	MONTHLY ALLOCTN	208.85

Park Paseo Homeowners Association
Detail Report by Category

Painting - Aluminum, Pools		QUANTITY	5,805 sq. ft.
		UNIT COST	1.870
ASSET ID	1007	PERCENT REPL	100.00%
GROUP/FACILITY	1	CURRENT COST	10,855.35
CATEGORY	20	FUTURE COST	15,200.11
		ASSIGNED RESERVES	0.00
PLACED IN SERVICE	1/10	SALVAGE VALUE	0.00
25 YEAR USEFUL LIFE			
+0 YEAR ADJUSTMENT		MONTHLY CNTRBTN	59.82
REPLACEMENT YEAR 2035		INTEREST	0.19
17 YEAR REM LIFE		MONTHLY ALLOCTN	60.01

REMARKS:

According to the association, they replaced the fencing at the Clubhouse and Prosa pools in 2008 & 2009 with anodized aluminum fencing.

Clubhouse Pool	-	4,020 sq. ft.
Prossa Pool	-	1,785 sq. ft.

TOTAL	=	5,805 sq. ft.

For budgeting purposes, we have used the next fiscal year's beginning date as the placed-in-service date for this component.

These structure were installed with a factory baked finish, which should last an extended period of time before their first repainting will be required; thereafter, repainting will be required more frequently.

Painting - Int Rec Area, Clubhouse		QUANTITY	1 total
		UNIT COST	7,000.000
ASSET ID	1073	PERCENT REPL	110.00%
GROUP/FACILITY	1	CURRENT COST	7,700.00
CATEGORY	20	FUTURE COST	8,671.45
		ASSIGNED RESERVES	1,100.00
PLACED IN SERVICE	1/17	SALVAGE VALUE	0.00
7 YEAR USEFUL LIFE			
+0 YEAR ADJUSTMENT		MONTHLY CNTRBTN	97.40
REPLACEMENT YEAR 2024		INTEREST	0.96
6 YEAR REM LIFE		MONTHLY ALLOCTN	98.36

REMARKS:

According to the association, they are going to remove the wallpaper, repair any wall damage and paint the clubhouse recreation area for \$13,010. in September 2016. This is approximtely 2,816 sq. ft.

This asset, and the information contained herein, has been provided by the client and incorporated into our report at their request.

Park Paseo Homeowners Association
Detail Report by Category

Painting - Int Rec Area, Clubhouse, Continued ...

The cost and useful life estimates on this asset have been provided by the client.

For budgeting purposes, we have used the next fiscal year's beginning date as the placed-in-service date for this component.

Painting - Int Restrooms, Clubhouse		QUANTITY	3,276 sq. ft.
		UNIT COST	1.370
ASSET ID	1009	PERCENT REPL	100.00%
GROUP/FACILITY	1	CURRENT COST	4,488.12
CATEGORY	20	FUTURE COST	5,155.44
		ASSIGNED RESERVES	561.02
PLACED IN SERVICE	1/17	SALVAGE VALUE	0.00
8 YEAR USEFUL LIFE			
+0 YEAR ADJUSTMENT		MONTHLY CNTRBTN	49.98
REPLACEMENT YEAR 2025		INTEREST	0.49
7 YEAR REM LIFE		MONTHLY ALLOCTN	50.47

REMARKS:

This is enamel-based paint.

According to the association, they are going to paint the interior of the restroom in 2008 during the refurbishment. These walls will be retextured.

According to the association, they painted the interior of the office and hallways in September 2008.

This asset, and the information contained herein, has been provided by the client and incorporated into our report at their request.

Painting - Int Restrooms, Prosa		QUANTITY	1 total
		UNIT COST	1,698.000
ASSET ID	1010	PERCENT REPL	100.00%
GROUP/FACILITY	1	CURRENT COST	1,698.00
CATEGORY	20	FUTURE COST	1,698.00
		ASSIGNED RESERVES	1,698.00
PLACED IN SERVICE	6/12	SALVAGE VALUE	0.00
8 YEAR USEFUL LIFE			
-2 YEAR ADJUSTMENT		MONTHLY CNTRBTN	18.80
REPLACEMENT YEAR 2018		INTEREST	0.06
0 YEAR REM LIFE		MONTHLY ALLOCTN	18.86

Park Paseo Homeowners Association
Detail Report by Category

Painting - Int Restrooms, Prosa, Continued ...

REMARKS:

According to the association, they painted these restrooms in 2012 for a cost of \$1,500.

This asset, and the information contained herein, has been provided by the client and incorporated into our report at their request.

The current cost used on this asset is based upon actual expenditures incurred at last replacement, and has been adjusted for inflation where applicable.

The useful life of this asset has been decreased due to its present condition.

Painting - Main Spa, Equipment Room	QUANTITY	2,200 sq. ft.
	UNIT COST	1.320
ASSET ID 3018	PERCENT REPL	100.00%
GROUP/FACILITY 1	CURRENT COST	2,904.00
CATEGORY 20	FUTURE COST	2,904.00
	ASSIGNED RESERVES	2,904.00
PLACED IN SERVICE 6/11	SALVAGE VALUE	0.00
5 YEAR USEFUL LIFE		
+2 YEAR ADJUSTMENT	MONTHLY CNTRBTN	50.48
REPLACEMENT YEAR 2018	INTEREST	0.16
0 YEAR REM LIFE	MONTHLY ALLOCTN	50.64

REMARKS:

According to the association, the clubhouse, prosa cabana and all exterior buildings were painted in June 2011 for a cost of \$16,685.

This asset, and the information contained herein, has been provided by the client and incorporated into our report at their request.

The current cost used on this asset is based upon actual expenditures incurred at last replacement, and has been adjusted for inflation where applicable.

The useful life of this asset has been extended due to its present condition.

Park Paseo Homeowners Association
Detail Report by Category

Painting - Stucco		QUANTITY	1 total
		UNIT COST	3,399.000
ASSET ID	3019	PERCENT REPL	100.00%
GROUP/FACILITY	1	CURRENT COST	3,399.00
CATEGORY	20	FUTURE COST	3,752.77
		ASSIGNED RESERVES	1,921.17
PLACED IN SERVICE	7/11	SALVAGE VALUE	0.00
10 YEAR USEFUL LIFE			
+2 YEAR ADJUSTMENT		MONTHLY CNTRBTN	27.76
REPLACEMENT YEAR	2023	INTEREST	1.21
5 YEAR REM LIFE		MONTHLY ALLOCTN	28.97

REMARKS:

According to the association, this is an on going maintenance project.

According to the association, they did stucco work, drilled weep holes and painted the stucco in July 2011 for a total cost of \$5,500.

This asset, and the information contained herein, has been provided by the client and incorporated into our report at their request.

The current cost used on this asset is based upon actual expenditures incurred at last replacement, and has been adjusted for inflation where applicable.

The useful life on the stucco painting has been adjusted to align with the future painting cycle of the woodwork.

Painting - Woodwork, Clubhouse		QUANTITY	9,370 sq. ft.
		UNIT COST	1.330
ASSET ID	1005	PERCENT REPL	100.00%
GROUP/FACILITY	1	CURRENT COST	12,462.10
CATEGORY	20	FUTURE COST	12,462.10
		ASSIGNED RESERVES	12,462.10
PLACED IN SERVICE	6/11	SALVAGE VALUE	0.00
5 YEAR USEFUL LIFE			
+2 YEAR ADJUSTMENT		MONTHLY CNTRBTN	216.62
REPLACEMENT YEAR	2018	INTEREST	0.70
0 YEAR REM LIFE		MONTHLY ALLOCTN	217.32

REMARKS:

According to the association, the clubhouse, Prosa cabana and all exterior buildings were painted in June 2011 for a cost of \$16,680.

According to the association, they spent \$6,181 for wood repair/replacement at the clubhouse and patio June 2000 and another \$2,905 for repairs as needed in 2011.

Park Paseo Homeowners Association
Detail Report by Category

Painting - Woodwork, Clubhouse, Continued ...

This asset, and the information contained herein, has been provided by the client and incorporated into our report at their request.

The current cost used on this asset is based upon actual expenditures incurred at last replacement, and has been adjusted for inflation where applicable.

The useful life of this asset has been extended due to its present condition.

Painting - Woodwork, Prosa	QUANTITY	2,568 sq. ft.
	UNIT COST	1.330
ASSET ID 1006	PERCENT REPL	100.00%
GROUP/FACILITY 1	CURRENT COST	3,415.44
CATEGORY 20	FUTURE COST	3,415.44
	ASSIGNED RESERVES	3,415.44
PLACED IN SERVICE 6/11	SALVAGE VALUE	0.00
5 YEAR USEFUL LIFE		
+2 YEAR ADJUSTMENT	MONTHLY CNTRBTN	59.37
REPLACEMENT YEAR 2018	INTEREST	0.19
0 YEAR REM LIFE	MONTHLY ALLOCTN	59.56

REMARKS:

According to the association, the clubhouse, Prosa cabana and all exterior buildings were painted in June 2011 for a cost of \$16,680.

According to the association, they spent \$6,695 for wood repair/replacement at the Prosa building and patio cover in July 2000 and another \$1,232 in 2011.

This asset, and the information contained herein, has been provided by the client and incorporated into our report at their request.

The current cost used on this asset is based upon actual expenditures incurred at last replacement, and has been adjusted for inflation where applicable.

The useful life of this asset has been extended due to its present condition.

Park Paseo Homeowners Association
Detail Report by Category

Painting - Wrought Iron, Streets	QUANTITY	614 sq. ft.
	UNIT COST	0.300
ASSET ID 1008	PERCENT REPL	100.00%
GROUP/FACILITY 1	CURRENT COST	184.20
CATEGORY 20	FUTURE COST	184.20
	ASSIGNED RESERVES	184.20
PLACED IN SERVICE 1/11	SALVAGE VALUE	0.00
3 YEAR USEFUL LIFE		
+0 YEAR ADJUSTMENT	MONTHLY CNTRBTN	5.27
REPLACEMENT YEAR 2018	INTEREST	0.02
0 YEAR REM LIFE	MONTHLY ALLOCTN	5.29

REMARKS:

This painting includes the fencing on Delamesa and Campanero streets, as well as the fencing at the ends of Alba West and Entrada West.

According to the association, they painted this fencing in November 2010 for a cost of \$150.

For budgeting purposes, we have used the next fiscal year's beginning date as the placed-in-service date for this component.

The current cost used on this asset is based upon actual expenditures incurred at last replacement, and has been adjusted for inflation where applicable.

CATEGORY SUMMARY:	ASSIGNED RESERVES	24,245.93
	MONTHLY CNTRBTN	585.50
	INTEREST	3.98
	MONTHLY ALLOCTN	589.48

Park Paseo Homeowners Association
Detail Report by Category

Fencing - Aluminum, Main Pool		QUANTITY	1 total
		UNIT COST	150,624.000
ASSET ID	1060	PERCENT REPL	100.00%
GROUP/FACILITY	1	CURRENT COST	150,624.00
CATEGORY	25	FUTURE COST	210,909.96
		ASSIGNED RESERVES	0.00
PLACED IN SERVICE	4/10	SALVAGE VALUE	0.00
25 YEAR USEFUL LIFE			
+0 YEAR ADJUSTMENT		MONTHLY CNTRBTN	830.05
REPLACEMENT YEAR 2035		INTEREST	2.67
17 YEAR REM LIFE		MONTHLY ALLOCTN	832.72

REMARKS:

According to the association, they replaced this fencing with anodized aluminum fencing in April 2010 for a cost of \$129,223.

749 - lin. ft. of 7' fencing
 3 - 4' x 7' gates
 1 - 3' x 7' gate

The current cost used on this asset is based upon actual expenditures incurred at last replacement, and has been adjusted for inflation where applicable.

Fencing - Aluminum, Prosa Pool		QUANTITY	1 total
		UNIT COST	54,025.000
ASSET ID	1061	PERCENT REPL	100.00%
GROUP/FACILITY	1	CURRENT COST	54,025.00
CATEGORY	25	FUTURE COST	75,648.04
		ASSIGNED RESERVES	0.00
PLACED IN SERVICE	1/10	SALVAGE VALUE	0.00
25 YEAR USEFUL LIFE			
+0 YEAR ADJUSTMENT		MONTHLY CNTRBTN	297.72
REPLACEMENT YEAR 2035		INTEREST	0.96
17 YEAR REM LIFE		MONTHLY ALLOCTN	298.68

REMARKS:

According to the association, they replaced the fencing in 2009 with aluminum fencing for a cost of \$45,000

349 - lin. ft. of 7' fencing
 2 - 4' x 7' gates

The current cost used on this asset is based upon actual expenditures incurred at last replacement, and has been adjusted for inflation where applicable.

Park Paseo Homeowners Association
Detail Report by Category

Fencing - Aluminum, Prosa Pool, Continued ...

For budgeting purposes, we have used the next fiscal year's beginning date as the placed-in-service date for this component.

Fencing - W/I, Alba West/Entrada		QUANTITY	28 lin. ft.
		UNIT COST	35.510
ASSET ID	3015	PERCENT REPL	100.00%
GROUP/FACILITY	1	CURRENT COST	994.28
CATEGORY	25	FUTURE COST	1,286.21
		ASSIGNED RESERVES	0.00
PLACED IN SERVICE	8/11	SALVAGE VALUE	0.00
20 YEAR USEFUL LIFE			
+0 YEAR ADJUSTMENT		MONTHLY CNTRBTN	6.99
REPLACEMENT YEAR 2031		INTEREST	0.02
13 YEAR REM LIFE		MONTHLY ALLOCTN	7.01

REMARKS:

According to the association, this fence was repaired in August 2011 for a cost of \$900.

This 3.5' fencing was installed and painted in July 1990 for \$400.

Fencing - W/I, Delamesa/Campanero		QUANTITY	172 lin. ft.
		UNIT COST	40.770
ASSET ID	1062	PERCENT REPL	100.00%
GROUP/FACILITY	1	CURRENT COST	7,012.44
CATEGORY	25	FUTURE COST	9,071.34
		ASSIGNED RESERVES	0.00
PLACED IN SERVICE	1/11	SALVAGE VALUE	0.00
20 YEAR USEFUL LIFE			
+0 YEAR ADJUSTMENT		MONTHLY CNTRBTN	49.30
REPLACEMENT YEAR 2031		INTEREST	0.16
13 YEAR REM LIFE		MONTHLY ALLOCTN	49.46

REMARKS:

This 3' fencing is at Delamesa and Campanero.

According to the association, this fencing was repaired/replaced as needed in November 2010 for a cost of \$6,180.

This asset, and the information contained herein, has been provided by the client and incorporated into our report at their request.

The current cost used on this asset is based upon actual expenditures

Park Paseo Homeowners Association
Detail Report by Category

Fencing - W/I, Delamesa/Campanero, Continued ...

incurred at last replacement, and has been adjusted for inflation where applicable.

For budgeting purposes, we have used the next fiscal year's beginning date as the placed-in-service date for this component.

Walls - Block Repairs		QUANTITY	1 provision
		UNIT COST	5,000.000
ASSET ID	3105	PERCENT REPL	100.00%
GROUP/FACILITY	1	CURRENT COST	5,000.00
CATEGORY	25	FUTURE COST	5,000.00
		ASSIGNED RESERVES	5,000.00 (FIXED)
PLACED IN SERVICE	6/77	SALVAGE VALUE	0.00
20 YEAR USEFUL LIFE			
+0 YEAR ADJUSTMENT		MONTHLY CNTRBTN	23.86
REPLACEMENT YEAR 2018		INTEREST	0.08
0 YEAR REM LIFE		MONTHLY ALLOCTN	23.94

REMARKS:

This asset is for block wall repairs throughout the community. This cost will not cover full replacement.

This asset, and the information contained herein, has been provided by the client and incorporated into our report at their request.

The cost and useful life estimates on this asset have been provided by the client.

Walls - Stucco Repairs		QUANTITY	1 provision
		UNIT COST	2,500.000
ASSET ID	3079	PERCENT REPL	100.00%
GROUP/FACILITY	1	CURRENT COST	2,500.00
CATEGORY	25	FUTURE COST	3,234.02
		ASSIGNED RESERVES	0.00
PLACED IN SERVICE	6/11	SALVAGE VALUE	0.00
20 YEAR USEFUL LIFE			
+0 YEAR ADJUSTMENT		MONTHLY CNTRBTN	17.57
REPLACEMENT YEAR 2031		INTEREST	0.06
13 YEAR REM LIFE		MONTHLY ALLOCTN	17.63

Park Paseo Homeowners Association
Detail Report by Category

Walls - Stucco Repairs, Continued ...

REMARKS:

This asset is for stucco wall repairs.

According to the association, they spent \$1,550 to repair the stucco walls throughout the community as needed in June 2011.

This asset, and the information contained herein, has been provided by the client and incorporated into our report at their request.

The cost and useful life estimates on this asset have been provided by the client.

CATEGORY SUMMARY:	ASSIGNED RESERVES	5,000.00
	MONTHLY CNTRBTN	1,225.49
	INTEREST	3.95
	MONTHLY ALLOCTN	1,229.44

Park Paseo Homeowners Association
Detail Report by Category

Lighting - Exterior, Main Pool/Club		QUANTITY	1 total
		UNIT COST	14,186.000
ASSET ID	1015	PERCENT REPL	100.00%
GROUP/FACILITY	1	CURRENT COST	14,186.00
CATEGORY	30	FUTURE COST	14,759.11
		ASSIGNED RESERVES	13,157.41
PLACED IN SERVICE	6/92	SALVAGE VALUE	0.00
10 YEAR USEFUL LIFE			
+18 YEAR ADJUSTMENT		MONTHLY CNTRBTN	58.04
REPLACEMENT YEAR 2020		INTEREST	7.89
2 YEAR REM LIFE		MONTHLY ALLOCTN	65.93

REMARKS:

24 - flush mount lights	@	\$ 136.00	=	\$ 3,264.00
24 - wall lights	@	162.00	=	3,888.00
16 - sodium vapor lights	@	323.00	=	5,168.00
6 - canister lights	@	110.00	=	660.00
2 - large decor lights	@	323.00	=	646.00
2 - small fluorescent floods	@	144.00	=	288.00
2 - 4' fluorescent sign lights	@	136.00	=	272.00

		TOTAL	=	\$ 14,186.00

The useful life estimate on this asset has been provided by the client.

The useful life of this asset has been extended due to its present condition.

Lighting - Exterior, Prosa		QUANTITY	1 total
		UNIT COST	2,730.000
ASSET ID	1016	PERCENT REPL	100.00%
GROUP/FACILITY	1	CURRENT COST	2,730.00
CATEGORY	30	FUTURE COST	2,840.29
		ASSIGNED RESERVES	2,532.05
PLACED IN SERVICE	6/92	SALVAGE VALUE	0.00
10 YEAR USEFUL LIFE			
+18 YEAR ADJUSTMENT		MONTHLY CNTRBTN	11.17
REPLACEMENT YEAR 2020		INTEREST	1.52
2 YEAR REM LIFE		MONTHLY ALLOCTN	12.69

Park Paseo Homeowners Association
Detail Report by Category

Lighting - Exterior, Prosa, Continued ...

REMARKS:

The association has spent \$520 in repairs for the canister lights in October 1990.

12 - wall lights	@	\$ 162.00	=	\$ 1,944.00
4 - canister lights	@	110.00	=	440.00
2 - recessed lights	@	173.00	=	346.00

		TOTAL	=	\$ 2,730.00

The useful life estimate on this asset has been provided by the client.

The useful life of this asset has been extended due to its present condition.

Lighting - Interior, Clubhouse

	QUANTITY	1 total
ASSET ID 1017	UNIT COST	15,744.000
GROUP/FACILITY 1	PERCENT REPL	100.00%
CATEGORY 30	CURRENT COST	15,744.00
	FUTURE COST	16,380.06
	ASSIGNED RESERVES	15,011.72
PLACED IN SERVICE 1/77	SALVAGE VALUE	0.00
25 YEAR USEFUL LIFE		
+18 YEAR ADJUSTMENT	MONTHLY CNTRBTN	47.40
REPLACEMENT YEAR 2020	INTEREST	8.94
2 YEAR REM LIFE	MONTHLY ALLOCTN	56.34

REMARKS:

37 - 4' quad fluor w/lens	@	\$ 285.00	=	\$ 10,545.00
19 - 4' double fluor w/lens	@	209.00	=	3,971.00
4 - 2' x 2' fluor fixtures	@	167.00	=	668.00
4 - incandescent lights	@	71.00	=	284.00
3 - down lights	@	92.00	=	276.00

		TOTAL	=	\$ 15,744.00

The useful life of this asset has been extended due to its present condition.

Park Paseo Homeowners Association
Detail Report by Category

Lighting - Interior, Clubhouse		QUANTITY	1 total
		UNIT COST	917.000
ASSET ID	3115	PERCENT REPL	100.00%
GROUP/FACILITY	1	CURRENT COST	917.00
CATEGORY	30	FUTURE COST	1,474.94
		ASSIGNED RESERVES	0.00
PLACED IN SERVICE	1/17	SALVAGE VALUE	0.00
25 YEAR USEFUL LIFE			
+0 YEAR ADJUSTMENT		MONTHLY CNTRBTN	3.74
REPLACEMENT YEAR 2042		INTEREST	0.01
24 YEAR REM LIFE		MONTHLY ALLOCTN	3.75

REMARKS:

According to the association, they installed new lighting to the interior of the clubhouse in September 2016.

1 - chandelier (entry)	@	\$ 688.00	=	\$ 688.00
1 - flushmount (entry)	@	229.00	=	229.00

		TOTAL	=	\$ 917.00

This asset, and the information contained herein, has been provided by the client and incorporated into our report at their request.

The current cost used on this asset is based upon actual expenditures incurred at last replacement, and has been adjusted for inflation where applicable.

For budgeting purposes, we have used the next fiscal year's beginning date as the placed-in-service date for this component.

Lighting - Interior, Prosa Cabana		QUANTITY	1 total
		UNIT COST	1,802.000
ASSET ID	1018	PERCENT REPL	100.00%
GROUP/FACILITY	1	CURRENT COST	1,802.00
CATEGORY	30	FUTURE COST	1,874.80
		ASSIGNED RESERVES	1,707.16
PLACED IN SERVICE	1/82	SALVAGE VALUE	0.00
25 YEAR USEFUL LIFE			
+13 YEAR ADJUSTMENT		MONTHLY CNTRBTN	5.88
REPLACEMENT YEAR 2020		INTEREST	1.02
2 YEAR REM LIFE		MONTHLY ALLOCTN	6.90

Park Paseo Homeowners Association
Detail Report by Category

Lighting - Interior, Prosa Cabana, Continued ...

REMARKS:

4 - 4' double fluor w/lens	@	\$ 209.00	=	\$ 836.00
4 - 3' double fluor, vanity	@	155.00	=	620.00
2 - recessed fixtures	@	173.00	=	346.00

				TOTAL = \$ 1,802.00

The useful life of this asset has been extended due to its present condition.

Lighting - Parking Lot	QUANTITY	1 fixture
ASSET ID 3042	UNIT COST	1,511.000
GROUP/FACILITY 1	PERCENT REPL	100.00%
CATEGORY 30	CURRENT COST	1,511.00
	FUTURE COST	1,635.55
	ASSIGNED RESERVES	1,226.58
PLACED IN SERVICE 10/00	SALVAGE VALUE	0.00
22 YEAR USEFUL LIFE		
+0 YEAR ADJUSTMENT	MONTHLY CNTRBTN	7.46
REPLACEMENT YEAR 2022	INTEREST	0.74
4 YEAR REM LIFE	MONTHLY ALLOCTN	8.20

REMARKS:

These are 20' poles with smaller "tennis court" type fixtures located at the parking lot near the clubhouse.

According to the association, they replaced 1 pole light in October 2000 for a cost of \$980.

The current cost used on this asset is based upon actual expenditures incurred at last replacement, and has been adjusted for inflation where applicable.

Park Paseo Homeowners Association
Detail Report by Category

Lighting - Parking Lot, Original		QUANTITY	5 fixtures
		UNIT COST	1,511.000
ASSET ID	3029	PERCENT REPL	100.00%
GROUP/FACILITY	1	CURRENT COST	7,555.00
CATEGORY	30	FUTURE COST	7,860.22
		ASSIGNED RESERVES	7,203.60
PLACED IN SERVICE	1/77	SALVAGE VALUE	0.00
22 YEAR USEFUL LIFE			
+21 YEAR ADJUSTMENT		MONTHLY CNTRBTN	22.75
REPLACEMENT YEAR 2020		INTEREST	4.29
2 YEAR REM LIFE		MONTHLY ALLOCTN	27.04

REMARKS:

These are 20' poles with smaller "tennis court" type fixtures located at the parking lot near the clubhouse.

The current cost used for this component is based upon actual expenditures incurred in October 2000, and adjusted for inflation where applicable.

* Please note, two of these are at the volleyball court.

The useful life of this asset has been extended due to its present condition.

Lighting - Walkway, Bollards		QUANTITY	1 total
		UNIT COST	109,829.000
ASSET ID	3013	PERCENT REPL	100.00%
GROUP/FACILITY	1	CURRENT COST	109,829.00
CATEGORY	30	FUTURE COST	144,917.03
		ASSIGNED RESERVES	0.00
PLACED IN SERVICE	4/17	SALVAGE VALUE	0.00
15 YEAR USEFUL LIFE			
+0 YEAR ADJUSTMENT		MONTHLY CNTRBTN	721.41
REPLACEMENT YEAR 2032		INTEREST	2.32
14 YEAR REM LIFE		MONTHLY ALLOCTN	723.73

REMARKS:

Accordindg to the association, they replaed the bollards (69) in April 2017 for a cost of \$109,829.

This asset is for the replacement of the 69 bollard lights located throughout the association.

This asset, and the information contained herein, has been provided by the client and incorporated into our report at their request.

The inventory for this asset has been provided to our firm by the client.

Park Paseo Homeowners Association
Detail Report by Category

Lighting - Walkway, Bollards, Continued ...

The current cost used on this asset is based upon actual expenditures incurred at last replacement, and has been adjusted for inflation where applicable.

CATEGORY SUMMARY:	ASSIGNED RESERVES	40,838.52
	MONTHLY CNTRBTN	877.85
	INTEREST	26.73
	MONTHLY ALLOCTN	904.58

Park Paseo Homeowners Association
Detail Report by Category

Main Pool - Filter		QUANTITY	4 total
		UNIT COST	1,622.000
ASSET ID	1028	PERCENT REPL	100.00%
GROUP/FACILITY	1	CURRENT COST	6,488.00
CATEGORY	40	FUTURE COST	6,488.00
		ASSIGNED RESERVES	6,488.00
PLACED IN SERVICE	1/03	SALVAGE VALUE	0.00
12 YEAR USEFUL LIFE			
+0 YEAR ADJUSTMENT		MONTHLY CNTRBTN	49.10
REPLACEMENT YEAR	2018	INTEREST	0.16
0 YEAR REM LIFE		MONTHLY ALLOCTN	49.26

REMARKS:

These are 72 sq. ft. filters.

This asset, and the information contained herein, has been provided by the client and incorporated into our report at their request.

The cost estimates on this asset were originally provided by the client's maintenance contractor and have been adjusted to allow for inflationary changes.

Main Pool - Heater		QUANTITY	1 heater
		UNIT COST	20,616.000
ASSET ID	1024	PERCENT REPL	100.00%
GROUP/FACILITY	1	CURRENT COST	20,616.00
CATEGORY	40	FUTURE COST	24,154.93
		ASSIGNED RESERVES	6,479.31
PLACED IN SERVICE	5/14	SALVAGE VALUE	0.00
12 YEAR USEFUL LIFE			
+0 YEAR ADJUSTMENT		MONTHLY CNTRBTN	163.50
REPLACEMENT YEAR	2026	INTEREST	4.32
8 YEAR REM LIFE		MONTHLY ALLOCTN	167.82

REMARKS:

This is a Teledyne Laars 1,260K BTU Heater.

According to the association, they replpaced the pool heater in May 2014 for a cost of \$19,428.

The information used on this asset has been provided with the assistance of the client's maintenance contractor.

The current cost used on this asset is based upon actual expenditures incurred at last replacement, and has been adjusted for inflation where applicable.

Park Paseo Homeowners Association
Detail Report by Category

Main Pool - Motor/Pump System		QUANTITY	2 systems
		UNIT COST	3,787.000
ASSET ID	1042	PERCENT REPL	100.00%
GROUP/FACILITY	1	CURRENT COST	7,574.00
CATEGORY	40	FUTURE COST	8,037.59
		ASSIGNED RESERVES	4,577.69
PLACED IN SERVICE	6/13	SALVAGE VALUE	0.00
8 YEAR USEFUL LIFE			
+0 YEAR ADJUSTMENT		MONTHLY CNTRBTN	90.64
REPLACEMENT YEAR 2021		INTEREST	2.97
3 YEAR REM LIFE		MONTHLY ALLOCTN	93.61

REMARKS:

These are 5 H.P. systems

The information used on this asset has been provided with the assistance of the client's maintenance contractor.

The cost estimates on this asset were originally provided by the client's maintenance contractor and have been adjusted to allow for inflationary changes.

Main Pool - Refiberglass & Tile		QUANTITY	1 pool
		UNIT COST	79,188.000
ASSET ID	1020	PERCENT REPL	100.00%
GROUP/FACILITY	1	CURRENT COST	79,188.00
CATEGORY	40	FUTURE COST	94,636.99
		ASSIGNED RESERVES	0.00
PLACED IN SERVICE	1/13	SALVAGE VALUE	0.00
14 YEAR USEFUL LIFE			
+0 YEAR ADJUSTMENT		MONTHLY CNTRBTN	784.24
REPLACEMENT YEAR 2027		INTEREST	2.52
9 YEAR REM LIFE		MONTHLY ALLOCTN	786.76

REMARKS:

3,873 - sq. ft. of refiberglass
 270 - lin. ft. of trim tile
 420 - lin. ft. of lane tile
 6 - tile diamonds

According to the association, they refiberglassed the pool in October 2012 for a cost of \$71,725.

The information used on this asset has been provided with the assistance of the client's maintenance contractor.

The cost estimates on this asset were originally provided by the client's

Park Paseo Homeowners Association
Detail Report by Category

Main Pool - Refiberglass & Tile, Continued ...

maintenance contractor and have been adjusted to allow for inflationary changes.

For budgeting purposes, we have used the next fiscal year's beginning date as the placed-in-service date for this component.

Main Pool - Spa Filter		QUANTITY	1 filter
		UNIT COST	1,460.000
ASSET ID	1030	PERCENT REPL	100.00%
GROUP/FACILITY	1	CURRENT COST	1,460.00
CATEGORY	40	FUTURE COST	1,460.00
		ASSIGNED RESERVES	1,460.00
PLACED IN SERVICE	7/99	SALVAGE VALUE	0.00
10 YEAR USEFUL LIFE			
+0 YEAR ADJUSTMENT		MONTHLY CNTRBTN	13.10
REPLACEMENT YEAR	2018	INTEREST	0.04
0 YEAR REM LIFE		MONTHLY ALLOCTN	13.14

REMARKS:

This is a Purex 60 sq.ft. filter.

The information used on this asset has been provided with the assistance of the client's maintenance contractor.

The cost estimates on this asset were originally provided by the client's maintenance contractor and have been adjusted to allow for inflationary changes.

Main Pool - Spa Heater		QUANTITY	1 heater
		UNIT COST	2,741.000
ASSET ID	1026	PERCENT REPL	100.00%
GROUP/FACILITY	1	CURRENT COST	2,741.00
CATEGORY	40	FUTURE COST	3,086.81
		ASSIGNED RESERVES	1,082.58
PLACED IN SERVICE	2/14	SALVAGE VALUE	0.00
10 YEAR USEFUL LIFE			
+0 YEAR ADJUSTMENT		MONTHLY CNTRBTN	25.34
REPLACEMENT YEAR	2024	INTEREST	0.72
6 YEAR REM LIFE		MONTHLY ALLOCTN	26.06

Park Paseo Homeowners Association
Detail Report by Category

Main Pool - Spa Heater, Continued ...

REMARKS:

This is a 400K BTU heater.

According to the association, they replaced the spa heater in February 2014 for a cost of \$2,585.

The information used on this asset has been provided with the assistance of the client's maintenance contractor.

The current cost used on this asset is based upon actual expenditures incurred at last replacement, and has been adjusted for inflation where applicable.

Main Pool - Spa Pump/Motor	QUANTITY	1 system
ASSET ID 3045	UNIT COST	1,189.000
GROUP/FACILITY 1	PERCENT REPL	100.00%
CATEGORY 40	CURRENT COST	1,189.00
	FUTURE COST	1,189.00
	ASSIGNED RESERVES	1,189.00
PLACED IN SERVICE 1/01	SALVAGE VALUE	0.00
8 YEAR USEFUL LIFE		
+0 YEAR ADJUSTMENT	MONTHLY CNTRBTN	13.16
REPLACEMENT YEAR 2018	INTEREST	0.04
0 YEAR REM LIFE	MONTHLY ALLOCTN	13.20

REMARKS:

This asset is to replace the 2 h.p. pump & motor.

The information used on this asset has been provided with the assistance of the client's maintenance contractor.

The cost estimates on this asset were originally provided by the client's maintenance contractor and have been adjusted to allow for inflationary changes.

Park Paseo Homeowners Association
Detail Report by Category

Main Pool - Spa Pump/Motor, Booster		QUANTITY	2 systems
		UNIT COST	1,406.000
ASSET ID	3082	PERCENT REPL	100.00%
GROUP/FACILITY	1	CURRENT COST	2,812.00
CATEGORY	40	FUTURE COST	2,812.00
		ASSIGNED RESERVES	2,812.00
PLACED IN SERVICE	1/02	SALVAGE VALUE	0.00
8 YEAR USEFUL LIFE			
+0 YEAR ADJUSTMENT		MONTHLY CNTRBTN	31.13
REPLACEMENT YEAR 2018		INTEREST	0.10
0 YEAR REM LIFE		MONTHLY ALLOCTN	31.23

REMARKS:

This asset is to replace the 3 h.p. booster pumps & motors.

The information used on this asset has been provided with the assistance of the client's maintenance contractor.

The cost estimates on this asset were originally provided by the client's maintenance contractor and have been adjusted to allow for inflationary changes.

Main Pool - Spa Refiberglass & Tile		QUANTITY	1 spa
		UNIT COST	9,680.000
ASSET ID	1022	PERCENT REPL	100.00%
GROUP/FACILITY	1	CURRENT COST	9,680.00
CATEGORY	40	FUTURE COST	11,119.28
		ASSIGNED RESERVES	4,033.33
PLACED IN SERVICE	1/13	SALVAGE VALUE	0.00
12 YEAR USEFUL LIFE			
+0 YEAR ADJUSTMENT		MONTHLY CNTRBTN	75.35
REPLACEMENT YEAR 2025		INTEREST	2.60
7 YEAR REM LIFE		MONTHLY ALLOCTN	77.95

REMARKS:

1 - spa refiberglassing (313 sq. ft.)
 110 - lin. ft. of trim tile

According to the association, they refiberglassed the spa in October 2012 for a cost of \$8,770.

The information used on this asset has been provided with the assistance of the client's maintenance contractor.

The current cost used on this asset is based upon actual expenditures incurred at last replacement, and has been adjusted for inflation where

Park Paseo Homeowners Association
Detail Report by Category

Main Pool - Spa Refiberglass & Tile, Continued ...

applicable.

For budgeting purposes, we have used the next fiscal year's beginning date as the placed-in-service date for this component.

Main Pool - Spa, Sump Pump		QUANTITY	1 pump
		UNIT COST	3,043.000
ASSET ID	3069	PERCENT REPL	100.00%
GROUP/FACILITY	1	CURRENT COST	3,043.00
CATEGORY	40	FUTURE COST	3,043.00
		ASSIGNED RESERVES	3,043.00
PLACED IN SERVICE	6/07	SALVAGE VALUE	0.00
8 YEAR USEFUL LIFE			
+0 YEAR ADJUSTMENT		MONTHLY CNTRBTN	33.69
REPLACEMENT YEAR 2018		INTEREST	0.11
0 YEAR REM LIFE		MONTHLY ALLOCTN	33.80

REMARKS:

This asset is for sump pump replacement near the main spa area.

According to the association, they replaced the sump pump in June 2007 for a cost of \$2,301.

This asset, and the information contained herein, has been provided by the client and incorporated into our report at their request.

The cost estimates on this asset were originally provided by the client's maintenance contractor and have been adjusted to allow for inflationary changes.

Main Pool - Wader Filter		QUANTITY	1 filter
		UNIT COST	1,047.000
ASSET ID	1031	PERCENT REPL	100.00%
GROUP/FACILITY	1	CURRENT COST	1,047.00
CATEGORY	40	FUTURE COST	1,047.00
		ASSIGNED RESERVES	1,047.00
PLACED IN SERVICE	8/00	SALVAGE VALUE	0.00
12 YEAR USEFUL LIFE			
+0 YEAR ADJUSTMENT		MONTHLY CNTRBTN	7.92
REPLACEMENT YEAR 2018		INTEREST	0.03
0 YEAR REM LIFE		MONTHLY ALLOCTN	7.95

Park Paseo Homeowners Association
Detail Report by Category

Main Pool - Wader Filter, Continued ...

REMARKS:

This is a 36 sq.ft. filter.

According to the association, they replaced the filter in August 2000.

The information used on this asset has been provided with the assistance of the client's maintenance contractor.

The cost estimates on this asset were originally provided by the client's maintenance contractor and have been adjusted to allow for inflationary changes.

Main Pool - Wader Heater		QUANTITY	1 heater
		UNIT COST	3,246.000
ASSET ID	1027	PERCENT REPL	100.00%
GROUP/FACILITY	1	CURRENT COST	3,246.00
CATEGORY	40	FUTURE COST	3,246.00
		ASSIGNED RESERVES	3,246.00
PLACED IN SERVICE	7/06	SALVAGE VALUE	0.00
12 YEAR USEFUL LIFE			
+0 YEAR ADJUSTMENT		MONTHLY CNTRBTN	24.57
REPLACEMENT YEAR 2018		INTEREST	0.08
0 YEAR REM LIFE		MONTHLY ALLOCTN	24.65

REMARKS:

This is a 267K BTU heater.

According to the association, they replaced the wader heater in July 2006 for a cost of \$2,575.

The information used on this asset has been provided with the assistance of the client's maintenance contractor.

The cost estimates on this asset were originally provided by the client's maintenance contractor and have been adjusted to allow for inflationary changes.

Park Paseo Homeowners Association
Detail Report by Category

Main Pool - Wader Pump/Motor		QUANTITY	1 system
		UNIT COST	1,027.000
ASSET ID	3044	PERCENT REPL	100.00%
GROUP/FACILITY	1	CURRENT COST	1,027.00
CATEGORY	40	FUTURE COST	1,089.86
		ASSIGNED RESERVES	633.68
PLACED IN SERVICE	3/13	SALVAGE VALUE	0.00
8 YEAR USEFUL LIFE			
+0 YEAR ADJUSTMENT		MONTHLY CNTRBTN	11.93
REPLACEMENT YEAR 2021		INTEREST	0.41
3 YEAR REM LIFE		MONTHLY ALLOCTN	12.34

REMARKS:

This asset is to replace the 1/2 h.p. pump & motor.

The information used on this asset has been provided with the assistance of the client's maintenance contractor.

The cost estimates on this asset were originally provided by the client's maintenance contractor and have been adjusted to allow for inflationary changes.

Main Pool - Wader Refiberglassing		QUANTITY	1 wader
		UNIT COST	10,045.000
ASSET ID	1023	PERCENT REPL	100.00%
GROUP/FACILITY	1	CURRENT COST	10,045.00
CATEGORY	40	FUTURE COST	12,004.70
		ASSIGNED RESERVES	0.00
PLACED IN SERVICE	1/13	SALVAGE VALUE	0.00
14 YEAR USEFUL LIFE			
+0 YEAR ADJUSTMENT		MONTHLY CNTRBTN	99.48
REPLACEMENT YEAR 2027		INTEREST	0.32
9 YEAR REM LIFE		MONTHLY ALLOCTN	99.80

REMARKS:

- 1 - refiberglassing (286 sq. ft.)
- 67 - lin. ft. of trim tile
- 15 - lin. ft. of bench tile

According to the association, they refiberglassed the wader in October 2012 for a cost of \$9,100.

The information used on this asset has been provided with the assistance of the client's maintenance contractor.

The current cost used on this asset is based upon actual expenditures

Park Paseo Homeowners Association
Detail Report by Category

Main Pool - Wader Refiberglassing, Continued ...

incurred at last replacement, and has been adjusted for inflation where applicable.

For budgeting purposes, we have used the next fiscal year's beginning date as the placed-in-service date for this component.

According to the association, they spent \$2,000 for wader retrofitting in August 2000.

According to the association, they spent \$10,400 at the wader for an access ramp and handrail in 2004.

CATEGORY SUMMARY:	ASSIGNED RESERVES	36,091.59
	MONTHLY CNTRBTN	1,423.15
	INTEREST	14.42
	MONTHLY ALLOCTN	1,437.57

Park Paseo Homeowners Association
Detail Report by Category

Main Pool Area - Barbecues		QUANTITY	1 total
		UNIT COST	5,045.000
		PERCENT REPL	100.00%
ASSET ID	1051	CURRENT COST	5,045.00
GROUP/FACILITY	1	FUTURE COST	5,045.00
CATEGORY	45	ASSIGNED RESERVES	5,045.00
PLACED IN SERVICE	6/11	SALVAGE VALUE	0.00
5 YEAR USEFUL LIFE			
+0 YEAR ADJUSTMENT		MONTHLY CNTRBTN	87.69
REPLACEMENT YEAR 2018		INTEREST	0.28
0 YEAR REM LIFE		MONTHLY ALLOCTN	87.97

REMARKS:

According to the association, they replaced the bbq's at the pool area in June 2011 for a cost of \$4,330.

The current cost used on this asset is based upon actual expenditures incurred at last replacement, and has been adjusted for inflation where applicable.

This asset, and the information contained herein, has been provided by the client and incorporated into our report at their request.

The useful life estimate on this asset has been provided by the client.

Main Pool Area - Ceramic Shower		QUANTITY	1 total
		UNIT COST	6,630.000
		PERCENT REPL	102.00%
ASSET ID	3022	CURRENT COST	6,762.60
GROUP/FACILITY	1	FUTURE COST	7,035.81
CATEGORY	45	ASSIGNED RESERVES	6,448.06
PLACED IN SERVICE	1/77	SALVAGE VALUE	0.00
25 YEAR USEFUL LIFE			
+18 YEAR ADJUSTMENT		MONTHLY CNTRBTN	20.36
REPLACEMENT YEAR 2020		INTEREST	3.84
2 YEAR REM LIFE		MONTHLY ALLOCTN	24.20

REMARKS:

This is an exterior shower:

- 88 - sq. ft. of wall tile
- 15 - sq. ft. of floor tile

The measurement indicated represents the actual area to be replaced. The percentage of replacement has been increased above 100% to allow for a waste factor which should be considered when replacing this component.

Park Paseo Homeowners Association
Detail Report by Category

Main Pool Area - Ceramic Shower, Continued ...

The cost used on this component includes the removal and disposal of the existing material.

The cost estimates on this asset were originally provided by the client, and have been adjusted to allow for inflationary changes.

The useful life of this asset has been extended due to its present condition.

Main Pool Area - Deck Caulking		QUANTITY	1,407 lin. ft.
		UNIT COST	4.760
ASSET ID	1032	PERCENT REPL	100.00%
GROUP/FACILITY	1	CURRENT COST	6,697.32
CATEGORY	45	FUTURE COST	6,967.89
		ASSIGNED RESERVES	3,348.66
PLACED IN SERVICE	1/16	SALVAGE VALUE	0.00
4 YEAR USEFUL LIFE			
+0 YEAR ADJUSTMENT		MONTHLY CNTRBTN	146.38
REPLACEMENT YEAR 2020		INTEREST	2.43
2 YEAR REM LIFE		MONTHLY ALLOCTN	148.81

REMARKS:

According to the association, they replaced the deck caulking at the main at the Main pool in October 2015.

This asset, and the information contained herein, has been provided by the client and incorporated into our report at their request.

The current cost used on this asset is based upon actual expenditures incurred at last replacement, and has been adjusted for inflation where applicable.

For budgeting purposes, we have used the next fiscal year's beginning date as the placed-in-service date for this component.

Park Paseo Homeowners Association
Detail Report by Category

Main Pool Area - Furniture, Replace		QUANTITY	1 total
		UNIT COST	63,609.000
ASSET ID	1036	PERCENT REPL	100.00%
GROUP/FACILITY	1	CURRENT COST	63,609.00
CATEGORY	45	FUTURE COST	68,852.43
		ASSIGNED RESERVES	25,443.60
PLACED IN SERVICE	5/15	SALVAGE VALUE	0.00
7 YEAR USEFUL LIFE			
+0 YEAR ADJUSTMENT		MONTHLY CNTRBTN	851.44
REPLACEMENT YEAR 2022		INTEREST	17.63
4 YEAR REM LIFE		MONTHLY ALLOCTN	869.07

REMARKS:

According to the association, they replaced the pool furniture in May 2015 for a cost of \$62,362.

- 70 - chaise lounges
- 80 - lounge chairs
- 18 - square tables
- 27 - oval tea tables
- 13 - umbrellas w/stand

This asset, and the information contained herein, has been provided by the client and incorporated into our report at their request.

The current cost used on this asset is based upon actual expenditures incurred at last replacement, and has been adjusted for inflation where applicable.

The inventory for this asset has been provided to our firm by the client.

Main Pool Deck - Patio/Spa		QUANTITY	1 total
		UNIT COST	126,000.000
ASSET ID	3107	PERCENT REPL	100.00%
GROUP/FACILITY	1	CURRENT COST	126,000.00
CATEGORY	45	FUTURE COST	131,090.40
		ASSIGNED RESERVES	120,139.53
PLACED IN SERVICE	1/77	SALVAGE VALUE	0.00
30 YEAR USEFUL LIFE			
+13 YEAR ADJUSTMENT		MONTHLY CNTRBTN	379.37
REPLACEMENT YEAR 2020		INTEREST	71.53
2 YEAR REM LIFE (One Time Repl)		MONTHLY ALLOCTN	450.90

REMARKS:

This asset is for pool deck replacement at the main (clubhouse) pool. This is for the patio/spa areas with pavers.

Park Paseo Homeowners Association
Detail Report by Category

Main Pool Deck - Patio/Spa, Continued ...

This asset, and the information contained herein, has been provided by the client and incorporated into our report at their request.

The cost estimates on this asset have been provided by the client and incorporated into our report at their request.

Main Pool Deck - Pool/Wader		QUANTITY	1 total
		UNIT COST	161,000.000
ASSET ID	3070	PERCENT REPL	100.00%
GROUP/FACILITY	1	CURRENT COST	161,000.00
CATEGORY	45	FUTURE COST	167,504.40
		ASSIGNED RESERVES	153,511.63
PLACED IN SERVICE	1/77	SALVAGE VALUE	0.00
30 YEAR USEFUL LIFE			
+13 YEAR ADJUSTMENT		MONTHLY CNTRBTN	484.75
REPLACEMENT YEAR 2020		INTEREST	91.39
2 YEAR REM LIFE (One Time Repl)		MONTHLY ALLOCTN	576.14

REMARKS:

This asset is for pool deck replacement at the main (clubhouse) pool. This is for the pool/wader areas with pavers.

This asset, and the information contained herein, has been provided by the client and incorporated into our report at their request.

The cost estimates on this asset have been provided by the client and incorporated into our report at their request.

Main Pool Deck - Repairs		QUANTITY	1 provision
		UNIT COST	5,000.000
ASSET ID	3109	PERCENT REPL	100.00%
GROUP/FACILITY	1	CURRENT COST	5,000.00
CATEGORY	45	FUTURE COST	6,094.97
		ASSIGNED RESERVES	0.00
PLACED IN SERVICE	1/19	SALVAGE VALUE	0.00
10 YEAR USEFUL LIFE			
+0 YEAR ADJUSTMENT		MONTHLY CNTRBTN	44.85
REPLACEMENT YEAR 2028		INTEREST	0.14
10 YEAR REM LIFE		MONTHLY ALLOCTN	44.99

REMARKS:

This asset is for pool deck repairs in the future. This cost will not cover full replacement.

Park Paseo Homeowners Association
Detail Report by Category

Main Pool Deck - Repairs, Continued ...

This asset, and the information contained herein, has been provided by the client and incorporated into our report at their request.

The cost and useful life estimates on this asset have been provided by the client.

CATEGORY SUMMARY:	ASSIGNED RESERVES	313,936.48
	MONTHLY CNTRBTN	2,014.84
	INTEREST	187.24
	MONTHLY ALLOCTN	2,202.08

Park Paseo Homeowners Association
Detail Report by Category

Prosa Pool - Filter		QUANTITY	2 filters
		UNIT COST	1,460.000
ASSET ID	1029	PERCENT REPL	100.00%
GROUP/FACILITY	1	CURRENT COST	2,920.00
CATEGORY	50	FUTURE COST	3,037.97
		ASSIGNED RESERVES	2,415.83
PLACED IN SERVICE	6/08	SALVAGE VALUE	0.00
12 YEAR USEFUL LIFE			
+0 YEAR ADJUSTMENT		MONTHLY CNTRBTN	24.10
REPLACEMENT YEAR 2020		INTEREST	1.49
2 YEAR REM LIFE		MONTHLY ALLOCTN	25.59

REMARKS:

These are a 60 sq. ft. filters.

According to the association, they replaced the spa filter in June 2008 for a cost of \$1,297.

The information used on this asset has been provided with the assistance of the client's maintenance contractor.

The cost estimates on this asset were originally provided by the client's maintenance contractor and have been adjusted to allow for inflationary changes.

Prosa Pool - Heater		QUANTITY	1 heater
		UNIT COST	6,738.000
ASSET ID	1025	PERCENT REPL	100.00%
GROUP/FACILITY	1	CURRENT COST	6,738.00
CATEGORY	50	FUTURE COST	7,894.64
		ASSIGNED RESERVES	2,214.59
PLACED IN SERVICE	2/14	SALVAGE VALUE	0.00
12 YEAR USEFUL LIFE			
+0 YEAR ADJUSTMENT		MONTHLY CNTRBTN	52.47
REPLACEMENT YEAR 2026		INTEREST	1.46
8 YEAR REM LIFE		MONTHLY ALLOCTN	53.93

REMARKS:

According to the association, they replaced the pool heater in February 2014 for a cost of \$6,350.

The information used on this asset has been provided with the assistance of the client's maintenance contractor.

The current cost used on this asset is based upon actual expenditures incurred at last replacement, and has been adjusted for inflation where applicable.

Park Paseo Homeowners Association
Detail Report by Category

Prosa Pool - Pump/Motor Systems		QUANTITY	2 total
ASSET ID	3046	UNIT COST	1,189.000
GROUP/FACILITY	1	PERCENT REPL	100.00%
CATEGORY	50	CURRENT COST	2,378.00
		FUTURE COST	2,378.00
		ASSIGNED RESERVES	2,378.00
PLACED IN SERVICE	1/05	SALVAGE VALUE	0.00
8 YEAR USEFUL LIFE			
+0 YEAR ADJUSTMENT		MONTHLY CNTRBTN	26.33
REPLACEMENT YEAR 2018		INTEREST	0.08
0 YEAR REM LIFE		MONTHLY ALLOCTN	26.41

REMARKS:

These are 2 H.P. pump/motor systems.

The information used on this asset has been provided with the assistance of the client's maintenance contractor.

The cost estimates on this asset were originally provided by the client's maintenance contractor and have been adjusted to allow for inflationary changes.

Prosa Pool - Refiberglass & Tile		QUANTITY	1 pool
ASSET ID	1021	UNIT COST	34,604.000
GROUP/FACILITY	1	PERCENT REPL	100.00%
CATEGORY	50	CURRENT COST	34,604.00
		FUTURE COST	41,354.98
		ASSIGNED RESERVES	0.00
PLACED IN SERVICE	1/13	SALVAGE VALUE	0.00
14 YEAR USEFUL LIFE			
+0 YEAR ADJUSTMENT		MONTHLY CNTRBTN	342.70
REPLACEMENT YEAR 2027		INTEREST	1.10
9 YEAR REM LIFE		MONTHLY ALLOCTN	343.80

REMARKS:

1,560 - sq. ft. of refiberglass
 170 - lin. ft. of trim tile
 36 - lin. ft. of bench tile

According to the association, they refiberglassed the pool in October 2012 for a cost of \$31,350.

The information used on this asset has been provided with the assistance of the client's maintenance contractor.

The current cost used on this asset is based upon actual expenditures

Park Paseo Homeowners Association
Detail Report by Category

Prosa Pool - Refiberglass & Tile, Continued ...

incurred at last replacement, and has been adjusted for inflation where applicable.

CATEGORY SUMMARY:	ASSIGNED RESERVES	7,008.42
	MONTHLY CNTRBTN	445.60
	INTEREST	4.13
	MONTHLY ALLOCTN	449.73

Park Paseo Homeowners Association
Detail Report by Category

Prosa Pool Area - Barbecues		QUANTITY	1 total
		UNIT COST	4,123.000
ASSET ID	1052	PERCENT REPL	100.00%
GROUP/FACILITY	1	CURRENT COST	4,123.00
CATEGORY	55	FUTURE COST	4,205.46
		ASSIGNED RESERVES	3,567.09
PLACED IN SERVICE	8/11	SALVAGE VALUE	0.00
8 YEAR USEFUL LIFE			
+0 YEAR ADJUSTMENT		MONTHLY CNTRBTN	50.95
REPLACEMENT YEAR 2019		INTEREST	2.25
1 YEAR REM LIFE		MONTHLY ALLOCTN	53.20

REMARKS:

According to the association, they replaced the bbq's in August 2011 for a cost of \$3,540.

This asset, and the information contained herein, has been provided by the client and incorporated into our report at their request.

The current cost used on this asset is based upon actual expenditures incurred at last replacement, and has been adjusted for inflation where applicable.

The useful life estimate on this asset has been provided by the client.

Prosa Pool Area - Ceramic Shower		QUANTITY	1 total
		UNIT COST	7,252.000
ASSET ID	1053	PERCENT REPL	103.00%
GROUP/FACILITY	1	CURRENT COST	7,469.56
CATEGORY	55	FUTURE COST	7,771.33
		ASSIGNED RESERVES	7,076.43
PLACED IN SERVICE	1/82	SALVAGE VALUE	0.00
25 YEAR USEFUL LIFE			
+13 YEAR ADJUSTMENT		MONTHLY CNTRBTN	24.39
REPLACEMENT YEAR 2020		INTEREST	4.22
2 YEAR REM LIFE		MONTHLY ALLOCTN	28.61

REMARKS:

These are exterior showers:

304 - sq. ft. of wall tile	@	\$ 21.74	=	\$ 6,609.00
32 - sq. ft. of floor tile	@	20.10	=	643.00

		TOTAL	=	\$ 7,252.00

The measurement indicated represents the actual area to be replaced. The percentage of replacement has been increased above 100% to allow for a

Park Paseo Homeowners Association
Detail Report by Category

Prosa Pool Area - Ceramic Shower, Continued ...

waste factor which should be considered when replacing this component.

The useful life of this asset has been extended due to its present condition.

Prosa Pool Area - Deck Caulking		QUANTITY	492 lin. ft.
		UNIT COST	6.240
ASSET ID	1035	PERCENT REPL	100.00%
GROUP/FACILITY	1	CURRENT COST	3,070.08
CATEGORY	55	FUTURE COST	3,194.11
		ASSIGNED RESERVES	1,468.30
PLACED IN SERVICE	3/16	SALVAGE VALUE	0.00
4 YEAR USEFUL LIFE			
+0 YEAR ADJUSTMENT		MONTHLY CNTRBTN	69.87
REPLACEMENT YEAR 2020		INTEREST	1.08
2 YEAR REM LIFE		MONTHLY ALLOCTN	70.95

REMARKS:

According to the association, they replaced the deck caulking at the Prosa pool in March 2016 for a cost of \$2,952.

This asset, and the information contained herein, has been provided by the client and incorporated into our report at their request.

The current cost used on this asset is based upon actual expenditures incurred at last replacement, and has been adjusted for inflation where applicable.

Prosa Pool Area - Doors, Restrooms		QUANTITY	1 total
		UNIT COST	1,254.000
ASSET ID	3123	PERCENT REPL	100.00%
GROUP/FACILITY	0	CURRENT COST	1,254.00
CATEGORY	55	FUTURE COST	1,384.52
		ASSIGNED RESERVES	1,117.70
PLACED IN SERVICE	1/77	SALVAGE VALUE	0.00
25 YEAR USEFUL LIFE			
+21 YEAR ADJUSTMENT		MONTHLY CNTRBTN	3.57
REPLACEMENT YEAR 2023		INTEREST	0.67
5 YEAR REM LIFE		MONTHLY ALLOCTN	4.24

Park Paseo Homeowners Association
Detail Report by Category

Prosa Pool Area - Doors, Restrooms, Continued ...

REMARKS:

These are the exterior restroom doors at both pool areas.

2 - 3'0" x 6'8" doors @ \$ 627.00 = \$ 1,254.00

TOTAL = \$ 1,254.00

The useful life of this asset has been extended due to its present condition.

Prosa Pool Area - Furniture	QUANTITY	1 total
ASSET ID 1037	UNIT COST	17,569.000
GROUP/FACILITY 1	PERCENT REPL	100.00%
CATEGORY 55	CURRENT COST	17,569.00
PLACED IN SERVICE 5/15	FUTURE COST	19,017.25
7 YEAR USEFUL LIFE	ASSIGNED RESERVES	7,027.60
+0 YEAR ADJUSTMENT	SALVAGE VALUE	0.00
REPLACEMENT YEAR 2022	MONTHLY CNTRBTN	235.17
4 YEAR REM LIFE	INTEREST	4.87
	MONTHLY ALLOCTN	240.04

REMARKS:

According to the association, they replaced the pool furniture in May 2015 for a cost of \$16,888.

- 23 - chaise lounges
- 16 - lounge chairs
- 4 - square tables
- 7 - oval tea tables
- 5 - umbrellas w/stands

This asset, and the information contained herein, has been provided by the client and incorporated into our report at their request.

The current cost used on this asset is based upon actual expenditures incurred at last replacement, and has been adjusted for inflation where applicable.

The inventory for this asset has been provided to our firm by the client.

Park Paseo Homeowners Association
Detail Report by Category

	QUANTITY	
Prosa Pool Area - Rstrm Counters		2 counters
ASSET ID 1058	UNIT COST	565.000
GROUP/FACILITY 1	PERCENT REPL	100.00%
CATEGORY 55	CURRENT COST	1,130.00
	FUTURE COST	1,175.65
PLACED IN SERVICE 1/82	ASSIGNED RESERVES	1,070.53
20 YEAR USEFUL LIFE	SALVAGE VALUE	0.00
+18 YEAR ADJUSTMENT	MONTHLY CNTRBTN	3.69
REPLACEMENT YEAR 2020	INTEREST	0.64
2 YEAR REM LIFE	MONTHLY ALLOCTN	4.33

REMARKS:

These are 7' laminated plastic counters.

The useful life of this asset has been extended due to its present condition.

	QUANTITY	
Prosa Pool Area - Rstrm Fixtures		1 total
ASSET ID 1056	UNIT COST	5,832.000
GROUP/FACILITY 1	PERCENT REPL	100.00%
CATEGORY 55	CURRENT COST	5,832.00
	FUTURE COST	6,067.61
PLACED IN SERVICE 1/82	ASSIGNED RESERVES	5,525.05
25 YEAR USEFUL LIFE	SALVAGE VALUE	0.00
+13 YEAR ADJUSTMENT	MONTHLY CNTRBTN	19.04
REPLACEMENT YEAR 2020	INTEREST	3.29
2 YEAR REM LIFE	MONTHLY ALLOCTN	22.33

REMARKS:

4 - sinks, counter oval	@	\$ 506.00	=	\$ 2,024.00
3 - toilets, flush valve	@	882.00	=	2,646.00
1 - urinal, wall mount	@	1,162.00	=	1,162.00

		TOTAL	=	\$ 5,832.00

The useful life of this asset has been extended due to its present condition.

Park Paseo Homeowners Association
Detail Report by Category

Prosa Pool Area - Rstrm Partitions		QUANTITY	1 total
		UNIT COST	3,307.000
		PERCENT REPL	100.00%
ASSET ID	1057	CURRENT COST	3,307.00
GROUP/FACILITY	1	FUTURE COST	3,440.60
CATEGORY	55	ASSIGNED RESERVES	3,132.95
		SALVAGE VALUE	0.00
PLACED IN SERVICE	1/82		
20 YEAR USEFUL LIFE			
+18 YEAR ADJUSTMENT		MONTHLY CNTRBTN	10.80
REPLACEMENT YEAR 2020		INTEREST	1.87
2 YEAR REM LIFE		MONTHLY ALLOCTN	12.67

REMARKS:

These are metal partitions with a baked enamel finish:

3 - toilet partitions	@	\$ 876.00	=	\$ 2,628.00
1 - urinal partition	@	679.00	=	679.00

		TOTAL	=	\$ 3,307.00

The useful life of this asset has been extended due to its present condition.

Prosa Pool Area - Rstrm Tile		QUANTITY	1 total
		UNIT COST	9,262.000
		PERCENT REPL	103.00%
ASSET ID	1059	CURRENT COST	9,539.86
GROUP/FACILITY	1	FUTURE COST	9,925.27
CATEGORY	55	ASSIGNED RESERVES	9,037.76
		SALVAGE VALUE	0.00
PLACED IN SERVICE	1/82		
25 YEAR USEFUL LIFE			
+13 YEAR ADJUSTMENT		MONTHLY CNTRBTN	31.15
REPLACEMENT YEAR 2020		INTEREST	5.39
2 YEAR REM LIFE		MONTHLY ALLOCTN	36.54

REMARKS:

108 - sq. ft. of wall tile	@	\$ 21.74	=	\$ 2,348.00
344 - sq. ft. of floor tile	@	20.10	=	6,914.00

		TOTAL	=	\$ 9,262.00

The measurement indicated represents the actual area to be replaced. The percentage of replacement has been increased above 100% to allow for a waste factor which should be considered when replacing this component.

The useful life of this asset has been extended due to its present condition.

Park Paseo Homeowners Association
Detail Report by Category

Prosa Pool Area - Water Heater		QUANTITY	1 heater
		UNIT COST	4,571.000
ASSET ID	1070	PERCENT REPL	100.00%
GROUP/FACILITY	1	CURRENT COST	4,571.00
CATEGORY	55	FUTURE COST	5,913.08
		ASSIGNED RESERVES	0.00
PLACED IN SERVICE	6/15	SALVAGE VALUE	0.00
16 YEAR USEFUL LIFE			
+0 YEAR ADJUSTMENT		MONTHLY CNTRBTN	32.13
REPLACEMENT YEAR 2031		INTEREST	0.10
13 YEAR REM LIFE		MONTHLY ALLOCTN	32.23

REMARKS:

According to the association, they replaced the water heater with a tankless water heater in June 2015 for a cost of \$4,395.

This asset, and the information contained herein, has been provided by the client and incorporated into our report at their request.

The current cost used on this asset is based upon actual expenditures incurred at last replacement, and has been adjusted for inflation where applicable.

Prosa Pool Area - Wood Repairs		QUANTITY	1 provision
		UNIT COST	3,500.000
ASSET ID	3077	PERCENT REPL	100.00%
GROUP/FACILITY	1	CURRENT COST	3,500.00
CATEGORY	55	FUTURE COST	3,500.00
		ASSIGNED RESERVES	3,500.00
PLACED IN SERVICE	1/11	SALVAGE VALUE	0.00
5 YEAR USEFUL LIFE			
+2 YEAR ADJUSTMENT		MONTHLY CNTRBTN	60.84
REPLACEMENT YEAR 2018		INTEREST	0.20
0 YEAR REM LIFE		MONTHLY ALLOCTN	61.04

REMARKS:

This asset is for miscellaneous wood repairs to the prosa building to coincide with the painting in the future.

The useful life of this asset has been extended due to its present condition.

Park Paseo Homeowners Association
Detail Report by Category

Prosa Pool Deck - Repairs		QUANTITY	1 provision
		UNIT COST	2,500.000
ASSET ID	3110	PERCENT REPL	100.00%
GROUP/FACILITY	1	CURRENT COST	2,500.00
CATEGORY	55	FUTURE COST	3,047.49
		ASSIGNED RESERVES	0.00
PLACED IN SERVICE	1/20	SALVAGE VALUE	0.00
10 YEAR USEFUL LIFE			
+0 YEAR ADJUSTMENT		MONTHLY CNTRBTN	22.42
REPLACEMENT YEAR 2028		INTEREST	0.07
10 YEAR REM LIFE		MONTHLY ALLOCTN	22.49

REMARKS:

This asset is for pool deck repairs in the future. This cost will not cover full replacement.

This asset, and the information contained herein, has been provided by the client and incorporated into our report at their request.

The cost and useful life estimates on this asset have been provided by the client.

Prosa Pool Deck - Replace		QUANTITY	1 total
		UNIT COST	57,000.000
ASSET ID	3108	PERCENT REPL	100.00%
GROUP/FACILITY	1	CURRENT COST	57,000.00
CATEGORY	55	FUTURE COST	60,488.86
		ASSIGNED RESERVES	53,113.64
PLACED IN SERVICE	1/77	SALVAGE VALUE	0.00
30 YEAR USEFUL LIFE			
+14 YEAR ADJUSTMENT		MONTHLY CNTRBTN	168.43
REPLACEMENT YEAR 2021		INTEREST	31.62
3 YEAR REM LIFE (One Time Repl)		MONTHLY ALLOCTN	200.05

REMARKS:

This asset is for pool deck replacement at the Prossa pool with pavers.

This asset, and the information contained herein, has been provided by the client and incorporated into our report at their request.

The cost estimates on this asset have been provided by the client and incorporated into our report at their request.

Park Paseo Homeowners Association
Detail Report by Category

CATEGORY SUMMARY:	ASSIGNED RESERVES	95,637.05
	MONTHLY CNTRBTN	732.45
	INTEREST	56.27
	MONTHLY ALLOCTN	788.72

Park Paseo Homeowners Association
Detail Report by Category

Clubhouse - Billiard Tables		QUANTITY	2 tables
		UNIT COST	5,136.000
ASSET ID	1079	PERCENT REPL	100.00%
GROUP/FACILITY	1	CURRENT COST	10,272.00
CATEGORY	60	FUTURE COST	11,118.74
		ASSIGNED RESERVES	9,358.93
PLACED IN SERVICE	1/77	SALVAGE VALUE	0.00
25 YEAR USEFUL LIFE			
+20 YEAR ADJUSTMENT		MONTHLY CNTRBTN	29.80
REPLACEMENT YEAR 2022		INTEREST	5.57
4 YEAR REM LIFE		MONTHLY ALLOCTN	35.37

REMARKS:

According to the association, they refurbished the billiard tables in 2015 as needed. Therefore, we have adjusted the remaining life accordingly.

According to the association, these tables were recovered in 1993 for a total cost of \$1,200 and again in 2005.

The useful life of this asset has been extended due to its present condition.

Clubhouse - Carpet, Replace		QUANTITY	1 total
		UNIT COST	8,115.000
ASSET ID	3055	PERCENT REPL	100.00%
GROUP/FACILITY	1	CURRENT COST	8,115.00
CATEGORY	60	FUTURE COST	8,783.94
		ASSIGNED RESERVES	3,688.64
PLACED IN SERVICE	9/14	SALVAGE VALUE	0.00
8 YEAR USEFUL LIFE			
+0 YEAR ADJUSTMENT		MONTHLY CNTRBTN	99.54
REPLACEMENT YEAR 2022		INTEREST	2.48
4 YEAR REM LIFE		MONTHLY ALLOCTN	102.02

REMARKS:

This includes the carpet at the billard room, office and hallway. There is a total of 185 sq. yds. of carpet in the clubhouse. (stairs/pool area)

Accoridng to the associaiton, they replaced the carpet in September 2014 for a cost of \$7,800.

This asset, and the information contained herein, has been provided by the client and incorporated into our report at their request.

The current cost used on this asset is based upon actual expenditures incurred at last replacement, and has been adjusted for inflation where applicable.

Park Paseo Homeowners Association
Detail Report by Category

Clubhouse - Doors, Entry		QUANTITY	1 total
		UNIT COST	13,704.000
ASSET ID	3061	PERCENT REPL	100.00%
GROUP/FACILITY	0	CURRENT COST	13,704.00
CATEGORY	60	FUTURE COST	17,379.99
		ASSIGNED RESERVES	0.00
PLACED IN SERVICE	5/05	SALVAGE VALUE	0.00
25 YEAR USEFUL LIFE			
+0 YEAR ADJUSTMENT		MONTHLY CNTRBTN	103.72
REPLACEMENT YEAR 2030		INTEREST	0.33
12 YEAR REM LIFE		MONTHLY ALLOCTN	104.05

REMARKS:

These are stain grade decorative mahogany doors w/ beveled glass.

2 - 3'0" x 7'0" mahogany doors w/glass @ \$ 6,852.00 = \$ 13,704.00

TOTAL = \$ 13,704.00

According to the association, these doors were replaced in May 2005 for a cost of \$10,000.

The cost estimates on this asset were originally provided by the client, and have been adjusted to allow for inflationary changes.

Clubhouse - Doors, Entry		QUANTITY	1 total
		UNIT COST	10,880.000
ASSET ID	3062	PERCENT REPL	100.00%
GROUP/FACILITY	0	CURRENT COST	10,880.00
CATEGORY	60	FUTURE COST	15,850.11
		ASSIGNED RESERVES	0.00
PLACED IN SERVICE	1/12	SALVAGE VALUE	0.00
25 YEAR USEFUL LIFE			
+0 YEAR ADJUSTMENT		MONTHLY CNTRBTN	54.31
REPLACEMENT YEAR 2037		INTEREST	0.17
19 YEAR REM LIFE		MONTHLY ALLOCTN	54.48

REMARKS:

These are paint grade decorative wood doors w/ glass at the back.

4 - 4'0" x 7'0" wood doors w/glass @ \$ 2,720.00 = \$ 10,880.00

TOTAL = \$ 10,880.00

This asset, and the information contained herein, has been provided by the client and incorporated into our report at their request.

Park Paseo Homeowners Association
Detail Report by Category

Clubhouse - Doors, Entry, Continued ...

The actual date this item was placed-in-service was provided by the client.

Clubhouse - Doors, Interior	QUANTITY	1 total
	UNIT COST	2,029.000
ASSET ID 3063	PERCENT REPL	100.00%
GROUP/FACILITY 0	CURRENT COST	2,029.00
CATEGORY 60	FUTURE COST	2,240.18
	ASSIGNED RESERVES	1,721.58
PLACED IN SERVICE 1/90	SALVAGE VALUE	0.00
25 YEAR USEFUL LIFE		
+8 YEAR ADJUSTMENT	MONTHLY CNTRBTN	7.20
REPLACEMENT YEAR 2023	INTEREST	1.03
5 YEAR REM LIFE	MONTHLY ALLOCTN	8.23

REMARKS:

1 - 2'0" x 6'8" pocket doors	@	\$ 483.00	=	\$ 483.00
1 - 2'6" x 6'8" doors	@	340.00	=	340.00
3 - 3'0" x 6'8" doors	@	402.00	=	1,206.00

		TOTAL	=	\$ 2,029.00

These doors are repaired and/or replaced as needed.

The useful life of this asset has been extended due to its present condition.

Clubhouse - Doors, Kitchen	QUANTITY	1 total
	UNIT COST	9,419.000
ASSET ID 3111	PERCENT REPL	100.00%
GROUP/FACILITY 0	CURRENT COST	9,419.00
CATEGORY 60	FUTURE COST	15,149.87
	ASSIGNED RESERVES	0.00
PLACED IN SERVICE 1/17	SALVAGE VALUE	0.00
25 YEAR USEFUL LIFE		
+0 YEAR ADJUSTMENT	MONTHLY CNTRBTN	38.38
REPLACEMENT YEAR 2042	INTEREST	0.12
24 YEAR REM LIFE	MONTHLY ALLOCTN	38.50

REMARKS:

According to the association, they are going to replace the door near the kitchen area in August 2016 for a cost of \$9,235. These doors are near the kitchen area.

Park Paseo Homeowners Association
Detail Report by Category

Clubhouse - Doors, Kitchen, Continued ...

This asset, and the information contained herein, has been provided by the client and incorporated into our report at their request.

The current cost used on this asset is based upon actual expenditures incurred at last replacement, and has been adjusted for inflation where applicable.

Clubhouse - Doors, Restrooms		QUANTITY	1 total
		UNIT COST	1,254.000
ASSET ID	3064	PERCENT REPL	100.00%
GROUP/FACILITY	0	CURRENT COST	1,254.00
CATEGORY	60	FUTURE COST	1,384.52
		ASSIGNED RESERVES	1,117.70
PLACED IN SERVICE	1/77	SALVAGE VALUE	0.00
25 YEAR USEFUL LIFE			
+21 YEAR ADJUSTMENT		MONTHLY CNTRBTN	3.57
REPLACEMENT YEAR 2023		INTEREST	0.67
5 YEAR REM LIFE		MONTHLY ALLOCTN	4.24

REMARKS:

These are the exterior restroom doors at both pool areas.

2 - 3'0" x 6'8" doors @ \$ 627.00 = \$ 1,254.00

TOTAL = \$ 1,254.00

The useful life of this asset has been extended due to its present condition.

Clubhouse - Doors, Sliding		QUANTITY	5 total
		UNIT COST	5,000.000
ASSET ID	3116	PERCENT REPL	100.00%
GROUP/FACILITY	0	CURRENT COST	25,000.00
CATEGORY	60	FUTURE COST	25,000.00
		ASSIGNED RESERVES	25,000.00
PLACED IN SERVICE	1/77	SALVAGE VALUE	0.00
25 YEAR USEFUL LIFE			
+0 YEAR ADJUSTMENT		MONTHLY CNTRBTN	98.38
REPLACEMENT YEAR 2018		INTEREST	0.32
0 YEAR REM LIFE		MONTHLY ALLOCTN	98.70

Park Paseo Homeowners Association
Detail Report by Category

Clubhouse - Doors, Sliding, Continued ...

REMARKS:

These are the original aluminum sliding doors.

5 - aluminum sliding doors

This asset, and the information contained herein, has been provided by the client and incorporated into our report at their request.

The cost estimates on this asset have been provided by the client and incorporated into our report at their request.

Clubhouse - Exterior Staircase	QUANTITY	1 total
	UNIT COST	19,472.000
ASSET ID 3067	PERCENT REPL	100.00%
GROUP/FACILITY 1	CURRENT COST	19,472.00
CATEGORY 60	FUTURE COST	27,810.81
	ASSIGNED RESERVES	0.00
PLACED IN SERVICE 7/06	SALVAGE VALUE	0.00
30 YEAR USEFUL LIFE		
+0 YEAR ADJUSTMENT	MONTHLY CNTRBTN	101.97
REPLACEMENT YEAR 2036	INTEREST	0.33
18 YEAR REM LIFE	MONTHLY ALLOCTN	102.30

REMARKS:

According to the association, they replaced the exterior staircase in July 2006 for a cost of \$14,207.

This asset, and the information contained herein, has been provided by the client and incorporated into our report at their request.

The current cost used on this asset is based upon actual expenditures incurred at last replacement, and has been adjusted for inflation where applicable.

Park Paseo Homeowners Association
Detail Report by Category

Clubhouse - Floor Tile Kitch/Rec		QUANTITY	1 total
		UNIT COST	13,570.000
ASSET ID	3114	PERCENT REPL	100.00%
GROUP/FACILITY	1	CURRENT COST	13,570.00
CATEGORY	60	FUTURE COST	21,826.49
		ASSIGNED RESERVES	0.00
PLACED IN SERVICE	1/17	SALVAGE VALUE	0.00
25 YEAR USEFUL LIFE			
+0 YEAR ADJUSTMENT		MONTHLY CNTRBTN	55.29
REPLACEMENT YEAR	2042	INTEREST	0.18
24 YEAR REM LIFE		MONTHLY ALLOCTN	55.47

REMARKS:

According to the association, they are going to replace the carpet downstairs and kitchen tile with wood looking ceramic tile in September 2016 for a cost of \$13,044.80.

This is approximately 756 sq. ft. of flooring.

This asset, and the information contained herein, has been provided by the client and incorporated into our report at their request.

The current cost used on this asset is based upon actual expenditures incurred at last replacement, and has been adjusted for inflation where applicable.

For budgeting purposes, we have used the next fiscal year's beginning date as the placed-in-service date for this component.

The inventory for this asset has been provided to our firm by the client.

Clubhouse - Furnishings		QUANTITY	1 total
		UNIT COST	35,000.000
ASSET ID	3056	PERCENT REPL	100.00%
GROUP/FACILITY	1	CURRENT COST	35,000.00
CATEGORY	60	FUTURE COST	41,828.24
		ASSIGNED RESERVES	0.00
PLACED IN SERVICE	1/17	SALVAGE VALUE	0.00
10 YEAR USEFUL LIFE			
+0 YEAR ADJUSTMENT		MONTHLY CNTRBTN	346.62
REPLACEMENT YEAR	2027	INTEREST	1.11
9 YEAR REM LIFE		MONTHLY ALLOCTN	347.73

Park Paseo Homeowners Association
Detail Report by Category

Clubhouse - Furnishings, Continued ...

REMARKS:

- | | |
|--------------------------------|---------------------------------|
| 2 - leather arm chairs | 2 - life like plants credenza |
| 1 - wood & concrete table | 2 - pub tables main room |
| 2 - table lamps | 4 - swivel grey bar stools |
| 1 - mirror above console | 2 - life like plants pub tables |
| 1 - large life like plant | 4 - leather lounge chairs |
| 2 - artwork main room | 2 - end tables main room |
| 1 - credenza main room tv | 2 - table lamps main room |
| 2 - life like tree main room | 1 - artwork above counter |
| 1 - life like plant on counter | 2 - vases on counter |
| 3 - pub tables upstairs | 6 - swivel bar stools upstairs |
| 3 - life like plants pub table | 2 - round tables woodbase/stone |
| 8 - grey leather side chairs | 2 - wood pool que wall racks |
| 1 - large art near pool racks | 2 - art on wall trophy cabinet |
| 60 - folding chairs | 1 - large television |
| 1 - design/consulting fee | |

At the request of the association, we are funding for \$30,000 every ten years for furniture replacement as needed.

According to the association, they are going to spend approximately \$78,000 to refurbish the clubhouse rec areas in September 2016.

This asset, and the information contained herein, has been provided by the client and incorporated into our report at their request.

The cost and useful life estimates on this asset have been provided by the client.

For budgeting purposes, we have used the next fiscal year's beginning date as the placed-in-service date for this component.

Clubhouse - HVAC, Clubhouse/Office	QUANTITY	1 total
	UNIT COST	29,394.000
	PERCENT REPL	100.00%
ASSET ID 1068	CURRENT COST	29,394.00
GROUP/FACILITY 1	FUTURE COST	40,351.66
CATEGORY 60	ASSIGNED RESERVES	0.00
	SALVAGE VALUE	0.00
PLACED IN SERVICE 4/14	MONTHLY CNTRBTN	171.05
20 YEAR USEFUL LIFE	INTEREST	0.55
+0 YEAR ADJUSTMENT	MONTHLY ALLOCTN	171.60
REPLACEMENT YEAR 2034		
16 YEAR REM LIFE		

Park Paseo Homeowners Association
Detail Report by Category

Clubhouse - HVAC, Clubhouse/Office, Continued ...

REMARKS:

According to the associaiton, they replaced the hvac units for the office and clubhouse in April 2014 for a cost of \$27,697.

This asset, and the information contained herein, has been provided by the client and incorporated into our report at their request.

The current cost used on this asset is based upon actual expenditures incurred at last replacement, and has been adjusted for inflation where applicable.

Clubhouse - Kitchen, Appliances	
---------------------------------	--

	QUANTITY	1 total
ASSET ID 1065	UNIT COST	5,563.000
GROUP/FACILITY 1	PERCENT REPL	100.00%
CATEGORY 60	CURRENT COST	5,563.00
	FUTURE COST	5,787.75
	ASSIGNED RESERVES	4,804.41
PLACED IN SERVICE 5/05	SALVAGE VALUE	0.00
12 YEAR USEFUL LIFE		
+3 YEAR ADJUSTMENT	MONTHLY CNTRBTN	37.52
REPLACEMENT YEAR 2020	INTEREST	2.93
2 YEAR REM LIFE	MONTHLY ALLOCTN	40.45

REMARKS:

The association replaced all appliances in May 2005 for \$4,061.

These are all GE Profile appliances.

- 2 - microwaves
- 1 - refrigerator
- 1 - oven/range
- 1 - warming oven

The current cost used on this asset is based upon actual expenditures incurred at last replacement, and has been adjusted for inflation where applicable.

The useful life of this asset has been extended due to its present condition.

Park Paseo Homeowners Association
Detail Report by Category

Clubhouse - Kitchen, Cabinets		QUANTITY	1 total
		UNIT COST	25,771.000
		PERCENT REPL	100.00%
ASSET ID	1075	CURRENT COST	25,771.00
GROUP/FACILITY	1	FUTURE COST	32,683.86
CATEGORY	60	ASSIGNED RESERVES	0.00
PLACED IN SERVICE	5/05	SALVAGE VALUE	0.00
25 YEAR USEFUL LIFE			
+0 YEAR ADJUSTMENT		MONTHLY CNTRBTN	195.05
REPLACEMENT YEAR 2030		INTEREST	0.63
12 YEAR REM LIFE		MONTHLY ALLOCTN	195.68

REMARKS:

The association replaced all cabinets and counters in May 2005 for \$18,800.
 These are natural wood cabinets with marble counters.

- 31 - lin. ft. of base cabinets
- 15 - lin. ft. of wall cabinets
- 31 - lin. ft. of counter top

The current cost used on this asset is based upon actual expenditures incurred at last replacement, and has been adjusted for inflation where applicable.

Clubhouse - Kitchen, Refrigerator		QUANTITY	1 total
		UNIT COST	1,929.000
		PERCENT REPL	100.00%
ASSET ID	3124	CURRENT COST	1,929.00
GROUP/FACILITY	1	FUTURE COST	2,215.81
CATEGORY	60	ASSIGNED RESERVES	771.60
PLACED IN SERVICE	5/13	SALVAGE VALUE	0.00
12 YEAR USEFUL LIFE			
+0 YEAR ADJUSTMENT		MONTHLY CNTRBTN	15.38
REPLACEMENT YEAR 2025		INTEREST	0.50
7 YEAR REM LIFE		MONTHLY ALLOCTN	15.88

REMARKS:

1 - refrigerator

The current cost used on this asset is based upon actual expenditures incurred at last replacement, and has been adjusted for inflation where applicable.

The actual date this item was placed-in-service was provided by the client.

Park Paseo Homeowners Association
Detail Report by Category

Clubhouse - Kitchen, Sink		QUANTITY	1 sink
		UNIT COST	817.000
ASSET ID	1077	PERCENT REPL	100.00%
GROUP/FACILITY	1	CURRENT COST	817.00
CATEGORY	60	FUTURE COST	1,036.15
		ASSIGNED RESERVES	0.00
PLACED IN SERVICE	5/05	SALVAGE VALUE	0.00
25 YEAR USEFUL LIFE			
+0 YEAR ADJUSTMENT		MONTHLY CNTRBTN	6.18
REPLACEMENT YEAR 2030		INTEREST	0.02
12 YEAR REM LIFE		MONTHLY ALLOCTN	6.20

REMARKS:

This sink was installed in May 2005 for \$600.

The current cost used on this asset is based upon actual expenditures incurred at last replacement, and has been adjusted for inflation where applicable.

Clubhouse - Office, Equipment		QUANTITY	1 provision
		UNIT COST	3,500.000
ASSET ID	3072	PERCENT REPL	100.00%
GROUP/FACILITY	1	CURRENT COST	3,500.00
CATEGORY	60	FUTURE COST	3,714.23
		ASSIGNED RESERVES	2,187.50
PLACED IN SERVICE	1/13	SALVAGE VALUE	0.00
8 YEAR USEFUL LIFE			
+0 YEAR ADJUSTMENT		MONTHLY CNTRBTN	39.90
REPLACEMENT YEAR 2021		INTEREST	1.41
3 YEAR REM LIFE		MONTHLY ALLOCTN	41.31

REMARKS:

This asset is for replacement of the office equipment:

- 1 - printer multi purpose
- 1 - small refrigerator

This asset, and the information contained herein, has been provided by the client and incorporated into our report at their request.

The cost and useful life estimates on this asset have been provided by the client.

Park Paseo Homeowners Association
Detail Report by Category

Clubhouse - Office, Equipment		QUANTITY	1 provision
		UNIT COST	6,500.000
ASSET ID	3112	PERCENT REPL	100.00%
GROUP/FACILITY	1	CURRENT COST	6,500.00
CATEGORY	60	FUTURE COST	7,176.53
		ASSIGNED RESERVES	2,437.50
PLACED IN SERVICE	1/15	SALVAGE VALUE	0.00
8 YEAR USEFUL LIFE			
+0 YEAR ADJUSTMENT		MONTHLY CNTRBTN	73.24
REPLACEMENT YEAR 2023		INTEREST	1.66
5 YEAR REM LIFE		MONTHLY ALLOCTN	74.90

REMARKS:

This asset is for replacement of the office equipment:

- 2 - computers
- 2 - monitors

This asset, and the information contained herein, has been provided by the client and incorporated into our report at their request.

The cost and useful life estimates on this asset have been provided by the client.

Clubhouse - Office, Refurbishment		QUANTITY	1 total
		UNIT COST	13,555.000
ASSET ID	1064	PERCENT REPL	100.00%
GROUP/FACILITY	1	CURRENT COST	13,555.00
CATEGORY	60	FUTURE COST	16,199.48
		ASSIGNED RESERVES	0.00
PLACED IN SERVICE	3/07	SALVAGE VALUE	0.00
20 YEAR USEFUL LIFE			
+0 YEAR ADJUSTMENT		MONTHLY CNTRBTN	134.24
REPLACEMENT YEAR 2027		INTEREST	0.43
9 YEAR REM LIFE		MONTHLY ALLOCTN	134.67

REMARKS:

According to the association, they renovated the office in March 2007 for a cost of \$10,238. Following are the items in the office:

- | | |
|---------------|---------------|
| carpet | file cabinets |
| base cabinets | office chair |
| counters | window blinds |
| wall cabinets | lighting |
| painting | |

This asset, and the information contained herein, has been provided by

Park Paseo Homeowners Association
Detail Report by Category

Clubhouse - Office, Refurbishment, Continued ...

the client and incorporated into our report at their request.

The current cost used on this asset is based upon actual expenditures incurred at last replacement, and has been adjusted for inflation where applicable.

For budgeting purposes, we have used the next fiscal year's beginning date as the placed-in-service date for this component.

Clubhouse - Restroom		QUANTITY	1 comment
		UNIT COST	0.000
ASSET ID	3078	PERCENT REPL	0.00%
GROUP/FACILITY	1	CURRENT COST	0.00
CATEGORY	60	FUTURE COST	0.00
		ASSIGNED RESERVES	0.00
PLACED IN SERVICE	1/09	SALVAGE VALUE	0.00
25 YEAR USEFUL LIFE			
+0 YEAR ADJUSTMENT		MONTHLY CNTRBTN	0.00
REPLACEMENT YEAR	2034	INTEREST	0.00
16 YEAR REM LIFE		MONTHLY ALLOCTN	0.00

REMARKS:

The following comment applies to clubhouse restroom refurbishment:

According to the association, they refurbished the clubhouse interior restrooms in 2008 for approximately \$112,630. This consisted of new plumbing, partitons, counters, sinks, benches, lockers, lighting, vents painting and other miscellaneous items. Therefore, we have adjusted the placed in service dates for these items accordingly.

Clubhouse - Restroom Ceramic Tile		QUANTITY	548 sq. ft.
		UNIT COST	21.730
ASSET ID	1080	PERCENT REPL	103.00%
GROUP/FACILITY	1	CURRENT COST	12,265.28
CATEGORY	60	FUTURE COST	16,837.60
		ASSIGNED RESERVES	0.00
PLACED IN SERVICE	1/09	SALVAGE VALUE	0.00
25 YEAR USEFUL LIFE			
+0 YEAR ADJUSTMENT		MONTHLY CNTRBTN	71.37
REPLACEMENT YEAR	2034	INTEREST	0.23
16 YEAR REM LIFE		MONTHLY ALLOCTN	71.60

Park Paseo Homeowners Association
Detail Report by Category

Clubhouse - Restroom Ceramic Tile, Continued ...

REMARKS:

* We have removed some of the sq. ft. for this asset for replacement of the women's shower.

The measurement indicated represents the actual area to be replaced. The percentage of replacement has been increased above 100% to allow for a waste factor which should be considered when replacing this component.

For budgeting purposes, we have used the next fiscal year's beginning date as the placed-in-service date for this component.

Clubhouse - Restroom Counters	QUANTITY	16 lin. ft.
	UNIT COST	252.000
ASSET ID 3027	PERCENT REPL	100.00%
GROUP/FACILITY 1	CURRENT COST	4,032.00
CATEGORY 60	FUTURE COST	5,013.29
	ASSIGNED RESERVES	0.00
PLACED IN SERVICE 1/09	SALVAGE VALUE	0.00
20 YEAR USEFUL LIFE		
+0 YEAR ADJUSTMENT	MONTHLY CNTRBTN	33.08
REPLACEMENT YEAR 2029	INTEREST	0.11
11 YEAR REM LIFE	MONTHLY ALLOCTN	33.19

REMARKS:

These are granite counters.

For budgeting purposes, we have used the next fiscal year's beginning date as the placed-in-service date for this component.

Clubhouse - Restroom Epoxy Floor	QUANTITY	127 sq. ft.
	UNIT COST	18.250
ASSET ID 3087	PERCENT REPL	103.00%
GROUP/FACILITY 1	CURRENT COST	2,387.28
CATEGORY 60	FUTURE COST	3,277.22
	ASSIGNED RESERVES	0.00
PLACED IN SERVICE 1/09	SALVAGE VALUE	0.00
25 YEAR USEFUL LIFE		
+0 YEAR ADJUSTMENT	MONTHLY CNTRBTN	13.89
REPLACEMENT YEAR 2034	INTEREST	0.04
16 YEAR REM LIFE	MONTHLY ALLOCTN	13.93

Park Paseo Homeowners Association
Detail Report by Category

Clubhouse - Restroom Epoxy Floor, Continued ...

REMARKS:

The measurement indicated represents the actual area to be replaced. The percentage of replacement has been increased above 100% to allow for a waste factor which should be considered when replacing this component.

For budgeting purposes, we have used the next fiscal year's beginning date as the placed-in-service date for this component.

Clubhouse - Restroom Fixtures	
-------------------------------	--

	QUANTITY	1 total
ASSET ID 1081	UNIT COST	7,596.000
GROUP/FACILITY 1	PERCENT REPL	100.00%
CATEGORY 60	CURRENT COST	7,596.00
	FUTURE COST	10,427.68
	ASSIGNED RESERVES	0.00
PLACED IN SERVICE 1/09	SALVAGE VALUE	0.00
25 YEAR USEFUL LIFE		
+0 YEAR ADJUSTMENT	MONTHLY CNTRBTN	44.20
REPLACEMENT YEAR 2034	INTEREST	0.14
16 YEAR REM LIFE	MONTHLY ALLOCTN	44.34

REMARKS:

5 - toilets, flush valve	@	\$ 882.00	=	\$ 4,410.00	
4 - sinks, counter oval	@	506.00	=	2,024.00	
1 - urinal, wall mount	@	1,162.00	=	1,162.00	

				TOTAL =	\$ 7,596.00

For budgeting purposes, we have used the next fiscal year's beginning date as the placed-in-service date for this component.

Clubhouse - Restroom Lockers/Bench	
------------------------------------	--

	QUANTITY	1 provision
ASSET ID 3028	UNIT COST	20,000.000
GROUP/FACILITY 1	PERCENT REPL	100.00%
CATEGORY 60	CURRENT COST	20,000.00
	FUTURE COST	25,872.13
	ASSIGNED RESERVES	0.00
PLACED IN SERVICE 1/09	SALVAGE VALUE	0.00
22 YEAR USEFUL LIFE		
+0 YEAR ADJUSTMENT	MONTHLY CNTRBTN	140.60
REPLACEMENT YEAR 2031	INTEREST	0.45
13 YEAR REM LIFE	MONTHLY ALLOCTN	141.05

Park Paseo Homeowners Association
Detail Report by Category

Clubhouse - Restroom Lockers/Bench, Continued ...

REMARKS:

For budgeting purposes, we have used the next fiscal year's beginning date as the placed-in-service date for this component.

Clubhouse - Restroom Partitions	QUANTITY	5 partitions
	UNIT COST	1,105.000
ASSET ID 1082	PERCENT REPL	100.00%
GROUP/FACILITY 1	CURRENT COST	5,525.00
CATEGORY 60	FUTURE COST	6,869.64
	ASSIGNED RESERVES	0.00
PLACED IN SERVICE 1/09	SALVAGE VALUE	0.00
20 YEAR USEFUL LIFE		
+0 YEAR ADJUSTMENT	MONTHLY CNTRBTN	45.33
REPLACEMENT YEAR 2029	INTEREST	0.15
11 YEAR REM LIFE	MONTHLY ALLOCTN	45.48

REMARKS:

These are laminated plastic partitions.

For budgeting purposes, we have used the next fiscal year's beginning date as the placed-in-service date for this component.

Clubhouse - Restroom Shower Door	QUANTITY	4 doors
	UNIT COST	522.000
ASSET ID 1083	PERCENT REPL	100.00%
GROUP/FACILITY 1	CURRENT COST	2,088.00
CATEGORY 60	FUTURE COST	2,398.46
	ASSIGNED RESERVES	1,174.50
PLACED IN SERVICE 1/09	SALVAGE VALUE	0.00
16 YEAR USEFUL LIFE		
+0 YEAR ADJUSTMENT	MONTHLY CNTRBTN	12.75
REPLACEMENT YEAR 2025	INTEREST	0.73
7 YEAR REM LIFE	MONTHLY ALLOCTN	13.48

REMARKS:

For budgeting purposes, we have used the next fiscal year's beginning date as the placed-in-service date for this component.

Park Paseo Homeowners Association
Detail Report by Category

Clubhouse - Water Heater		QUANTITY	1 heater
		UNIT COST	7,264.000
ASSET ID	1069	PERCENT REPL	100.00%
GROUP/FACILITY	1	CURRENT COST	7,264.00
CATEGORY	60	FUTURE COST	9,396.76
		ASSIGNED RESERVES	0.00
PLACED IN SERVICE	6/15	SALVAGE VALUE	0.00
16 YEAR USEFUL LIFE			
+0 YEAR ADJUSTMENT		MONTHLY CNTRBTN	51.07
REPLACEMENT YEAR 2031		INTEREST	0.16
13 YEAR REM LIFE		MONTHLY ALLOCTN	51.23

REMARKS:

According to the association, they replaced the water heater with a tankless water heater in June 2015 for a cost of \$6,983.

This asset, and the information contained herein, has been provided by the client and incorporated into our report at their request.

The current cost used on this asset is based upon actual expenditures incurred at last replacement, and has been adjusted for inflation where applicable.

Clubhouse - Window Blinds		QUANTITY	1 total
		UNIT COST	16,583.000
ASSET ID	1074	PERCENT REPL	100.00%
GROUP/FACILITY	1	CURRENT COST	16,583.00
CATEGORY	60	FUTURE COST	17,252.95
		ASSIGNED RESERVES	14,321.68
PLACED IN SERVICE	5/05	SALVAGE VALUE	0.00
10 YEAR USEFUL LIFE			
+5 YEAR ADJUSTMENT		MONTHLY CNTRBTN	111.85
REPLACEMENT YEAR 2020		INTEREST	8.74
2 YEAR REM LIFE		MONTHLY ALLOCTN	120.59

REMARKS:

This asset is for window tinting and window blinds.

The association replaced the blinds and tinted the windows in May 2005 for a cost of \$12,100.

The current cost used on this asset is based upon actual expenditures incurred at last replacement, and has been adjusted for inflation where applicable.

The useful life estimate on this asset has been provided by the client.

Park Paseo Homeowners Association
Detail Report by Category

Clubhouse - Window Blinds, Continued ...

The useful life of this asset has been extended due to its present condition.

Clubhouse - Women's Shower	QUANTITY	1 total
	UNIT COST	3,572.000
ASSET ID 3092	PERCENT REPL	100.00%
GROUP/FACILITY 1	CURRENT COST	3,572.00
CATEGORY 60	FUTURE COST	5,203.73
	ASSIGNED RESERVES	0.00
PLACED IN SERVICE 3/12	SALVAGE VALUE	0.00
25 YEAR USEFUL LIFE		
+0 YEAR ADJUSTMENT	MONTHLY CNTRBTN	17.83
REPLACEMENT YEAR 2037	INTEREST	0.06
19 YEAR REM LIFE	MONTHLY ALLOCTN	17.89

REMARKS:

This asset is for the women's shower. There is approximately 237 sq. ft. According to the association, the women's shower was replaced in March 2012 for a cost of \$3,237.

The measurement indicated represents the actual area to be replaced. The percentage of replacement has been increased above 100% to allow for a waste factor which should be considered when replacing this component.

This asset, and the information contained herein, has been provided by the client and incorporated into our report at their request.

The current cost used on this asset is based upon actual expenditures incurred at last replacement, and has been adjusted for inflation where applicable.

CATEGORY SUMMARY:	ASSIGNED RESERVES	66,584.04
	MONTHLY CNTRBTN	2,153.31
	INTEREST	31.25
	MONTHLY ALLOCTN	2,184.56

Park Paseo Homeowners Association
Detail Report by Category

Tennis Court - Benches, Tennis/Grds		QUANTITY	14 benches
		UNIT COST	1,496.000
ASSET ID	1091	PERCENT REPL	100.00%
GROUP/FACILITY	1	CURRENT COST	20,944.00
CATEGORY	65	FUTURE COST	24,539.23
		ASSIGNED RESERVES	0.00
PLACED IN SERVICE	1/11	SALVAGE VALUE	0.00
15 YEAR USEFUL LIFE			
+0 YEAR ADJUSTMENT		MONTHLY CNTRBTN	231.88
REPLACEMENT YEAR 2026		INTEREST	0.75
8 YEAR REM LIFE		MONTHLY ALLOCTN	232.63

REMARKS:

These benches with backs. This asset is for the benches throughout the community.

According to the association, they replaced four benches, added five benches and repaired the remaining benches in 2010 for a cost of \$18,000

For budgeting purposes, we have used the next fiscal year's beginning date as the placed-in-service date for this component.

The current cost used on this asset is based upon actual expenditures incurred at last replacement, and has been adjusted for inflation where applicable.

Tennis Court - Chain Link		QUANTITY	1 total
		UNIT COST	20,585.000
ASSET ID	1089	PERCENT REPL	100.00%
GROUP/FACILITY	1	CURRENT COST	20,585.00
CATEGORY	65	FUTURE COST	22,727.50
		ASSIGNED RESERVES	18,347.50
PLACED IN SERVICE	1/77	SALVAGE VALUE	0.00
30 YEAR USEFUL LIFE			
+16 YEAR ADJUSTMENT		MONTHLY CNTRBTN	58.67
REPLACEMENT YEAR 2023		INTEREST	10.93
5 YEAR REM LIFE		MONTHLY ALLOCTN	69.60

REMARKS:

This is vinyl coated chain link fencing:

480 lin. ft. of 10' fencing	@	\$ 35.72	=	\$ 17,146.00
246 lin. ft. of 3' fencing	@	13.98	=	3,439.00

		TOTAL	=	\$ 20,585.00

The useful life of this asset has been extended due to its present condi-

Park Paseo Homeowners Association
Detail Report by Category

Tennis Court - Chain Link, Continued ...

tion.

Tennis Court - Deck Caulking		QUANTITY	343 lin. ft.
		UNIT COST	7.140
ASSET ID	3113	PERCENT REPL	100.00%
GROUP/FACILITY	1	CURRENT COST	2,449.02
CATEGORY	65	FUTURE COST	2,598.92
		ASSIGNED RESERVES	612.26
PLACED IN SERVICE	1/17	SALVAGE VALUE	0.00
4 YEAR USEFUL LIFE			
+0 YEAR ADJUSTMENT		MONTHLY CNTRBTN	53.20
REPLACEMENT YEAR 2021		INTEREST	0.53
3 YEAR REM LIFE		MONTHLY ALLOCTN	53.73

REMARKS:

According to the associaiton, they are going to replace the deck caulking at the tennis courts in September 2016 for a cost of \$2,401.

This asset, and the information contained herein, has been provided by the client and incorporated into our report at their request.

The current cost used on this asset is based upon actual expenditures incurred at last replacement, and has been adjusted for inflation where applicable.

For budgeting purposes, we have used the next fiscal year's beginning date as the placed-in-service date for this component.

Tennis Court - Lighting		QUANTITY	16 fixtures
		UNIT COST	882.000
ASSET ID	1088	PERCENT REPL	100.00%
GROUP/FACILITY	1	CURRENT COST	14,112.00
CATEGORY	65	FUTURE COST	14,682.12
		ASSIGNED RESERVES	13,455.63
PLACED IN SERVICE	1/77	SALVAGE VALUE	0.00
25 YEAR USEFUL LIFE			
+18 YEAR ADJUSTMENT		MONTHLY CNTRBTN	42.49
REPLACEMENT YEAR 2020		INTEREST	8.01
2 YEAR REM LIFE		MONTHLY ALLOCTN	50.50

REMARKS:

This asset is for replacement of the fixtures only. Pole replacement not included.

Park Paseo Homeowners Association
Detail Report by Category

Tennis Court - Lighting, Continued ...

The useful life of this asset has been extended due to its present condition.

Tennis Court - Resurfacing		QUANTITY	14,400 sq. ft.
		UNIT COST	0.690
ASSET ID	1086	PERCENT REPL	100.00%
GROUP/FACILITY	1	CURRENT COST	9,936.00
CATEGORY	65	FUTURE COST	10,544.16
		ASSIGNED RESERVES	4,968.00
PLACED IN SERVICE	1/15	SALVAGE VALUE	0.00
6 YEAR USEFUL LIFE			
+0 YEAR ADJUSTMENT		MONTHLY CNTRBTN	147.46
REPLACEMENT YEAR 2021		INTEREST	3.38
3 YEAR REM LIFE		MONTHLY ALLOCTN	150.84

REMARKS:

According to the association, they resurfaced the tennis courts and replace the windscreen in January 2015 for a cost of \$12,140.

This asset, and the information contained herein, has been provided by the client and incorporated into our report at their request.

The current cost used on this asset is based upon actual expenditures incurred at last replacement, and has been adjusted for inflation where applicable.

Tennis Court - Windscreen		QUANTITY	3,954 sq. ft.
		UNIT COST	0.750
ASSET ID	1087	PERCENT REPL	100.00%
GROUP/FACILITY	1	CURRENT COST	2,965.50
CATEGORY	65	FUTURE COST	3,147.01
		ASSIGNED RESERVES	1,482.75
PLACED IN SERVICE	1/15	SALVAGE VALUE	0.00
6 YEAR USEFUL LIFE			
+0 YEAR ADJUSTMENT		MONTHLY CNTRBTN	44.01
REPLACEMENT YEAR 2021		INTEREST	1.01
3 YEAR REM LIFE		MONTHLY ALLOCTN	45.02

REMARKS:

According to the association, they resurfaced the tennis courts and replace the windscreen in January 2015 for a cost of \$12,140.

This asset, and the information contained herein, has been provided by

Park Paseo Homeowners Association
Detail Report by Category

Tennis Court - Windscreen, Continued ...

the client and incorporated into our report at their request.

The current cost used on this asset is based upon actual expenditures incurred at last replacement, and has been adjusted for inflation where applicable.

CATEGORY SUMMARY:	ASSIGNED RESERVES	38,866.14
	MONTHLY CNTRBTN	577.71
	INTEREST	24.61
	MONTHLY ALLOCTN	602.32

Park Paseo Homeowners Association
Detail Report by Category

Rec Area - Benches		QUANTITY	1 total
		UNIT COST	11,999.000
ASSET ID	3088	PERCENT REPL	100.00%
GROUP/FACILITY	1	CURRENT COST	11,999.00
CATEGORY	70	FUTURE COST	13,247.87
		ASSIGNED RESERVES	6,964.45
PLACED IN SERVICE	2/11	SALVAGE VALUE	0.00
12 YEAR USEFUL LIFE			
+0 YEAR ADJUSTMENT		MONTHLY CNTRBTN	95.02
REPLACEMENT YEAR	2023	INTEREST	4.38
5 YEAR REM LIFE		MONTHLY ALLOCTN	99.40

REMARKS:

According to the association, they added twelve benches throughout the community in February 2011 for a cost of \$10,277. This included the concrete footing. These are located along the greenbelts at the Christamon pool/tennis area.

This asset, and the information contained herein, has been provided by the client and incorporated into our report at their request.

The current cost used on this asset is based upon actual expenditures incurred at last replacement, and has been adjusted for inflation where applicable.

The inventory for this asset has been provided to our firm by the client.

Rec Area - Drinking Fountain, C\H		QUANTITY	1 fountain
		UNIT COST	3,114.000
ASSET ID	3089	PERCENT REPL	100.00%
GROUP/FACILITY	1	CURRENT COST	3,114.00
CATEGORY	70	FUTURE COST	3,721.52
		ASSIGNED RESERVES	0.00
PLACED IN SERVICE	8/11	SALVAGE VALUE	0.00
16 YEAR USEFUL LIFE			
+0 YEAR ADJUSTMENT		MONTHLY CNTRBTN	30.84
REPLACEMENT YEAR	2027	INTEREST	0.10
9 YEAR REM LIFE		MONTHLY ALLOCTN	30.94

REMARKS:

According to the association, they replaced the drinking fountain with an ADA double unit in August 2011 for a cost of \$2,675.

This asset, and the information contained herein, has been provided by the client and incorporated into our report at their request.

The current cost used on this asset is based upon actual expenditures

Park Paseo Homeowners Association
Detail Report by Category

Rec Area - Drinking Fountain, C\H, Continued ...

incurred at last replacement, and has been adjusted for inflation where applicable.

Rec Area - Drinking Fountain, Prosa		QUANTITY	1 fountain
		UNIT COST	1,561.000
ASSET ID	1055	PERCENT REPL	100.00%
GROUP/FACILITY	1	CURRENT COST	1,561.00
CATEGORY	70	FUTURE COST	1,561.00
		ASSIGNED RESERVES	1,561.00
PLACED IN SERVICE	1/82	SALVAGE VALUE	0.00
16 YEAR USEFUL LIFE			
+20 YEAR ADJUSTMENT		MONTHLY CNTRBTN	9.08
REPLACEMENT YEAR 2018		INTEREST	0.03
0 YEAR REM LIFE		MONTHLY ALLOCTN	9.11

REMARKS:

This is a stainless steel, wall mounted chilled fountains.

The useful life of this asset has been extended due to its present condition.

Rec Area - Play Equip, Alba		QUANTITY	1 total
		UNIT COST	23,521.000
ASSET ID	3039	PERCENT REPL	100.00%
GROUP/FACILITY	1	CURRENT COST	23,521.00
CATEGORY	70	FUTURE COST	24,471.25
		ASSIGNED RESERVES	21,280.90
PLACED IN SERVICE	1/99	SALVAGE VALUE	0.00
18 YEAR USEFUL LIFE			
+3 YEAR ADJUSTMENT		MONTHLY CNTRBTN	118.45
REPLACEMENT YEAR 2020		INTEREST	12.83
2 YEAR REM LIFE		MONTHLY ALLOCTN	131.28

REMARKS:

According to the association, new play equipment was purchased in January 1999 for a total cost of \$13,997.

1 - large structure includes: twisting slide, double slide, ladder, 3 platforms, tic-tac-toe, and a covered top.

1 - swing set w/2 swings

1 -spring mate

Park Paseo Homeowners Association
Detail Report by Category

Rec Area - Play Equip, Alba, Continued ...

The current cost used on this asset is based upon actual expenditures incurred at last replacement, and has been adjusted for inflation where applicable.

The useful life of this asset has been extended due to its present condition.

Rec Area - Play Equip, Main, Prosa		QUANTITY	1 total
ASSET ID	1045	UNIT COST	53,654.000
GROUP/FACILITY	1	PERCENT REPL	100.00%
CATEGORY	70	CURRENT COST	53,654.00
		FUTURE COST	55,821.62
		ASSIGNED RESERVES	48,884.76
PLACED IN SERVICE	7/97	SALVAGE VALUE	0.00
18 YEAR USEFUL LIFE			
+5 YEAR ADJUSTMENT		MONTHLY CNTRBTN	256.03
REPLACEMENT YEAR 2020		INTEREST	29.43
2 YEAR REM LIFE		MONTHLY ALLOCTN	285.46

REMARKS:

According to the association, the play equipment was replaced for \$30,000 in July 1997 for both the main and prosa pool areas.

The structures include:

Main Pool (play structure): 2 plastic slides, 1 double slide, metal bridge 4 metal platforms, monkey bars, climbing bar, chain, firemans pole, and 1 large climber.

Prosa Pool (play structure): 1 slide, 1 climbing bar, 1 metal/plastic platform.

The current cost used on this asset is based upon actual expenditures incurred at last replacement, and has been adjusted for inflation where applicable.

Park Paseo Homeowners Association
Detail Report by Category

Rec Area - Poured In Place, Main	QUANTITY	1 total
	UNIT COST	43,225.000
ASSET ID 1048	PERCENT REPL	100.00%
GROUP/FACILITY 1	CURRENT COST	43,225.00
CATEGORY 70	FUTURE COST	54,819.75
	ASSIGNED RESERVES	0.00
PLACED IN SERVICE 1/16	SALVAGE VALUE	0.00
14 YEAR USEFUL LIFE		
+0 YEAR ADJUSTMENT	MONTHLY CNTRBTN	327.14
REPLACEMENT YEAR 2030	INTEREST	1.05
12 YEAR REM LIFE	MONTHLY ALLOCTN	328.19

REMARKS:

Accordidng to the association, they replaced the sand with a poured in place surface in October 2015 for a cost of \$41,458.

This asset, and the information contained herein, has been provided by the client and incorporated into our report at their request.

The current cost used on this asset is based upon actual expenditures incurred at last replacement, and has been adjusted for inflation where applicable.

For budgeting purposes, we have used the next fiscal year's beginning date as the placed-in-service date for this component.

Rec Area - Sand Repl, Prosa	QUANTITY	1 total
	UNIT COST	8,701.000
ASSET ID 1049	PERCENT REPL	100.00%
GROUP/FACILITY 1	CURRENT COST	8,701.00
CATEGORY 70	FUTURE COST	9,798.74
	ASSIGNED RESERVES	3,107.50
PLACED IN SERVICE 9/14	SALVAGE VALUE	0.00
10 YEAR USEFUL LIFE		
+0 YEAR ADJUSTMENT	MONTHLY CNTRBTN	84.89
REPLACEMENT YEAR 2024	INTEREST	2.09
6 YEAR REM LIFE	MONTHLY ALLOCTN	86.98

REMARKS:

According to the association, they are going to replace the sand in September 2014 for a cost of \$8,200.

70 cu. yds (Prosa/Alba)

This asset, and the information contained herein, has been provided by the client and incorporated into our report at their request.

Park Paseo Homeowners Association
Detail Report by Category

Rec Area - Sand Repl, Prosa, Continued ...

The current cost used on this asset is based upon actual expenditures incurred at last replacement, and has been adjusted for inflation where applicable.

Rec Area - Trash Cans		QUANTITY	9 total
		UNIT COST	1,253.000
ASSET ID	3086	PERCENT REPL	100.00%
GROUP/FACILITY	1	CURRENT COST	11,277.00
CATEGORY	70	FUTURE COST	13,212.80
		ASSIGNED RESERVES	1,153.69
PLACED IN SERVICE	1/11	SALVAGE VALUE	0.00
15 YEAR USEFUL LIFE			
+0 YEAR ADJUSTMENT		MONTHLY CNTRBTN	113.33
REPLACEMENT YEAR	2026	INTEREST	1.04
8 YEAR REM LIFE		MONTHLY ALLOCTN	114.37

REMARKS:

According to the association, they purchased 9 trash cans throughout the association in 2010.

According to the association, they replaced the trash can lids in 2011 for a cost of \$3,996.

This asset, and the information contained herein, has been provided by the client and incorporated into our report at their request.

The current cost used on this asset is based upon actual expenditures incurred at last replacement, and has been adjusted for inflation where applicable.

For budgeting purposes, we have used the next fiscal year's beginning date as the placed-in-service date for this component.

Rec Area - Wood Fiber Replace, Alba		QUANTITY	1 total
		UNIT COST	8,863.000
ASSET ID	3093	PERCENT REPL	100.00%
GROUP/FACILITY	1	CURRENT COST	8,863.00
CATEGORY	70	FUTURE COST	10,384.42
		ASSIGNED RESERVES	0.00
PLACED IN SERVICE	9/16	SALVAGE VALUE	0.00
10 YEAR USEFUL LIFE			
+0 YEAR ADJUSTMENT		MONTHLY CNTRBTN	98.13
REPLACEMENT YEAR	2026	INTEREST	0.32
8 YEAR REM LIFE		MONTHLY ALLOCTN	98.45

Park Paseo Homeowners Association
Detail Report by Category

Rec Area - Wood Fiber Replace, Alba, Continued ...

REMARKS:

Accoridng to the association, they replaced the wood fiber chips in September 2016 for a cost of \$8,690. They also replaced the concrete footings for a cost of \$2,690.

According to the association, they replaced the sand in May 2014 for a cost of \$6,970 with wood fiber chips.
70 cu. yds (prossa/alba)

This asset, and the information contained herein, has been provided by the client and incorporated into our report at their request.

The current cost used on this asset is based upon actual expenditures incurred at last replacement, and has been adjusted for inflation where applicable.

CATEGORY SUMMARY:	ASSIGNED RESERVES	82,952.30
	MONTHLY CNTRBTN	1,132.91
	INTEREST	51.27
	MONTHLY ALLOCTN	1,184.18

Park Paseo Homeowners Association
Detail Report by Category

Clubhouse - Deck, Railing, Wood		QUANTITY	1 total
		UNIT COST	4,987.000
ASSET ID	3074	PERCENT REPL	100.00%
GROUP/FACILITY	1	CURRENT COST	4,987.00
CATEGORY	80	FUTURE COST	5,188.47
		ASSIGNED RESERVES	4,488.30
PLACED IN SERVICE	1/00	SALVAGE VALUE	0.00
15 YEAR USEFUL LIFE			
+5 YEAR ADJUSTMENT		MONTHLY CNTRBTN	26.10
REPLACEMENT YEAR 2020		INTEREST	2.71
2 YEAR REM LIFE		MONTHLY ALLOCTN	28.81

REMARKS:

This asset is for wood deck and railing replacement at the clubhouse.

216 - sq. ft. of wood deck	@	\$ 16.69	=	\$ 3,605.00
30 - lin. ft. of wood railing	@	46.06	=	1,382.00

		TOTAL	=	\$ 4,987.00

The useful life of this asset has been extended due to its present condition.

Trellis - Clubhouse		QUANTITY	1 total
		UNIT COST	46,892.000
ASSET ID	3049	PERCENT REPL	100.00%
GROUP/FACILITY	1	CURRENT COST	46,892.00
CATEGORY	80	FUTURE COST	73,943.96
		ASSIGNED RESERVES	0.00
PLACED IN SERVICE	6/11	SALVAGE VALUE	0.00
30 YEAR USEFUL LIFE			
+0 YEAR ADJUSTMENT		MONTHLY CNTRBTN	198.15
REPLACEMENT YEAR 2041		INTEREST	0.64
23 YEAR REM LIFE		MONTHLY ALLOCTN	198.79

REMARKS:

According to the association, they replaced the wood trellis with an aluminum trellis in June 2011 for a cost of \$40,232.

main pool - 3,794 sq.ft.

This asset, and the information contained herein, has been provided by the client and incorporated into our report at their request.

The current cost used on this asset is based upon actual expenditures incurred at last replacement, and has been adjusted for inflation where applicable.

Park Paseo Homeowners Association
Detail Report by Category

Trellis - Prosa Pool		QUANTITY	1 total
		UNIT COST	12,338.000
ASSET ID	3085	PERCENT REPL	100.00%
GROUP/FACILITY	1	CURRENT COST	12,338.00
CATEGORY	80	FUTURE COST	19,074.30
		ASSIGNED RESERVES	0.00
PLACED IN SERVICE	1/10	SALVAGE VALUE	0.00
30 YEAR USEFUL LIFE			
+0 YEAR ADJUSTMENT		MONTHLY CNTRBTN	54.18
REPLACEMENT YEAR	2040	INTEREST	0.17
22 YEAR REM LIFE		MONTHLY ALLOCTN	54.35

REMARKS:

According to the association, they replaced the wood trellis with an aluminum trellis in November 2009 for a cost of \$10,280.

Prosa pool - 1,105 sq. ft.

This asset, and the information contained herein, has been provided by the client and incorporated into our report at their request.

The current cost used on this asset is based upon actual expenditures incurred at last replacement, and has been adjusted for inflation where applicable.

For budgeting purposes, we have used the next fiscal year's beginning date as the placed-in-service date for this component.

CATEGORY SUMMARY:	ASSIGNED RESERVES	4,488.30
	MONTHLY CNTRBTN	278.43
	INTEREST	3.52
	MONTHLY ALLOCTN	281.95

Park Paseo Homeowners Association
Detail Report by Category

Signs - Bulletin Board, Clubhouse		QUANTITY	1 sign
		UNIT COST	1,151.000
ASSET ID	3032	PERCENT REPL	100.00%
GROUP/FACILITY	1	CURRENT COST	1,151.00
CATEGORY	85	FUTURE COST	1,197.50
		ASSIGNED RESERVES	1,059.83
PLACED IN SERVICE	10/94	SALVAGE VALUE	0.00
15 YEAR USEFUL LIFE			
+11 YEAR ADJUSTMENT		MONTHLY CNTRBTN	5.03
REPLACEMENT YEAR	2020	INTEREST	0.64
2 YEAR REM LIFE		MONTHLY ALLOCTN	5.67

REMARKS:

This metal frame w/glass board measures 7' x 3' and was installed in September 1994 for a total cost of \$615.

The current cost used on this asset is based upon actual expenditures incurred at last replacement, and has been adjusted for inflation where applicable.

The useful life of this asset has been extended due to its present condition.

Signs - Monument, 2018		QUANTITY	1 provision
		UNIT COST	40,000.000
ASSET ID	3030	PERCENT REPL	100.00%
GROUP/FACILITY	1	CURRENT COST	40,000.00
CATEGORY	85	FUTURE COST	40,000.00
		ASSIGNED RESERVES	40,000.00
PLACED IN SERVICE	1/77	SALVAGE VALUE	0.00
30 YEAR USEFUL LIFE			
+0 YEAR ADJUSTMENT		MONTHLY CNTRBTN	135.19
REPLACEMENT YEAR	2018	INTEREST	0.43
0 YEAR REM LIFE		MONTHLY ALLOCTN	135.62

REMARKS:

This sign consists of 6" and 8" painted metal letters mounted on a stucco wall.

At the time of the November 2005 on site inspection, the signs were in need of paint and refurbishment.

This asset, and the information contained herein, has been provided by the client and incorporated into our report at their request.

The cost and useful life estimates on this asset have been provided by the client.

Park Paseo Homeowners Association
Detail Report by Category

CATEGORY SUMMARY:	ASSIGNED RESERVES	41,059.83
	MONTHLY CNTRBTN	140.22
	INTEREST	1.07
	MONTHLY ALLOCTN	141.29

Park Paseo Homeowners Association
Detail Report by Category

Landscape - Tree Trim Blue Gum 2019		QUANTITY	1 total
		UNIT COST	37,000.000
ASSET ID	3066	PERCENT REPL	100.00%
GROUP/FACILITY	1	CURRENT COST	37,000.00
CATEGORY	95	FUTURE COST	37,740.00
		ASSIGNED RESERVES	17,695.65
PLACED IN SERVICE	2/17	SALVAGE VALUE	0.00
2 YEAR USEFUL LIFE			
+0 YEAR ADJUSTMENT		MONTHLY CNTRBTN	1,654.69
REPLACEMENT YEAR 2019		INTEREST	15.67
1 YEAR REM LIFE		MONTHLY ALLOCTN	1,670.36

REMARKS:

This asset is for Blue Gum tree trimming.

The following amounts were spent on tree trimming:

2017 - \$36,774
 2012 - \$10,175
 2006 - \$ 8,460

This asset, and the information contained herein, has been provided by the client and incorporated into our report at their request.

The cost and useful life estimates on this asset have been provided by the client.

Landscape - Tree Trim Common 2019		QUANTITY	1 total
		UNIT COST	34,000.000
ASSET ID	1094	PERCENT REPL	100.00%
GROUP/FACILITY	1	CURRENT COST	34,000.00
CATEGORY	95	FUTURE COST	34,680.00
		ASSIGNED RESERVES	20,838.71
PLACED IN SERVICE	6/16	SALVAGE VALUE	0.00
3 YEAR USEFUL LIFE			
+0 YEAR ADJUSTMENT		MONTHLY CNTRBTN	1,137.59
REPLACEMENT YEAR 2019		INTEREST	15.85
1 YEAR REM LIFE		MONTHLY ALLOCTN	1,153.44

Park Paseo Homeowners Association
Detail Report by Category

Landscape - Tree Trim Common 2019, Continued ...

REMARKS:

The following amounts were spent on tree trimming:

2016 - \$	34,162
2014 - \$	34,000
2010 - \$	34,000
2006 -	35,725
2003 -	25,440
2002 -	8,100
1997 -	22,705

This asset, and the information contained herein, has been provided by the client and incorporated into our report at their request.

The cost and useful life estimates on this asset have been provided by the client.

Landscape - Tree Trim Jacaran 2020	QUANTITY	1 total
ASSET ID 3121	UNIT COST	15,000.000
GROUP/FACILITY 1	PERCENT REPL	100.00%
CATEGORY 95	CURRENT COST	15,000.00
	FUTURE COST	15,606.00
	ASSIGNED RESERVES	7,173.91
PLACED IN SERVICE 3/16	SALVAGE VALUE	0.00
4 YEAR USEFUL LIFE		
+0 YEAR ADJUSTMENT	MONTHLY CNTRBTN	341.40
REPLACEMENT YEAR 2020	INTEREST	5.30
2 YEAR REM LIFE	MONTHLY ALLOCTN	346.70

REMARKS:

This asset is for Jacaranda tree trimming.

This asset, and the information contained herein, has been provided by the client and incorporated into our report at their request.

The cost and useful life estimates on this asset have been provided by the client.

Park Paseo Homeowners Association
Detail Report by Category

Landscape - Tree Trim Red Iron 2020	QUANTITY	1 total
ASSET ID 3122	UNIT COST	7,500.000
GROUP/FACILITY 1	PERCENT REPL	100.00%
CATEGORY 95	CURRENT COST	7,500.00
	FUTURE COST	7,803.00
PLACED IN SERVICE 3/16	ASSIGNED RESERVES	3,586.96
4 YEAR USEFUL LIFE	SALVAGE VALUE	0.00
+0 YEAR ADJUSTMENT	MONTHLY CNTRBTN	170.70
REPLACEMENT YEAR 2020	INTEREST	2.65
2 YEAR REM LIFE	MONTHLY ALLOCTN	173.35

REMARKS:

This asset is for Red Ironbark tree trimming.

This asset, and the information contained herein, has been provided by the client and incorporated into our report at their request.

The cost and useful life estimates on this asset have been provided by the client.

CATEGORY SUMMARY:	ASSIGNED RESERVES	49,295.23
	MONTHLY CNTRBTN	3,304.38
	INTEREST	39.47
	MONTHLY ALLOCTN	3,343.85

Park Paseo Homeowners Association
Detail Report by Category

Irrigation - Controllers		QUANTITY	1 total
		UNIT COST	32,142.000
ASSET ID	1093	PERCENT REPL	100.00%
GROUP/FACILITY	1	CURRENT COST	32,142.00
CATEGORY	100	FUTURE COST	39,180.92
		ASSIGNED RESERVES	0.00
PLACED IN SERVICE	1/13	SALVAGE VALUE	0.00
15 YEAR USEFUL LIFE			
+0 YEAR ADJUSTMENT		MONTHLY CNTRBTN	288.29
REPLACEMENT YEAR 2028		INTEREST	0.93
10 YEAR REM LIFE		MONTHLY ALLOCTN	289.22

REMARKS:

Accordng to the association, they replaced these controllers in 2013 for a cost of \$29,700.

11 - Weathertrak 24 station controllers @ \$ 2,922.00 = \$ 32,142.00

TOTAL = \$ 32,142.00

The information used on this asset has been provided with the assistance of the client's maintenance contractor.

This asset, and the information contained herein, has been provided by the client and incorporated into our report at their request.

The current cost used on this asset is based upon actual expenditures incurred at last replacement, and has been adjusted for inflation where applicable.

Irrigation - Enclosures		QUANTITY	6 total
		UNIT COST	4,660.000
ASSET ID	3048	PERCENT REPL	100.00%
GROUP/FACILITY	1	CURRENT COST	27,960.00
CATEGORY	100	FUTURE COST	27,960.00
		ASSIGNED RESERVES	27,960.00
PLACED IN SERVICE	1/77	SALVAGE VALUE	0.00
24 YEAR USEFUL LIFE			
+0 YEAR ADJUSTMENT		MONTHLY CNTRBTN	113.92
REPLACEMENT YEAR 2018		INTEREST	0.37
0 YEAR REM LIFE		MONTHLY ALLOCTN	114.29

REMARKS:

These are pedestal enclosures.

** There are 4 wall enclosures in good condition. We recommend replacing these from the operating and/or contingency budget in the future.

Park Paseo Homeowners Association
Detail Report by Category

Irrigation - Enclosures, Continued ...

The information used on this asset has been provided with the assistance of the client's maintenance contractor.

The cost estimates on this asset were originally provided by the client's maintenance contractor and have been adjusted to allow for inflationary changes.

CATEGORY SUMMARY:	ASSIGNED RESERVES	27,960.00
	MONTHLY CNTRBTN	402.21
	INTEREST	1.30
	MONTHLY ALLOCTN	403.51

Park Paseo Homeowners Association
Detail Report by Category

Termite Control/Fumigation		QUANTITY	1 total
		UNIT COST	5,161.000
ASSET ID	3065	PERCENT REPL	100.00%
GROUP/FACILITY	0	CURRENT COST	5,161.00
CATEGORY	105	FUTURE COST	5,369.50
		ASSIGNED RESERVES	4,730.92
PLACED IN SERVICE	1/96	SALVAGE VALUE	0.00
15 YEAR USEFUL LIFE			
+9 YEAR ADJUSTMENT		MONTHLY CNTRBTN	23.44
REPLACEMENT YEAR	2020	INTEREST	2.84
2 YEAR REM LIFE		MONTHLY ALLOCTN	26.28

REMARKS:

This asset is for the Clubhouse and Prossa cabana building.

Effective September 25, 1987 an amendment to Civil Code Section 4780 relating to responsibilities for the repair and maintenance of termite damage in various types of common interest developments was signed into California law as follows:

Section 4780:

(a) In a community apartment project, condominium project, or stock cooperative, unless otherwise provided in the declaration, the association is responsible for the repair and maintenance of the common area occasioned by the presence of wood-destroying pests or organisms.

(b) In a planned development, unless a different maintenance scheme is provided in the declaration, each owner of a separate interest is responsible for the repair and maintenance of that separate interest as may be occasioned by the presence of wood-destroying pests or organisms. Upon approval of the majority of all members of the association, pursuant to section 4065 that responsibility may be delegated to the association, which shall be entitled to recover the cost thereof as a special assessment

Section 4775 (b):

The cost of temporary relocation during the repair and maintenance of the areas within the responsibility of the association shall be borne by the owner of the separate interest affected.

The useful life of this asset has been extended due to its present condition.

Park Paseo Homeowners Association
Detail Report by Category

CATEGORY SUMMARY:	ASSIGNED RESERVES	4,730.92
	MONTHLY CNTRBTN	23.44
	INTEREST	2.84
	MONTHLY ALLOCTN	26.28

Park Paseo Homeowners Association
Detail Report by Category

TOTAL ALL ASSETS:	ASSIGNED RESERVES	852,604.85
	MONTHLY CNTRBTN	15,694.57
	INTEREST	461.40
	MONTHLY ALLOCTN	16,155.97
CONTINGENCY @ 3.00%:	ASSIGNED RESERVES	25,578.15
	MONTHLY CNTRBTN	470.84
	INTEREST	16.48
	MONTHLY ALLOCTN	487.32
GRAND TOTALS:	ASSIGNED RESERVES	878,183.00
	MONTHLY CNTRBTN	16,165.41
	INTEREST	477.88
	MONTHLY ALLOCTN	16,643.29

DETAIL REPORT INDEX

ASSET	DESCRIPTION	PAGE
1079	Clubhouse - Billiard Tables	2-61
3055	Clubhouse - Carpet, Replace	2-61
3074	Clubhouse - Deck, Railing, Wood	2-88
3061	Clubhouse - Doors, Entry	2-62
3062	Clubhouse - Doors, Entry	2-62
3063	Clubhouse - Doors, Interior	2-63
3111	Clubhouse - Doors, Kitchen	2-63
3064	Clubhouse - Doors, Restrooms	2-64
3116	Clubhouse - Doors, Sliding	2-64
3067	Clubhouse - Exterior Staircase	2-65
3114	Clubhouse - Floor Tile Kitch/Rec	2-66
3056	Clubhouse - Furnishings	2-66
1068	Clubhouse - HVAC, Clubhouse/Office	2-67
1065	Clubhouse - Kitchen, Appliances	2-68
1075	Clubhouse - Kitchen, Cabinets	2-69
3124	Clubhouse - Kitchen, Refrigerator	2-69
1077	Clubhouse - Kitchen, Sink	2-70
3072	Clubhouse - Office, Equipment	2-70
3112	Clubhouse - Office, Equipment	2-71
1064	Clubhouse - Office, Refurbishment	2-71
3078	Clubhouse - Restroom	2-72
1080	Clubhouse - Restroom Ceramic Tile	2-72
3027	Clubhouse - Restroom Counters	2-73
3087	Clubhouse - Restroom Epoxy Floor	2-73
1081	Clubhouse - Restroom Fixtures	2-74
3028	Clubhouse - Restroom Lockers/Bench	2-74
1082	Clubhouse - Restroom Partitions	2-75
1083	Clubhouse - Restroom Shower Door	2-75
1069	Clubhouse - Water Heater	2-76
1074	Clubhouse - Window Blinds	2-76
3092	Clubhouse - Women's Shower	2-77
1060	Fencing - Aluminum, Main Pool	2-26
1061	Fencing - Aluminum, Prosa Pool	2-26
3015	Fencing - W/I, Alba West/Entrada	2-27
1062	Fencing - W/I, Delamesa/Campanero	2-27
1093	Irrigation - Controllers	2-95
3048	Irrigation - Enclosures	2-95
3066	Landscape - Tree Trim Blue Gum 2019	2-92
1094	Landscape - Tree Trim Common 2019	2-92
3121	Landscape - Tree Trim Jacaran 2020	2-93
3122	Landscape - Tree Trim Red Iron 2020	2-94
1015	Lighting - Exterior, Main Pool/Club	2-30
1016	Lighting - Exterior, Prosa	2-30
1017	Lighting - Interior, Clubhouse	2-31
3115	Lighting - Interior, Clubhouse	2-32
1018	Lighting - Interior, Prosa Cabana	2-32
3042	Lighting - Parking Lot	2-33
3029	Lighting - Parking Lot, Original	2-34
3013	Lighting - Walkway, Bollards	2-34
1028	Main Pool - Filter	2-36

DETAIL REPORT INDEX

ASSET	DESCRIPTION	PAGE
1024	Main Pool - Heater	2-36
1042	Main Pool - Motor/Pump System	2-37
1020	Main Pool - Refiberglass & Tile	2-37
1030	Main Pool - Spa Filter	2-38
1026	Main Pool - Spa Heater	2-38
3045	Main Pool - Spa Pump/Motor	2-39
3082	Main Pool - Spa Pump/Motor, Booster	2-40
1022	Main Pool - Spa Refiberglass & Tile	2-40
3069	Main Pool - Spa, Sump Pump	2-41
1031	Main Pool - Wader Filter	2-41
1027	Main Pool - Wader Heater	2-42
3044	Main Pool - Wader Pump/Motor	2-43
1023	Main Pool - Wader Refiberglassing	2-43
1051	Main Pool Area - Barbecues	2-45
3022	Main Pool Area - Ceramic Shower	2-45
1032	Main Pool Area - Deck Caulking	2-46
1036	Main Pool Area - Furniture, Replace	2-47
3107	Main Pool Deck - Patio/Spa	2-47
3070	Main Pool Deck - Pool/Wader	2-48
3109	Main Pool Deck - Repairs	2-48
1007	Painting - Aluminum, Pools	2-20
1073	Painting - Int Rec Area, Clubhouse	2-20
1009	Painting - Int Restrooms, Clubhouse	2-21
1010	Painting - Int Restrooms, Prosa	2-21
3018	Painting - Main Spa, Equipment Room	2-22
3019	Painting - Stucco	2-23
1005	Painting - Woodwork, Clubhouse	2-23
1006	Painting - Woodwork, Prosa	2-24
1008	Painting - Wrought Iron, Streets	2-25
1014	Parking Lot - Asphalt Overlay	2-15
1013	Parking Lot - Asphalt Repairs	2-16
1012	Parking Lot - Asphalt Slurry Seal	2-16
1029	Prosa Pool - Filter	2-50
1025	Prosa Pool - Heater	2-50
3046	Prosa Pool - Pump/Motor Systems	2-51
1021	Prosa Pool - Refiberglass & Tile	2-51
1052	Prosa Pool Area - Barbecues	2-53
1053	Prosa Pool Area - Ceramic Shower	2-53
1035	Prosa Pool Area - Deck Caulking	2-54
3123	Prosa Pool Area - Doors, Restrooms	2-54
1037	Prosa Pool Area - Furniture	2-55
1058	Prosa Pool Area - Rstrm Counters	2-56
1056	Prosa Pool Area - Rstrm Fixtures	2-56
1057	Prosa Pool Area - Rstrm Partitions	2-57
1059	Prosa Pool Area - Rstrm Tile	2-57
1070	Prosa Pool Area - Water Heater	2-58
3077	Prosa Pool Area - Wood Repairs	2-58
3110	Prosa Pool Deck - Repairs	2-59
3108	Prosa Pool Deck - Replace	2-59
3088	Rec Area - Benches	2-82

DETAIL REPORT INDEX

ASSET	DESCRIPTION	PAGE
3089	Rec Area - Drinking Fountain, C\H	2-82
1055	Rec Area - Drinking Fountain, Prosa	2-83
3039	Rec Area - Play Equip, Alba	2-83
1045	Rec Area - Play Equip, Main, Prosa	2-84
1048	Rec Area - Poured In Place, Main	2-85
1049	Rec Area - Sand Repl, Prosa	2-85
3086	Rec Area - Trash Cans	2-86
3093	Rec Area - Wood Fiber Replace, Alba	2-86
1002	Roofs - Composition Roll, Clubhouse	2-18
1001	Roofs - DaVinci Roof - Clubhouse	2-18
1003	Roofs - DaVinci Roof - Prosa	2-19
3032	Signs - Bulletin Board, Clubhouse	2-90
3030	Signs - Monument, 2018	2-90
1091	Tennis Court - Benches, Tennis/Grds	2-78
1089	Tennis Court - Chain Link	2-78
3113	Tennis Court - Deck Caulking	2-79
1088	Tennis Court - Lighting	2-79
1086	Tennis Court - Resurfacing	2-80
1087	Tennis Court - Windscreen	2-80
3065	Termite Control/Fumigation	2-97
3049	Trellis - Clubhouse	2-88
3085	Trellis - Prosa Pool	2-89
3105	Walls - Block Repairs	2-28
3079	Walls - Stucco Repairs	2-28

TOTAL ASSET LINES INCLUDED: 124

PART III - APPENDIX

A. Legal Issues Affecting Community Associations

Selected California Statutes Affecting Common Interest Developments

Revised March 2013

1.	California Civil Code § 4080 - 4190	3-2
	Definitions	
2.	California Civil Code § 4775 - 4790	3-5
	Maintenance	
3.	California Civil Code § 4800 - 4820	3-6
	Association Existence and Powers	
4.	California Civil Code § 5300 - 5320	3-6
	Annual Reports	
5.	California Civil Code § 5500	3-9
	Accounting	
6.	California Civil Code § 5510 - 5520	3-9
	Use of Reserve Funds	
7.	California Civil Code § 5550 - 5580	3-10
	Reserve Planning	

1. CALIFORNIA CIVIL CODE SECTION 4080 - 4190

Definitions

4080. "Association" means a nonprofit corporation or unincorporated association created for the purpose of managing a common interest development.

4085. "Board" means the board of directors of the association.

4090. "Board meeting" means either of the following:

(a) A congregation, at the same time and place, of a sufficient number of directors to establish a quorum of the board, to hear, discuss, or deliberate upon any item of business that is within the authority of the board.

(b) A teleconference, where a sufficient number of directors to establish a quorum of the board, in different locations, are connected by electronic means, through audio or video, or both. A teleconference meeting shall be conducted in a manner that protects the rights of members of the association and otherwise complies with the requirements of this act. Except for a meeting that will be held solely in executive session, the notice of the teleconference meeting shall identify at least one physical location so that members of the association may attend, and at least one director shall be present at that location. Participation by directors in a teleconference meeting constitutes presence at that meeting as long as all directors participating are able to hear one another, as well as members of the association speaking on matters before the board.

4095. (a) "Common area" means the entire common interest development except the separate interests therein. The estate in the common area may be a fee, a life estate, an estate for years, or any combination of the foregoing.

(b) Notwithstanding subdivision (a), in a planned development described in subdivision (b) of Section 4175, the common area may consist of mutual or reciprocal easement rights appurtenant to the separate interests.

4100. "Common interest development" means any of the following:

- (a) A community apartment project.
- (b) A condominium project.
- (c) A planned development.
- (d) A stock cooperative.

4105. "Community apartment project" means a development in which an undivided interest in land is coupled with the right of exclusive occupancy of any apartment located thereon.

4110. (a) "Community service organization or similar entity" means a nonprofit entity, other than an association, that is organized to provide services to residents of the common interest development or to the public in addition to the residents, to the extent community common area or facilities are available to the public.

(b) "Community service organization or similar entity" does not include an entity that has been organized solely to raise moneys and contribute to other nonprofit organizations that are qualified as tax exempt under Section 501(c)(3) of the Internal Revenue Code and that provide housing or housing assistance.

4120. "Condominium plan" means a plan described in Section 4285.

4125. (a) A "condominium project" means a real property development consisting of condominiums.

(b) A condominium consists of an undivided interest in common in a portion of real property coupled with a separate interest in space called a unit, the boundaries of which are described on a recorded final map, parcel map, or condominium plan in sufficient detail to locate all boundaries thereof. The area within these boundaries may be filled with air, earth, water, or fixtures, or any combination thereof, and need not be physically attached to land except by easements for access and, if necessary, support. The description of the unit may refer to (1) boundaries described in the recorded final map, parcel map, or condominium plan, (2) physical boundaries, either in existence, or to be constructed, such as walls, floors, and ceilings of a structure or any portion thereof, (3) an entire structure containing one or more units, or (4) any combination thereof.

(c) The portion or portions of the real property held in undivided interest may be all of the real property, except for the separate interests, or may include a particular three-dimensional portion thereof, the boundaries of which are described on a recorded final map, parcel map, or condominium plan. The area within these boundaries may be filled with air, earth, water, or fixtures, or any combination thereof, and need not be physically attached to land except by easements for access and, if necessary, support.

(d) An individual condominium within a condominium project may include, in addition, a separate interest in other portions of the real property.

4130. "Declarant" means the person or group of persons designated in the declaration as declarant, or if no declarant is designated, the person or group of persons who sign the original declaration or who succeed to special rights, preferences, or privileges designated in the declaration as belonging to the signator of the original declaration.

4135. "Declaration" means the document, however denominated, that contains the information required by Sections 4250 and 4255.

4140. "Director" means a natural person who serves on the board.

4145. (a) "Exclusive use common area" means a portion of the common area designated by the declaration for the exclusive use of one or more, but fewer than all, of the owners of the separate interests and which is or will be appurtenant to the separate interest or interests.

(b) Unless the declaration otherwise provides, any shutters, awnings, window boxes, doorsteps, stoops, porches, balconies, patios, exterior doors, doorframes, and hardware incident thereto, screens and windows or other fixtures designed to serve a single separate interest, but located outside the boundaries of the separate interest, are exclusive use common area allocated exclusively to that separate interest.

(c) Notwithstanding the provisions of the declaration, internal and external telephone wiring designed to serve a single separate interest, but located outside the boundaries of the separate interest, is exclusive use common area allocated exclusively to that separate interest.

4150. "Governing documents" means the declaration and any other documents, such as bylaws, operating rules, articles of incorporation, or articles of association, which govern the operation of the common interest development or association.

4158. (a) A "managing agent" is a person who, for compensation or in expectation of compensation, exercises control over the assets of a common interest development.

(b) A "managing agent" does not include any of the following:

(1) A regulated financial institution operating within the normal course of its regulated business practice.

(2) An attorney at law acting within the scope of the attorney's license.

4160. "Member" means an owner of a separate interest.

4170. "Person" means a natural person, corporation, government or governmental subdivision or agency, business trust, estate, trust, partnership, limited liability company, association, or other entity.

4175. "Planned development" means a real property development other than a community apartment project, a condominium project, or a stock cooperative, having either or both of the following features:

(a) Common area that is owned either by an association or in common by the owners of the separate interests who possess appurtenant rights to the beneficial use and enjoyment of the common area.

(b) Common area and an association that maintains the common area with the power to levy assessments that may become a lien upon the separate interests in accordance with Article 2 (commencing with Section 5650) of Chapter 8.

4177. "Reserve accounts" means both of the following:

(a) Moneys that the board has identified for use to defray the future repair or replacement of, or additions to, those major components that the association is obligated to maintain.

(b) The funds received, and not yet expended or disposed of, from either a compensatory damage award or settlement to an association from any person for injuries to property, real or personal, arising from any construction or design defects. These funds shall be separately itemized from funds described in subdivision (a).

4178. "Reserve account requirements" means the estimated funds that the board has determined are required to be available at a specified point in time to repair, replace, or restore those major components that the association is obligated to maintain.

4185. (a) "Separate interest" has the following meanings:

(1) In a community apartment project, "separate interest" means the exclusive right to occupy an apartment, as specified in Section 4105.

(2) In a condominium project, "separate interest" means a separately owned unit, as specified in Section 4125.

(3) In a planned development, "separate interest" means a separately owned lot, parcel, area, or space.

(4) In a stock cooperative, "separate interest" means the exclusive right to occupy a portion of the real property, as specified in Section 4190.

(b) Unless the declaration or condominium plan, if any exists, otherwise provides, if walls, floors, or ceilings are designated as boundaries of a separate interest, the interior surfaces of the perimeter walls, floors, ceilings, windows, doors, and outlets located within the separate interest are part of the separate interest and any other portions of the walls, floors, or ceilings are part of the common area.

(c) The estate in a separate interest may be a fee, a life estate, an estate for years, or any combination of the foregoing.

4190. (a) "Stock cooperative" means a development in which a corporation is formed or availed of, primarily for the purpose of holding title to, either in fee simple or for a term of years, improved real property, and all or substantially all of the shareholders of the corporation receive a right of exclusive occupancy in a portion of the real property, title to which is held by the corporation. The owners' interest in the corporation, whether evidenced by a share of stock, a certificate of membership, or otherwise, shall be deemed to be an interest in a common interest development and a real estate development for purposes of subdivision (f) of Section 25100 of the Corporations Code.

(b) A "stock cooperative" includes a limited equity housing cooperative which is a stock cooperative that meets the criteria of Section 817.

2. CALIFORNIA CIVIL CODE SECTION 4775 - 4790

Maintenance

4775. (a) Unless otherwise provided in the declaration of a common interest development, the association is responsible for repairing, replacing, or maintaining the common area, other than exclusive use common area, and the owner of each separate interest is responsible for maintaining that separate interest and any exclusive use common area appurtenant to the separate interest.

(b) The costs of temporary relocation during the repair and maintenance of the areas within the responsibility of the association shall be borne by the owner of the separate interest affected.

4780. (a) In a community apartment project, condominium project, or stock cooperative, unless otherwise provided in the declaration, the association is responsible for the repair and maintenance of the common area occasioned by the presence of wood-destroying pests or organisms.

(b) In a planned development, unless a different maintenance scheme is provided in the declaration, each owner of a separate interest is responsible for the repair and maintenance of that separate interest as may be occasioned by the presence of wood-destroying pests or organisms. Upon approval of the majority of all members of the association, pursuant to Section 4065, that responsibility may be delegated to the association, which shall be entitled to recover the cost thereof as a special assessment.

4785. (a) The association may cause the temporary, summary removal of any occupant of a common interest development for such periods and at such times as may be necessary for prompt, effective treatment of wood-destroying pests or organisms.

(b) The association shall give notice of the need to temporarily vacate a separate interest to the occupants and to the owners, not less than 15 days nor more than 30 days prior to the date of the temporary relocation. The notice shall state the reason for the temporary relocation, the date and time of the beginning of treatment, the anticipated date and time of termination of treatment, and that the occupants will be responsible for their own accommodations during the temporary relocation.

(c) Notice by the association shall be deemed complete upon either:

(1) Personal delivery of a copy of the notice to the occupants, and if an occupant is not the owner, individual delivery pursuant to Section 4040, of a copy of the notice to the owner.

(2) Individual delivery pursuant to Section 4040 to the occupant at the address of the separate interest, and if the occupant is not the owner, individual delivery pursuant to Section 4040, of a copy of the notice to the owner.

(d) For purposes of this section, "occupant" means an owner, resident, guest, invitee, tenant, lessee, sublessee, or other person in possession of the separate interest.

4790. Notwithstanding the provisions of the declaration, a member is entitled to reasonable access to the common area for the purpose of maintaining the internal and external telephone wiring made part of the exclusive use common area of the member's separate interest pursuant to subdivision (c) of Section 4145. The access shall be subject to the consent of the association, whose approval shall not be unreasonably withheld, and which may include the association's approval of telephone wiring upon the exterior of the common area, and other conditions as the association determines reasonable.

3. CALIFORNIA CIVIL CODE SECTION 4800 - 4820 Association Existence and Powers

4800. A common interest development shall be managed by an association that may be incorporated or unincorporated. The association may be referred to as an owners' association or a community association.

4805. (a) Unless the governing documents provide otherwise, and regardless of whether the association is incorporated or unincorporated, the association may exercise the powers granted to a nonprofit mutual benefit corporation, as enumerated in Section 7140 of the Corporations Code, except that an unincorporated association may not adopt or use a corporate seal or issue membership certificates in accordance with Section 7313 of the Corporations Code.

(b) The association, whether incorporated or unincorporated, may exercise the powers granted to an association in this act.

4820. Whenever two or more associations have consolidated any of their functions under a joint neighborhood association or similar organization, members of each participating association shall be (a) entitled to attend all meetings of the joint association other than executive sessions, (b) given reasonable opportunity for participation in those meetings, and (c) entitled to the same access to the joint association's records as they are to the participating association's records.

4. CALIFORNIA CIVIL CODE SECTION 5300 - 5320 Annual Reports

5300. (a) Notwithstanding a contrary provision in the governing documents, an association shall distribute an annual budget report 30 to 90 days before the end of its fiscal year.

(b) Unless the governing documents impose more stringent standards, the annual budget report shall include all of the following information:

(1) A pro forma operating budget, showing the estimated revenue and expenses on an accrual basis.

(2) A summary of the association's reserves, prepared pursuant to Section 5565.

(3) A summary of the reserve funding plan adopted by the board, as specified in paragraph (5) of subdivision (b) of Section 5550. The summary shall include notice to

members that the full reserve study plan is available upon request, and the association shall provide the full reserve plan to any member upon request.

(4) A statement as to whether the board has determined to defer or not undertake repairs or replacement of any major component with a remaining life of 30 years or less, including a justification for the deferral or decision not to undertake the repairs or replacement.

(5) A statement as to whether the board, consistent with the reserve funding plan adopted pursuant to Section 5560, has determined or anticipates that the levy of one or more special assessments will be required to repair, replace, or restore any major component or to provide adequate reserves therefor. If so, the statement shall also set out the estimated amount, commencement date, and duration of the assessment.

(6) A statement as to the mechanism or mechanisms by which the board will fund reserves to repair or replace major components, including assessments, borrowing, use of other assets, deferral of selected replacements or repairs, or alternative mechanisms.

(7) A general statement addressing the procedures used for the calculation and establishment of those reserves to defray the future repair, replacement, or additions to those major components that the association is obligated to maintain. The statement shall include, but need not be limited to, reserve calculations made using the formula described in paragraph (4) of subdivision (b) of Section 5570, and may not assume a rate of return on cash reserves in excess of 2 percent above the discount rate published by the Federal Reserve Bank of San Francisco at the time the calculation was made.

(8) A statement as to whether the association has any outstanding loans with an original term of more than one year, including the payee, interest rate, amount outstanding, annual payment, and when the loan is scheduled to be retired.

(9) A summary of the association's property, general liability, earthquake, flood, and fidelity insurance policies. For each policy, the summary shall include the name of the insurer, the type of insurance, the policy limit, and the amount of the deductible, if any. To the extent that any of the required information is specified in the insurance policy declaration page, the association may meet its obligation to disclose that information by making copies of that page and distributing it with the annual budget report. The summary distributed pursuant to this paragraph shall contain, in at least 10-point boldface type, the following statement:

"This summary of the association's policies of insurance provides only certain information, as required by Section 5300 of the Civil Code, and should not be considered a substitute for the complete policy terms and conditions contained in the actual policies of insurance. Any association member may, upon request and provision of reasonable notice, review the association's insurance policies and, upon request and payment of reasonable duplication charges, obtain copies of those policies. Although the association maintains the policies of insurance specified in this summary, the association's policies of insurance may not cover your property, including personal property or real property improvements to or around your dwelling, or personal injuries or other losses that occur within or around your dwelling. Even if a loss is covered, you may nevertheless be responsible for paying all or a portion of any deductible that applies. Association members should consult with their individual insurance broker or agent for appropriate additional coverage."

(c) The annual budget report shall be made available to the members pursuant to Section 5320.

(d) The summary of the association's reserves disclosed pursuant to paragraph (2) of subdivision (b) shall not be admissible in evidence to show improper financial management of an association, provided that other relevant and competent evidence of the financial condition of the association is not made inadmissible by this provision.

(e) The Assessment and Reserve Funding Disclosure Summary form, prepared pursuant to Section 5570, shall accompany each annual budget report or summary of the annual budget report that is delivered pursuant to this article.

5305. Unless the governing documents impose more stringent standards, a review of the financial statement of the association shall be prepared in accordance with generally accepted accounting principles by a licensee of the California Board of Accountancy for any fiscal year in which the gross income to the association exceeds seventy-five thousand dollars (\$75,000). A copy of the review of the financial statement shall be distributed to the members within 120 days after the close of each fiscal year, by individual delivery pursuant to Section 4040.

5310. (a) Within 30 to 90 days before the end of its fiscal year, the board shall distribute an annual policy statement that provides the members with information about association policies. The annual policy statement shall include all of the following information:

(1) The name and address of the person designated to receive official communications to the association, pursuant to Section 4035.

(2) A statement explaining that a member may submit a request to have notices sent to up to two different specified addresses, pursuant to subdivision (b) of Section 4040.

(3) The location, if any, designated for posting of a general notice, pursuant to paragraph (3) of subdivision (a) of Section 4045.

(4) Notice of a member's option to receive general notices by individual delivery, pursuant to subdivision (b) of Section 4045.

(5) Notice of a member's right to receive copies of meeting minutes, pursuant to subdivision (b) of Section 4950.

(6) The statement of assessment collection policies required by Section 5730.

(7) A statement describing the association's policies and practices in enforcing lien rights or other legal remedies for default in the payment of assessments.

(8) A statement describing the association's discipline policy, if any, including any schedule of penalties for violations of the governing documents pursuant to Section 5850.

(9) A summary of dispute resolution procedures, pursuant to Sections 5920 and 5965.

(10) A summary of any requirements for association approval of a physical change to property, pursuant to Section 4765.

(11) The mailing address for overnight payment of assessments, pursuant to Section 5655.

(12) Any other information that is required by law or the governing documents or that the board determines to be appropriate for inclusion.

(b) The annual policy statement shall be made available to the members pursuant to Section 5320.

5320. (a) When a report is prepared pursuant to Section 5300 or 5310, the association shall deliver one of the following documents to all members, by individual delivery pursuant to Section 4040:

(1) The full report.

(2) A summary of the report. The summary shall include a general description of the content of the report. Instructions on how to request a complete copy of the report at no cost to the member shall be printed in at least 10-point boldface type on the first page of the summary.

(b) Notwithstanding subdivision (a), if a member has requested to receive all reports in full, the association shall deliver the full report to that member, rather than a summary of the report.

5. CALIFORNIA CIVIL CODE SECTION 5500 Accounting

5500. Unless the governing documents impose more stringent standards, the board shall do all of the following:

(a) Review a current reconciliation of the association's operating accounts on at least a quarterly basis.

(b) Review a current reconciliation of the association's reserve accounts on at least a quarterly basis.

(c) Review, on at least a quarterly basis, the current year's actual reserve revenues and expenses compared to the current year's budget.

(d) Review the latest account statements prepared by the financial institutions where the association has its operating and reserve accounts.

(e) Review an income and expense statement for the association's operating and reserve accounts on at least a quarterly basis.

6. CALIFORNIA CIVIL CODE SECTION 5510 - 5520 Use of Reserve Funds

5510. (a) The signatures of at least two persons, who shall be directors, or one officer who is not a director and one who is a director, shall be required for the withdrawal of moneys from the association's reserve accounts.

(b) The board shall not expend funds designated as reserve funds for any purpose other than the repair, restoration, replacement, or maintenance of, or litigation involving the repair, restoration, replacement, or maintenance of, major components that the association is obligated to repair, restore, replace, or maintain and for which the reserve fund was established.

5515. (a) Notwithstanding Section 5510, the board may authorize the temporary transfer of moneys from a reserve fund to the association's general operating fund to meet short-term cashflow requirements or other expenses, if the board has provided notice of the intent to consider the transfer in a board meeting notice provided pursuant to Section 4920.

(b) The notice shall include the reasons the transfer is needed, some of the options for repayment, and whether a special assessment may be considered.

(c) If the board authorizes the transfer, the board shall issue a written finding, recorded in the board's minutes, explaining the reasons that the transfer is needed, and describing when and how the moneys will be repaid to the reserve fund.

(d) The transferred funds shall be restored to the reserve fund within one year of the date of the initial transfer, except that the board may, after giving the same notice required for considering a transfer, and, upon making a finding supported by documentation that a temporary delay would be in the best interests of the common interest development, temporarily delay the restoration.

(e) The board shall exercise prudent fiscal management in maintaining the integrity of the reserve account, and shall, if necessary, levy a special assessment to recover the full

amount of the expended funds within the time limits required by this section. This special assessment is subject to the limitation imposed by Section 5605. The board may, at its discretion, extend the date the payment on the special assessment is due. Any extension shall not prevent the board from pursuing any legal remedy to enforce the collection of an unpaid special assessment.

5520. (a) When the decision is made to use reserve funds or to temporarily transfer moneys from the reserve fund to pay for litigation pursuant to subdivision (b) of Section 5510, the association shall provide general notice pursuant to Section 4045 of that decision, and of the availability of an accounting of those expenses.

(b) Unless the governing documents impose more stringent standards, the association shall make an accounting of expenses related to the litigation on at least a quarterly basis. The accounting shall be made available for inspection by members of the association at the association's office.

7. CALIFORNIA CIVIL CODE SECTION 5550 - 5580

Reserve Planning

5550. (a) At least once every three years, the board shall cause to be conducted a reasonably competent and diligent visual inspection of the accessible areas of the major components that the association is obligated to repair, replace, restore, or maintain as part of a study of the reserve account requirements of the common interest development, if the current replacement value of the major components is equal to or greater than one-half of the gross budget of the association, excluding the association's reserve account for that period. The board shall review this study, or cause it to be reviewed, annually and shall consider and implement necessary adjustments to the board's analysis of the reserve account requirements as a result of that review.

(b) The study required by this section shall at a minimum include:

(1) Identification of the major components that the association is obligated to repair, replace, restore, or maintain that, as of the date of the study, have a remaining useful life of less than 30 years.

(2) Identification of the probable remaining useful life of the components identified in paragraph (1) as of the date of the study.

(3) An estimate of the cost of repair, replacement, restoration, or maintenance of the components identified in paragraph (1).

(4) An estimate of the total annual contribution necessary to defray the cost to repair, replace, restore, or maintain the components identified in paragraph (1) during and at the end of their useful life, after subtracting total reserve funds as of the date of the study.

(5) A reserve funding plan that indicates how the association plans to fund the contribution identified in paragraph (4) to meet the association's obligation for the repair and replacement of all major components with an expected remaining life of 30 years or less, not including those components that the board has determined will not be replaced or repaired.

5560. (a) The reserve funding plan required by Section 5550 shall include a schedule of the date and amount of any change in regular or special assessments that would be needed to sufficiently fund the reserve funding plan.

(b) The plan shall be adopted by the board at an open meeting before the membership of the association as described in Article 2 (commencing with Section 4900) of Chapter 6.

(c) If the board determines that an assessment increase is necessary to fund the reserve funding plan, any increase shall be approved in a separate action of the board that is consistent with the procedure described in Section 5605.

5565. The summary of the association's reserves required by paragraph (2) of subdivision (b) of Section 5300 shall be based on the most recent review or study conducted pursuant to Section 5550, shall be based only on assets held in cash or cash equivalents, shall be printed in boldface type, and shall include all of the following:

(a) The current estimated replacement cost, estimated remaining life, and estimated useful life of each major component.

(b) As of the end of the fiscal year for which the study is prepared:

(1) The current estimate of the amount of cash reserves necessary to repair, replace, restore, or maintain the major components.

(2) The current amount of accumulated cash reserves actually set aside to repair, replace, restore, or maintain major components.

(3) If applicable, the amount of funds received from either a compensatory damage award or settlement to an association from any person for injuries to property, real or personal, arising out of any construction or design defects, and the expenditure or disposition of funds, including the amounts expended for the direct and indirect costs of repair of construction or design defects. These amounts shall be reported at the end of the fiscal year for which the study is prepared as separate line items under cash reserves pursuant to paragraph (2). Instead of complying with the requirements set forth in this paragraph, an association that is obligated to issue a review of its financial statement pursuant to Section 5305 may include in the review a statement containing all of the information required by this paragraph.

(c) The percentage that the amount determined for purposes of paragraph (2) of subdivision (b) equals the amount determined for purposes of paragraph (1) of subdivision (b).

(d) The current deficiency in reserve funding expressed on a per unit basis. The figure shall be calculated by subtracting the amount determined for purposes of paragraph (2) of subdivision (b) from the amount determined for purposes of paragraph (1) of subdivision (b) and then dividing the result by the number of separate interests within the association, except that if assessments vary by the size or type of ownership interest, then the association shall calculate the current deficiency in a manner that reflects the variation.

5570. (a) The disclosures required by this article with regard to an association or a property shall be summarized on the following form:

Assessment and Reserve Funding Disclosure Summary For the Fiscal Year Ending ____

(1) The regular assessment per ownership interest is \$____ per____. Note: If assessments vary by the size or type of ownership interest, the assessment applicable to this ownership interest may be found on page ____ of the attached summary.

(2) Additional regular or special assessments that have already been scheduled to be imposed or charged, regardless of the purpose, if they have been approved by the board and/or members:

alternate, but generally accepted, method of calculation is also used, the required reserve amount is \$____. (See attached explanation)

(7) Based on the method of calculation in paragraph (4) of subdivision (b) of Section 5570 of the Civil Code, the estimated amount required in the reserve fund at the end of each of the next five budget years is \$____, and the projected reserve fund cash balance in each of those years, taking into account only assessments already approved and other known revenues, is \$____, leaving the reserve at ____ percent funding. If the reserve funding plan approved by the association is implemented, the projected reserve fund cash balance in each of those years will be \$____, leaving the reserve at ____ percent funding.

Note: The financial representations set forth in this summary are based on the best estimates of the preparer at that time. The estimates are subject to change. At the time this summary was prepared, the assumed long-term before-tax interest rate earned on reserve funds was ____ percent per year, and the assumed long-term inflation rate to be applied to major component repair and replacement costs was ____ percent per year.

(b) For the purposes of preparing a summary pursuant to this section:

(1) "Estimated remaining useful life" means the time reasonably calculated to remain before a major component will require replacement.

(2) "Major component" has the meaning used in Section 55530. Components with an estimated remaining useful life of more than 30 years may be included in a study as a capital asset or disregarded from the reserve calculation, so long as the decision is revealed in the reserve study report and reported in the Assessment and Reserve Funding Disclosure Summary.

(3) The form set out in subdivision (a) shall accompany each annual budget report or summary thereof that is delivered pursuant to Section 5300. The form may be supplemented or modified to clarify the information delivered, so long as the minimum information set out in subdivision (a) is provided.

(4) For the purpose of the report and summary, the amount of reserves needed to be accumulated for a component at a given time shall be computed as the current cost of replacement or repair multiplied by the number of years the component has been in service divided by the useful life of the component. This shall not be construed to require the board to fund reserves in accordance with this calculation.

5580. (a) Unless the governing documents impose more stringent standards, any community service organization whose funding from the association or its members exceeds 10 percent of the organization's annual budget shall prepare and distribute to the association a report that meets the requirements of Section 5012 of the Corporations Code, and that describes in detail administrative costs and identifies the payees of those costs in a manner consistent with the provisions of Article 5 (commencing with Section 5200) of Chapter 6.

(b) If the community service organization does not comply with the standards, the report shall disclose the noncompliance in detail. If a community service organization is responsible for the maintenance of major components for which an association would otherwise be responsible, the community service organization shall supply to the association the information regarding those components that the association would use to complete disclosures and reserve reports required under this article and Section 5300. An association may rely upon information received from a community service organization, and shall provide access to the information pursuant to the provisions of Article 5 (commencing with Section 5200) of Chapter 6.

B. Notes

Park Paseo Homeowners Association
Irvine, California
RDA Owner's Summary

<table style="width: 100%; border-collapse: collapse;"> <tr> <td style="width: 30%;">Report Date</td> <td style="width: 30%;">November 10, 2017</td> <td style="width: 40%;"></td> </tr> <tr> <td>Version</td> <td>043</td> <td></td> </tr> <tr> <td>Account Number</td> <td>1393</td> <td></td> </tr> <tr> <td>Budget Year Beginning</td> <td>1/ 1/18</td> <td></td> </tr> <tr> <td style="padding-left: 20px;">Ending</td> <td>12/31/18</td> <td></td> </tr> <tr> <td>Total Units Included</td> <td>625</td> <td></td> </tr> <tr> <td>Phase Development</td> <td>1 of 1</td> <td></td> </tr> </table>	Report Date	November 10, 2017		Version	043		Account Number	1393		Budget Year Beginning	1/ 1/18		Ending	12/31/18		Total Units Included	625		Phase Development	1 of 1		<table style="width: 100%; border-collapse: collapse;"> <tr> <td colspan="2">Parameters:</td> </tr> <tr> <td style="width: 70%;">Inflation</td> <td style="text-align: right;">2.00%</td> </tr> <tr> <td>Annual Contribution Increase</td> <td style="text-align: right;">2.00%</td> </tr> <tr> <td>Investment Yield</td> <td style="text-align: right;">1.00%</td> </tr> <tr> <td>Taxes on Yield</td> <td style="text-align: right;">30.00%</td> </tr> <tr> <td>Contingency</td> <td style="text-align: right;">3.00%</td> </tr> <tr> <td colspan="2">Reserve Fund Balance as of</td> </tr> <tr> <td>1/ 1/18:</td> <td style="text-align: right;">\$878,183.00</td> </tr> </table>	Parameters:		Inflation	2.00%	Annual Contribution Increase	2.00%	Investment Yield	1.00%	Taxes on Yield	30.00%	Contingency	3.00%	Reserve Fund Balance as of		1/ 1/18:	\$878,183.00
Report Date	November 10, 2017																																					
Version	043																																					
Account Number	1393																																					
Budget Year Beginning	1/ 1/18																																					
Ending	12/31/18																																					
Total Units Included	625																																					
Phase Development	1 of 1																																					
Parameters:																																						
Inflation	2.00%																																					
Annual Contribution Increase	2.00%																																					
Investment Yield	1.00%																																					
Taxes on Yield	30.00%																																					
Contingency	3.00%																																					
Reserve Fund Balance as of																																						
1/ 1/18:	\$878,183.00																																					

Project Profile & Introduction

For budgeting purposes, unless otherwise indicated, we have used the following placed-in-service dates for aging all of the original components throughout these areas:

Clubhouse/Main Pool.....January 1977
Prosa Pool.....January 1982

RDA field inspections: June 15, 2016

RDA Summary of Calculations

Monthly Contribution to Reserves Required:	\$16,165.41
(\$25.86 per unit per month)	
Average Net Monthly Interest Contribution This Year:	477.88
Net Monthly Allocation to Reserves 1/ 1/18 to 12/31/18:	\$16,643.29
(\$26.63 per unit per month)	

RDA Reserve Management Software
Copyright 2017, Edwin G. Edgley
All Rights Reserved

Park Paseo Homeowners Association
RDA Owner's Summary

REPORT DATE: November 10, 2017
VERSION: 043
ACCOUNT NUMBER: 1393

DESCRIPTION	USE	+/-	REM	CURRENT	FULLY	ASSIGNED
	LIFE		LIFE	COST	FUNDED	RESERVES
Parking Lot - Asphalt Overlay	20	+3	2	12,789	11,652	11,652
Parking Lot - Asphalt Repairs	3	0	2	1,854	618	618
Parking Lot - Asphalt Slurry Seal	3	0	2	1,914	638	638
*** CATEGORY SUMMARY:				16,557	12,908	12,908
Roofs - Composition Roll, Clubhouse	18	0	5	1,397	1,002	1,002
Roofs - DaVinci Roof - Clubhouse	35	0	31	51,309	5,427	0
Roofs - DaVinci Roof - Prosa	50	0	43	12,109	1,695	0
*** CATEGORY SUMMARY:				64,816	8,124	1,002
Painting - Aluminum, Pools	25	0	17	10,855	3,474	0
Painting - Int Rec Area, Clubhouse	7	0	6	7,700	1,100	1,100
Painting - Int Restrooms, Clubhouse	8	0	7	4,488	561	561
Painting - Int Restrooms, Prosa	8	-2	0	1,698	1,698	1,698
Painting - Main Spa, Equipment Room	5	+2	0	2,904	2,904	2,904
Painting - Stucco	10	+2	5	3,399	1,921	1,921
Painting - Woodwork, Clubhouse	5	+2	0	12,462	12,462	12,462
Painting - Woodwork, Prosa	5	+2	0	3,415	3,415	3,415
Painting - Wrought Iron, Streets	3	0	0	184	184	184
*** CATEGORY SUMMARY:				47,106	27,720	24,246
Fencing - Aluminum, Main Pool	25	0	17	150,624	47,165	0
Fencing - Aluminum, Prosa Pool	25	0	17	54,025	17,288	0
Fencing - W/I, Alba West/Entrada	20	0	13	994	329	0
Fencing - W/I, Delamesa/Campanero	20	0	13	7,012	2,454	0
Walls - Block Repairs	20	0	0	5,000	5,000	5,000
Walls - Stucco Repairs	20	0	13	2,500	840	0
*** CATEGORY SUMMARY:				220,156	73,076	5,000
Lighting - Exterior, Main Pool/Club	10	+18	2	14,186	13,157	13,157
Lighting - Exterior, Prosa	10	+18	2	2,730	2,532	2,532
Lighting - Interior, Clubhouse	25	+18	2	15,744	15,012	15,012
Lighting - Interior, Clubhouse	25	0	24	917	37	0
Lighting - Interior, Prosa Cabana	25	+13	2	1,802	1,707	1,707
Lighting - Parking Lot	22	0	4	1,511	1,227	1,227
Lighting - Parking Lot, Original	22	+21	2	7,555	7,204	7,204
Lighting - Walkway, Bollards	15	0	14	109,829	5,585	0
*** CATEGORY SUMMARY:				154,274	46,460	40,839
Main Pool - Filter	12	0	0	6,488	6,488	6,488
Main Pool - Heater	12	0	8	20,616	6,479	6,479
Main Pool - Motor/Pump System	8	0	3	7,574	4,578	4,578
Main Pool - Refiberglass & Tile	14	0	9	79,188	28,281	0

Park Paseo Homeowners Association
RDA Owner's Summary

DESCRIPTION	USE LIFE	+/-	REM LIFE	CURRENT COST	FULLY FUNDED RESERVES	ASSIGNED RESERVES
Main Pool - Spa Filter	10	0	0	1,460	1,460	1,460
Main Pool - Spa Heater	10	0	6	2,741	1,083	1,083
Main Pool - Spa Pump/Motor	8	0	0	1,189	1,189	1,189
Main Pool - Spa Pump/Motor, Booster	8	0	0	2,812	2,812	2,812
Main Pool - Spa Refiberglass & Tile	12	0	7	9,680	4,033	4,033
Main Pool - Spa, Sump Pump	8	0	0	3,043	3,043	3,043
Main Pool - Wader Filter	12	0	0	1,047	1,047	1,047
Main Pool - Wader Heater	12	0	0	3,246	3,246	3,246
Main Pool - Wader Pump/Motor	8	0	3	1,027	634	634
Main Pool - Wader Refiberglassing	14	0	9	10,045	3,588	0
*** CATEGORY SUMMARY:				150,156	67,961	36,092
Main Pool Area - Barbecues	5	0	0	5,045	5,045	5,045
Main Pool Area - Ceramic Shower	25	+18	2	6,763	6,448	6,448
Main Pool Area - Deck Caulking	4	0	2	6,697	3,349	3,349
Main Pool Area - Furniture, Replace	7	0	4	63,609	25,444	25,444
Main Pool Deck - Patio/Spa	30	+13	2	126,000	120,140	120,140
Main Pool Deck - Pool/Wader	30	+13	2	161,000	153,512	153,512
Main Pool Deck - Repairs	10	0	10	5,000	0	0
*** CATEGORY SUMMARY:				374,114	313,936	313,936
Prosa Pool - Filter	12	0	2	2,920	2,416	2,416
Prosa Pool - Heater	12	0	8	6,738	2,215	2,215
Prosa Pool - Pump/Motor Systems	8	0	0	2,378	2,378	2,378
Prosa Pool - Refiberglass & Tile	14	0	9	34,604	12,359	0
*** CATEGORY SUMMARY:				46,640	19,367	7,008
Prosa Pool Area - Barbecues	8	0	1	4,123	3,567	3,567
Prosa Pool Area - Ceramic Shower	25	+13	2	7,470	7,076	7,076
Prosa Pool Area - Deck Caulking	4	0	2	3,070	1,468	1,468
Prosa Pool Area - Doors, Restrooms	25	+21	5	1,254	1,118	1,118
Prosa Pool Area - Furniture	7	0	4	17,569	7,028	7,028
Prosa Pool Area - Rstrm Counters	20	+18	2	1,130	1,071	1,071
Prosa Pool Area - Rstrm Fixtures	25	+13	2	5,832	5,525	5,525
Prosa Pool Area - Rstrm Partitions	20	+18	2	3,307	3,133	3,133
Prosa Pool Area - Rstrm Tile	25	+13	2	9,540	9,038	9,038
Prosa Pool Area - Water Heater	16	0	13	4,571	758	0
Prosa Pool Area - Wood Repairs	5	+2	0	3,500	3,500	3,500
Prosa Pool Deck - Repairs	10	0	10	2,500	0	0
Prosa Pool Deck - Replace	30	+14	3	57,000	53,114	53,114
*** CATEGORY SUMMARY:				120,866	96,395	95,637
Clubhouse - Billiard Tables	25	+20	4	10,272	9,359	9,359
Clubhouse - Carpet, Replace	8	0	4	8,115	3,689	3,689
Clubhouse - Doors, Entry	25	0	12	13,704	7,037	0
Clubhouse - Doors, Entry	25	0	19	10,880	2,611	0
Clubhouse - Doors, Interior	25	+8	5	2,029	1,722	1,722

Park Paseo Homeowners Association
RDA Owner's Summary

DESCRIPTION	USE LIFE	+/- LIFE	REM LIFE	CURRENT COST	FULLY FUNDED RESERVES	ASSIGNED RESERVES
Clubhouse - Doors, Kitchen	25	0	24	9,419	377	0
Clubhouse - Doors, Restrooms	25	+21	5	1,254	1,118	1,118
Clubhouse - Doors, Sliding	25	0	0	25,000	25,000	25,000
Clubhouse - Exterior Staircase	30	0	18	19,472	7,591	0
Clubhouse - Floor Tile Kitch/Rec	25	0	24	13,570	543	0
Clubhouse - Furnishings	10	0	9	35,000	3,500	0
Clubhouse - HVAC, Clubhouse/Office	20	0	16	29,394	5,581	0
Clubhouse - Kitchen, Appliances	12	+3	2	5,563	4,804	4,804
Clubhouse - Kitchen, Cabinets	25	0	12	25,771	13,234	0
Clubhouse - Kitchen, Refrigerator	12	0	7	1,929	772	772
Clubhouse - Kitchen, Sink	25	0	12	817	420	0
Clubhouse - Office, Equipment	8	0	3	3,500	2,188	2,188
Clubhouse - Office, Equipment	8	0	5	6,500	2,438	2,438
Clubhouse - Office, Refurbishment	20	0	9	13,555	7,404	0
Clubhouse - Restroom	25	0	16	0	0	0
Clubhouse - Restroom Ceramic Tile	25	0	16	12,265	4,416	0
Clubhouse - Restroom Counters	20	0	11	4,032	1,814	0
Clubhouse - Restroom Epoxy Floor	25	0	16	2,387	859	0
Clubhouse - Restroom Fixtures	25	0	16	7,596	2,735	0
Clubhouse - Restroom Lockers/Bench	22	0	13	20,000	8,182	0
Clubhouse - Restroom Partitions	20	0	11	5,525	2,486	0
Clubhouse - Restroom Shower Door	16	0	7	2,088	1,175	1,175
Clubhouse - Water Heater	16	0	13	7,264	1,204	0
Clubhouse - Window Blinds	10	+5	2	16,583	14,322	14,322
Clubhouse - Women's Shower	25	0	19	3,572	839	0
*** CATEGORY SUMMARY:				317,057	137,416	66,584
Tennis Court - Benches, Tennis/Grds	15	0	8	20,944	9,774	0
Tennis Court - Chain Link	30	+16	5	20,585	18,348	18,348
Tennis Court - Deck Caulking	4	0	3	2,449	612	612
Tennis Court - Lighting	25	+18	2	14,112	13,456	13,456
Tennis Court - Resurfacing	6	0	3	9,936	4,968	4,968
Tennis Court - Windscreen	6	0	3	2,966	1,483	1,483
*** CATEGORY SUMMARY:				70,992	48,640	38,866
Rec Area - Benches	12	0	5	11,999	6,964	6,964
Rec Area - Drinking Fountain, C\H	16	0	9	3,114	1,296	0
Rec Area - Drinking Fountain, Prosa	16	+20	0	1,561	1,561	1,561
Rec Area - Play Equip, Alba	18	+3	2	23,521	21,281	21,281
Rec Area - Play Equip, Main, Prosa	18	+5	2	53,654	48,885	48,885
Rec Area - Poured In Place, Main	14	0	12	43,225	6,175	0
Rec Area - Sand Repl, Prosa	10	0	6	8,701	3,108	3,108
Rec Area - Trash Cans	15	0	8	11,277	5,263	1,154
Rec Area - Wood Fiber Replace, Alba	10	0	8	8,863	1,266	0
*** CATEGORY SUMMARY:				165,915	95,798	82,952
Clubhouse - Deck, Railing, Wood	15	+5	2	4,987	4,488	4,488

Park Paseo Homeowners Association
RDA Owner's Summary

DESCRIPTION	USE LIFE	+/- LIFE	REM LIFE	CURRENT COST	FULLY FUNDED RESERVES	ASSIGNED RESERVES
Trellis - Clubhouse	30	0	23	46,892	10,435	0
Trellis - Prosa Pool	30	0	22	12,338	3,290	0
*** CATEGORY SUMMARY:				64,217	18,214	4,488
Signs - Bulletin Board, Clubhouse	15	+11	2	1,151	1,060	1,060
Signs - Monument, 2018	30	0	0	40,000	40,000	40,000
*** CATEGORY SUMMARY:				41,151	41,060	41,060
Landscape - Tree Trim Blue Gum 2019	2	0	1	37,000	17,696	17,696
Landscape - Tree Trim Common 2019	3	0	1	34,000	20,839	20,839
Landscape - Tree Trim Jacaran 2020	4	0	2	15,000	7,174	7,174
Landscape - Tree Trim Red Iron 2020	4	0	2	7,500	3,587	3,587
*** CATEGORY SUMMARY:				93,500	49,295	49,295
Irrigation - Controllers	15	0	10	32,142	10,714	0
Irrigation - Enclosures	24	0	0	27,960	27,960	27,960
*** CATEGORY SUMMARY:				60,102	38,674	27,960
Termite Control/Fumigation	15	+9	2	5,161	4,731	4,731
*** CATEGORY SUMMARY:				5,161	4,731	4,731
TOTAL ASSET SUMMARY:				2,012,778	1,099,775	852,605
CONTINGENCY @ 3.00%:					32,993	25,578
GRAND TOTAL:					1,132,769	878,183

Percent Fully Funded: 78%